TOWN COUNCIL MEETING
Zoom Webinar and/or Town Council Chamber
3 S. Timber Ridge Parkway, Severance, CO 80550

AGENDA
TOWN COUNCIL MEETING
Tuesday, November 11, 2025, at 7:00 PM

A. CALL TO ORDER REGULAR MEETING (7:00 PM)

1. **Roll Call**

2. **Pledge of Allegiance**

3. **Agenda Review by Town Manager**

4. **Consent Calendar**

   The Consent Calendar is intended to allow the Town Council to spend time and energy on the important items and not routine actions. A Council Member may request an item on this calendar to be "pulled" off the Consent Calendar and considered separately as a regular agenda item. Items remaining on the Consent Calendar will be approved by Town Council with one vote.

   a. **Pg. 4 - Town Council Minutes 10.14.25**

   b. **Pg. 7 - Resolution 2025-44R: A Resolution of the Town Council of the Town of Severance, Colorado, ratifying the appointments of Cherilyn Barringer, Caitlin Evans, and Michael Kessler to the Board of Trustees of the Clearview Library District for terms commencing on January 1, 2026**

   c. **Pg. 9 - Resolution 2025-45R: A Resolution of the Town Council of the Town of Severance, Colorado, approving delinquent receivable accounts to the Weld County Treasurer for collection as a lien against the subject properties**

   d. **Pg. 11 - September Financials**

   e. **Pg. 59 - September Payables**

5. **Approval of Agenda**

6. **Public Comment**

   The purpose of the Public Comment is for members of the public to speak to the Town Council on any subject not scheduled on the agenda. To accomplish scheduled agenda items, comments should be limited to three minutes for those attending in person or an appropriate time as deemed by the Mayor. The Town Council is not obligated to make decisions or take action on comments but may choose to schedule the matter for a later discussion. Those addressing the Town Council, please state your name and address and sign-in.

7. **Council Member Comments**

8. **Reports**

Council approval may be sought for administrative actions in association with staff reports.

a. Town Attorney
b. Town Staff
c. Town Management
d. Council Members Liaisons
e. Mayor

B. TOWN COUNCIL

1. **Pg. 112 - Poudre Valley REA Presentation**

2. **Pg. 113 - Water Supply Master Plan**
   - Discussion
   - Staff Presentation: Nicholas Wharton, Town Manager

3. **Pg. 114 - Resolution 2025-46R: A Resolution of the Town Council of the Town of Severance, Colorado, approving the amended and restated Water Service Agreement with the North Weld County Water District**
   - Legislative
   - Staff Presentation: Nicholas Wharton, Town Manager

4. **Pg. 149 - Parks Master Plan Committee**
   - Discussion
   - Staff Presentation: Nicholas Wharton, Town Manager

5. **Pg. 150 - Ordinance 2025-26: An Ordinance of the Town Council of the Town of Severance, Colorado, changing the composition of the Youth Council**
   - Legislative
   - Staff Presentation: Nicholas Wharton, Town Manager

6. **Pg. 153 - 2026 Proposed Water/Wastewater/Stormwater/Transportation Rates**
   - Discussion
   - Staff Presentation: Nicholas Wharton, Town Manager

7. **Pg. 159 - 2026 Proposed Fee Schedule**
   - Discussion
   - Staff Presentation: Nicholas Wharton, Town Manager

8. **Pg. 171 - 2026 Proposed Budget**
   - Discussion
   - Staff Presentation: Nicholas Wharton, Town Manager

C. COUNCIL MEMBER PETITIONS

Council Members may ask for items to be added to future agendas.

D. ADJOURN

Town Council MEETING

Tuesday, November 11, 2025, 7:00 PM (MDT)

The Town Council reserves the right to adjourn to a virtual-only meeting at their discretion should the need arise.

Registration URL
https://us02web.zoom.us/j/89354721574?pwd=2TJORo1yOgUN5NB28octprdXWugaLl.1

The Town of Severance does not discriminate on the basis of race, color, national origin, sex, religion, age or disability in the provision of services. For disabled persons needing reasonable accommodation to attend or participate in a town service, program, public meeting, or activity, call 970-686-1218 at least 72 hours in advance. Disabled access is available from the front entrance of the Town Hall.

TOWN COUNCIL WORK SESSION & MEETING
Zoom Webinar and/or Town Council Chamber
3 S. Timber Ridge Parkway, Severance, CO 80550

WORK SESSION & MEETING MINUTES
Tuesday, October 14, 2025, at 5:00 PM

Mayor:	Matthew Fries
Mayor Pro-tem:	Brittany Vandermark
Council Members:	David Bruen Craig Joseph Stephen Gagliardi Tad Borrett Karen Hessler
Audience:	Josijha Grismore, Mackenzie Williams, Kai Sapinoro, Charlie Vandermark, Soren Simpson, Kollyns Kelly, Alix Getitis, Sophia Farrington-Valdivia, Sophia Cabazos, Torry Rowell
Staff:	Nicholas Wharton, Town Manager Lindsay Radcliff-Coombes, Deputy Town Manager Sarah Jacobsen, Town Clerk Ken Chavez, Police Chief John Tucker, Police Sergeant Efrain Lemus, Finance Director Geoff Wilson, Town Attorney (Virtually)

A. CALL TO ORDER REGULAR MEETING (5:00 PM)

1. Roll Call

Present: Mayor Matthew Fries, Mayor Pro-Tem Brittany Vandermark, Council Member David Bruen, Council Member Stephen Gagliardi, Council Member Craig Joseph, Council Member Tad Borrett, Council Member Karen Hessler

2. Pledge of Allegiance

3. Agenda Review by Town Manager

4. Consent Calendar

The Consent Calendar is intended to allow the Town Council to spend time and energy on the important items and not routine actions. A Council Member may request an item on this calendar to be "pulled" off the Consent Calendar and considered separately as a regular agenda item.

Items remaining on the Consent Calendar will be approved by Town Council with one vote.

MOTION WAS MADE BY Mayor Pro-tem Vandermark, seconded by Council Member Bruen to Approve the Consent Calendar. All Council Members present voting Yes.

MOTION PASSED

a. **Pg. 3 - Resolution 2025-43R: A Resolution of the Town Council of the Town of Severance, Colorado, supporting H.R. 3095 (Boebert)**

b. **Pg. 4 - Town Council Minutes 9.23.25**

5. **Approval of Agenda**

6. **Public Comment**

The purpose of the Public Comment is for members of the public to speak to the Town Council on any subject not scheduled on the agenda. To accomplish scheduled agenda items, comments should be limited to three minutes for those attending in person or an appropriate time as deemed by the Mayor. The Town Council is not obligated to make decisions or take action on comments but may choose to schedule the matter for a later discussion. Those addressing the Town Council, please state your name and address and sign-in.

B. TOWN COUNCIL

1. **Pg. 9 - Youth Council Appointments**
   - Legislative
   - Staff Presentation: Nicholas Wharton, Town Manager

The Town Council voted by ballot for the five Youth Council members, per Ordinance 2025-23, with the following members being selected: Mackenzie, Samuel (Kai), Charlie, Kollyns, and Torry.

Mayor Pro Tem Vandermark motioned to add four more members and three alternate members, seconded by Council Member Borrett. All Council Members present voted yes.

The change to the Youth Council will come back to the Town Council as an Ordinance amending the Youth Council in the Severance Municipal Code.

The Town Council voted for preference on the additional four members as: Summer, Soren, Sophia F, and Sophia C. The preferred Alternate Members are: Josijha, Delilah (Alix) and Noah.

C. ADJOURN

The meeting adjourned at 6:11 p.m.

D. BUDGET TOWN HALL (6:00 PM)

TOWN OF SEVERANCE

_____
Matthew Fries, Mayor

ATTEST

_____
Sarah Jacobsen, Town Clerk

TOWN OF SEVERANCE
RESOLUTION NO. 2025-44R

A RESOLUTION OF THE TOWN COUNCIL OF THE TOWN OF SEVERANCE, COLORADO, RATIFYING THE APPOINTMENTS OF CHERILYN BARRINGER, CAITLIN EVANS, AND MICHAEL KESSLER TO THE BOARD OF TRUSTEES OF THE CLEARVIEW LIBRARY DISTRICT FOR TERMS COMMENCING ON JANUARY 1, 2026

WHEREAS, the Clearview Library District was created by action of three "Establishing Bodies," namely the Town of Windsor, the Town of Severance and Weld County RE-4 School District, all of the State of Colorado; and

WHEREAS, the Clearview Library District Board of Trustees is comprised of five trustee seats, three of which have terms expiring at the end of 2025; and

WHEREAS, C.R.S. § 24-90-108(2)(c) provides that the Establishing Bodies have authority to ratify trustees recommended for appointment to the Clearview Library District Board of Trustees; and

WHEREAS, pursuant to C.R.S. § 24-90-108(c)(2), recommendation of replacement library trustees must be made by a committee held for that purpose; and

WHEREAS, pursuant to the Clearview Library District's by-laws, a trustee selection committee (the "Committee") met on October 23, 2025, and October 25, 2025, to interview trustee candidates; and

WHEREAS, Cherilyn Barringer, Caitlin Evans, and Michael Kessler each appear to be qualified to serve as members of the Clearview Library District and to represent the various interests within the Clearview Library District.

NOW, THEREFORE, BE IT RESOLVED BY THE TOWN COUNCIL OF THE TOWN OF SEVERANCE, COLORADO, AS FOLLOWS:

The appointments of Cherilyn Barringer as Trustee, Caitlin Evans as Trustee, and Michael Kessler as Alternate Trustee to serve on the Clearview Library District Board of Trustees, each for a three-year term beginning on January 1, 2026, are hereby ratified.

RESOLVED AND APPROVED THIS 11TH DAY OF NOVEMBER, 2025.

TOWN OF SEVERANCE, COLORADO

_____

Matthew Fries, Mayor

ATTEST

_____

Sarah Jacobsen, Town Clerk

TOWN OF SEVERANCE
RESOLUTION NO. 2025-45R

A RESOLUTION OF THE TOWN COUNCIL OF THE TOWN OF SEVERANCE, COLORADO, APPROVING DELINQUENT RECEIVABLE ACCOUNTS TO THE WELD COUNTY TREASURER FOR COLLECTION AS A LIEN AGAINST THE SUBJECT PROPERTIES

WHEREAS, the Town of Severance, Colorado (the "Town") is authorized under Section 13-1-110 of the Severance Municipal Code to certify delinquent utility bills, accounts receivable, or other charges to the Weld County Treasurer for collection in the same manner as property taxes; and

WHEREAS, the Town has made reasonable efforts to collect the following delinquent amounts owed to the Town, and such balances remain unpaid and outstanding; and

WHEREAS, the Town Council finds and declares that certifying such unpaid balances as liens against the properties benefitted is necessary to preserve the fiscal integrity of the Town.

NOW, THEREFORE, BE IT RESOLVED BY THE TOWN COUNCIL OF THE TOWN OF SEVERANCE, COLORADO, AS FOLLOWS:

Section 1. Certification of Delinquent Accounts
The following accounts receivable balances, as shown below, are hereby certified to the Weld County Treasurer for collection as property tax liens:

Property Address	Parcel Number	Property Owner	Account Type	Amount Due
37700 County Rd 23, Severance, CO 80550	070525200052	Michael Wilds	Utility Services	$974.36
39749 Hilltop Cir, Severance, CO 80610	070513103002	Steven Fellenzer	Utility Services	$974.36
969 Milner Pass Rd, Severance, CO 80550	080711258014	John Maedel & Nancy Coyne & Lindsey Gilbert	Utility Services	$1,246.48
1257 Wild Basin Rd, Severance, CO 80550	080711254027	Dawn & Robert Moon	Utility Services	$861.77
1265 Baker Pass St, Severance, CO 80550	080711204001	Jacob Davis	Utility Services	$1,223.94

943 Scotch Pine Dr, Severance, CO 80550	080703111007	Elizabeth & Blake Hagler	Utility Services	$1,474.22
3811 Bridle Ridge Cir, Severance, CO 80524	070509301007	Calvin & Michelle McCartney	Utility Services	$673.66
924 Barasingha St, Severance, CO 80550	080703108006	David & Jazmin Martinez	Accounts Receivable	$1,079.76

Section 2. Notice and Delivery
The Town Clerk is directed to transmit a certified copy of this resolution to the Weld County Treasurer, along with all required documentation necessary to enforce the lien pursuant to C.R.S. § 31-20-105 and Section 13-1-100 of the Severance Municipal Code.

RESOLVED AND APPROVED THIS 11TH DAY OF NOVEMBER 2025.

TOWN OF SEVERANCE, COLORADO

_____
Matthew Fries, Mayor

ATTEST

_____
Sarah Jacobsen, Town Clerk

Mon Oct 20th, 2025

Attn: Town Council and Stakeholders

Re: Financial Statement Review

The Interim Financial Statements for **September 2025** for the Town of Severance have been reviewed and can be published as part of the **November 11th, 2025**, Town Council Consent Agenda.

All the best,

Efrain Lemus, MBA, CPA
Finance Director

3 S Timber Ridge Pkwy • PO Box 339 • Severance, CO 80546-0339
Phone: (970) 686-1218 • Fax: (970) 686-6250

TOWN OF SEVERANCE
COMBINED CASH INVESTMENT
SEPTEMBER 30, 2025

COMBINED CASH ACCOUNTS

01-100700	CASH ON HAND	405
01-101000	BANK OF CO- CHECKING ***1469	158,293
01-101500	BANK OF CO CREDIT CARD ***1481	74,673
01-101600	BANK OF CO CASH OUTLAY ***8205	(103,565)
01-102100	COLOTRUST - 8001	22,404,986
01-102110	COLOTRUST - 4001	1,071
01-102180	UMB SAFEKEEPING	45,174,395
01-106000	XPRESS DEPOSIT ACCOUNT	21,062
01-107700	CASH CLEARING - WSFR	(4,851)
01-107800	CASH CLEARING - SD RE-4	(20,412)
	TOTAL COMBINED CASH	67,706,057
01-100000	CASH ALLOCATED TO OTHER FUNDS	(67,706,057)
	TOTAL UNALLOCATED CASH	

CASH ALLOCATION RECONCILIATION

10	ALLOCATION TO GENERAL FUND	28,157,570
11	ALLOCATION TO CONSERVATION TRUST FUND	431,335
12	ALLOCATION TO TRANSPORTATION FUND	4,232,511
13	ALLOCATION TO PARKS FUND	578,739
14	ALLOCATION TO PUBLIC FACILITIES FUND	638,799
15	ALLOCATION TO PUBLIC SAFETY FUND	402,231
20	ALLOCATION TO GRANTS FUND	(7,717)
41	ALLOCATION TO FLEET FUND	640,086
51	ALLOCATION TO WATER FUND	18,952,968
52	ALLOCATION TO WASTEWATER FUND	15,673,929
53	ALLOCATION TO STORMWATER FUND	1,908,251
75	ALLOCATION TO CAPITAL PROJECTS	(3,902,647)
	TOTAL ALLOCATIONS TO OTHER FUNDS	67,706,057
	ALLOCATION FROM COMBINED CASH FUND - 01-100000	(67,706,057)
	ZERO PROOF IF ALLOCATIONS BALANCE	

TOWN OF SEVERANCE
BALANCE SHEET
SEPTEMBER 30, 2025

GENERAL FUND

	ASSETS			
10-100000	CASH - COMBINED FUND		28,157,570	
10-105000	TAXES RECEIVABLE		8,696	
10-105300	CASH W/ WELD COUNTY TREASURER		23,108	
10-115000	ACCOUNTS RECEIVABLE		16,715	
10-115010	FUEL INVENTORY		7,503	
10-115011	DIESEL INVENTORY		3,196	
10-120000	DEVELOPER RECEIVABLES		49,613	
10-131000	DUE FROM OTHER GOVERNMENTS		190,717	
	TOTAL ASSETS			28,457,118
	LIABILITIES AND EQUITY			
	LIABILITIES			
10-202000	ACCOUNTS PAYABLE		32,871	
10-203000	CUSTOMER DEPOSITS-DEVELOPERS		64,147	
10-203500	CUSTOMER DEPOSITS-RENTALS		1,900	
10-204000	OTHER ACCRUED EXPENSES		9,804	
10-211650	AFLAC PAYABLE		1,029	
10-211710	DISABILITY INSURANCE PAYABLE		(4,670)	
10-211800	DEFERRED PROPERTY TAXES		8,696	
	TOTAL LIABILITIES			113,776
	FUND EQUITY			
	UNAPPROPRIATED FUND BALANCE:			
10-290000	FUND BALANCE	24,024,491		
	REVENUE OVER EXPENDITURES - YTD	4,318,852		
	BALANCE - CURRENT DATE		28,343,342	
	TOTAL FUND EQUITY			28,343,342
	TOTAL LIABILITIES AND EQUITY			28,457,118

TOWN OF SEVERANCE
REVENUES AND EXPENDITURES WITH COMPARISON TO BUDGET
FOR THE 9 MONTHS ENDING SEPTEMBER 30, 2025

GENERAL FUND

		PERIOD ACTUAL	YTD ACTUAL	BUDGET	UNEARNED	PCNT
REVENUE						
	TAXES					
10-31-1000	PROPERTY TAX	1,400	2,069,252	2,076,298	7,046	99.7
10-31-3000	SALES TAX	190,767	1,576,377	2,050,000	473,623	76.9
10-31-4000	USE TAX	37,410	2,364,795	2,600,000	235,205	91.0
10-31-8100	SEVERANCE TAX (OIL & GAS)	14,415	14,415	100,000	85,585	14.4
10-31-8200	FRANCHISE	42,337	182,784	200,000	17,216	91.4
10-31-9000	INTEREST / DELINQUENT TAX	72	1,202	623	(579)	193.0
	TOTAL TAXES	286,401	6,208,826	7,026,921	818,095	88.4
	LICENSES & PERMITS					
10-32-1000	BUSINESS LICENSE	50	2,775		(2,775)	.0
10-32-1100	LIQUOR LICENSE	175	1,575	500	(1,075)	315.0
10-32-2000	HOME BASED BUSINESS FEES		1,850	250	(1,600)	740.0
10-32-2100	BUILDING PERMIT & LICENSE	20,963	267,890	657,500	389,610	40.7
10-32-2600	ANIMAL LICENSES	15	841	540	(301)	155.8
10-32-3100	PLANNING ADMINISTRATION FEE	2,247	24,630	30,000	5,370	82.1
10-32-3400	OFFICE ADMINISTRATION FEE	6,255	78,523	200,000	121,477	39.3
10-32-4100	ROW/HUNT/SIGN/DEVELOP. PERMITS	3,450	48,000	18,000	(30,000)	266.7
10-32-4150	SOLICITOR LICENSES		2,975	2,000	(975)	148.8
	TOTAL LICENSES & PERMITS	33,156	429,059	908,790	479,731	47.2
	INTERGOVERNMENTAL					
10-33-4000	STATE GRANTS	537	2,953		(2,953)	.0
10-33-4500	OTHER GRANT REVENUE		50,000		(50,000)	.0
10-33-5000	HIGHWAY USERS	44,813	269,585	216,634	(52,951)	124.4
10-33-5050	MINERAL LEASE	78,082	78,082	50,000	(28,082)	156.2
10-33-5100	MOTOR VEHICLE FEES	7,992	72,849	60,213	(12,636)	121.0
10-33-5200	COUNTY ROAD & BRIDGE	5,344	48,096	91,357	43,261	52.7
10-33-5300	SPECIFIC OWNERSHIP TAX	8,315	69,165	91,357	22,192	75.7
10-33-5600	CIGARETTE TAX	1,075	3,087	3,000	(87)	102.9
10-33-6000	SHARED REVENUE WINDSOR		154,219	200,000	45,781	77.1
	TOTAL INTERGOVERNMENTAL	146,159	748,037	712,561	(35,476)	105.0
	CHARGES FOR SERVICES					
10-34-1100	COURT COSTS	210	2,190	2,880	690	76.0
10-34-1200	POLICE REVENUE		35,203	62,431	27,228	56.4
10-34-1400	COPIES & REPORTS	137	1,431	2,000	569	71.6
	TOTAL CHARGES FOR SERVICES	347	38,824	67,311	28,487	57.7

TOWN OF SEVERANCE
REVENUES AND EXPENDITURES WITH COMPARISON TO BUDGET
FOR THE 9 MONTHS ENDING SEPTEMBER 30, 2025

GENERAL FUND

		PERIOD ACTUAL	YTD ACTUAL	BUDGET	UNEARNED	PCNT
	FINES & FORFEITS					
10-35-1000	MUNICIPAL COURT FINES	8,480	62,651	45,000	(17,651)	139.2
10-35-1100	SURCHARGE	600	3,633	1,920	(1,713)	189.2
10-35-1300	RESTITUTION - TOWN		3,204		(3,204)	.0
	TOTAL FINES & FORFEITS	9,080	69,487	46,920	(22,567)	148.1
	MISCELLANEOUS					
10-36-1000	RETURN CHECK CHARGES	450	2,660	2,500	(160)	106.4
10-36-2000	OTHER MISCELLANEOUS REVENUE		7,629	3,000	(4,629)	254.3
10-36-2500	SCHOLARSHIP CONTRIBUTION	5,000	5,000		(5,000)	.0
10-36-3000	RENT	7,264	75,414	75,270	(144)	100.2
10-36-3500	INTEREST AND DIVIDENDS	122,414	605,667	517,170	(88,497)	117.1
10-36-3550	CHANGE IN MARKET VALUE	6,290	631,685		(631,685)	.0
10-36-4500	MATERIALS AND LABOR		10,806	2,000	(8,806)	540.3
10-36-5000	SPECIAL EVENT REVENUE	(300)	55,221	70,000	14,780	78.9
10-36-8050	OIL AND GAS ROYALTIES	1,528	13,677		(13,677)	.0
10-36-9900	OTHER REVENUES	80	916,144		(916,144)	.0
	TOTAL MISCELLANEOUS	142,727	2,323,903	669,940	(1,653,963)	346.9
	TOTAL FUND REVENUE	617,869	9,818,135	9,432,443	(385,692)	104.1

TOWN OF SEVERANCE
EXPENDITURES WITH COMPARISON TO BUDGET
FOR THE 9 MONTHS ENDING SEPTEMBER 30, 2025

GENERAL FUND

		PERIOD ACTUAL	YTD ACTUAL	BUDGET	UNEXPENDED	PCNT
EXPENDITURES						
	LEGISLATIVE					
10-41-1100	REGULAR STAFF WAGES	8,188	72,766	109,605	36,839	66.4
10-41-1102	OVERTIME			100	100	.0
10-41-1104	RETIREMENT 457	228	2,139	3,420	1,281	62.6
10-41-1105	BOARD OF TRUSTEE FEES	2,600	15,400	36,000	20,600	42.8
10-41-1130	FICA/MEDICARE	825	6,745	11,139	4,394	60.6
10-41-1140	WORKERS COMPENSATION		1,434	1,930	496	74.3
10-41-1150	UNEMPLOYMENT	15	143	272	129	52.5
10-41-1160	HEALTH INSURANCE	874	7,864	10,488	2,624	75.0
10-41-1161	DISABILITY INSURANCE	142	1,096	2,184	1,088	50.2
10-41-2100	LEGAL FEES	13,570	138,506	83,000	(55,506)	166.9
10-41-3150	TELEPHONE	49	429	1,219	790	35.2
10-41-3180	MILEAGE			50	50	.0
10-41-3210	INSURANCE AND BONDS	114	4,155	4,753	598	87.4
10-41-3320	PRINTING	(3,879)	6,779	25,200	18,421	26.9
10-41-3330	PUBLISHING/RECORDING	2,580	2,999	3,000	1	100.0
10-41-3350	ORDINANCE CODIFICATION			12,000	12,000	.0
10-41-3810	DUES/MEMBERSHIPS/SUBSCRIPTIONS		9,461	11,500	2,039	82.3
10-41-3820	CONTINUING EDUCATION		9,645	24,000	14,355	40.2
10-41-3825	MEETING/MEALS	1,561	10,192	12,100	1,908	84.2
10-41-3990	MISCELLANEOUS	449	894	525	(369)	170.4
10-41-3992	COUNCIL SPECIAL EVENTS		629	5,000	4,371	12.6
10-41-4010	CORA REQUESTS			1,260	1,260	.0
10-41-4320	COMPUTER REPLACE./AUDIO VISUAL		1,776	7,400	5,624	24.0
10-41-4330	COMPUTER SUPPORT AND MAINT	8,078	30,838	53,178	22,340	58.0
10-41-4350	SAFETY			10,000	10,000	.0
10-41-4530	VEHICLE & EQUIP AMORTIZATION	165	1,485	1,980	495	75.0
10-41-4810	UNIFORMS			4,000	4,000	.0
10-41-4990	SUPPLIES		467	1,680	1,213	27.8
10-41-5500	TOWN COUNCIL DISCRETIONARY	22,438	44,578	200,000	155,422	22.3
10-41-5560	TREE BOARD	600	826	2,000	1,175	41.3
10-41-5570	PLANNING COMMISSION		601	2,000	1,399	30.1
	TOTAL LEGISLATIVE	58,597	371,847	640,983	269,136	58.0
	ELECTIONS					
10-42-3310	WELD CO COORDINATED ELECTION			15,200	15,200	.0
10-42-3320	PRINTING		201		(201)	.0
	TOTAL ELECTIONS		201	15,200	14,999	1.3

GENERAL FUND

		PERIOD ACTUAL	YTD ACTUAL	BUDGET	UNEXPENDED	PCNT
	JUDICIAL					
10-43-1100	REGULAR STAFF WAGES	2,146	8,368	40,560	32,192	20.6
10-43-1102	OVERTIME			100	100	.0
10-43-1104	RETIREMENT 457	64	251	1,265	1,014	19.9
10-43-1130	FICA/MEDICARE	164	640	3,103	2,463	20.6
10-43-1140	WORKERS COMPENSATION		717	965	248	74.3
10-43-1150	UNEMPLOYMENT	4	17	81	64	20.7
10-43-1160	HEALTH INSURANCE	437	1,311	5,244	3,933	25.0
10-43-1161	DISABILITY INSURANCE	43	43	608	565	7.0
10-43-2100	LEGAL FEES	1,700	8,500	13,663	5,163	62.2
10-43-2110	MUNICIPAL JUDGE	800	6,400	9,600	3,200	66.7
10-43-3150	TELEPHONE	16	143	407	264	35.1
10-43-3210	INSURANCE AND BONDS	57	2,078	2,377	299	87.4
10-43-3820	EDUCATION	212	693	1,000	307	69.3
10-43-3830	TRANSLATOR/JUROR FEES	146	308	630	322	48.9
10-43-4310	COURT SUPPLIES		63	525	462	12.0
10-43-4810	UNIFORMS			200	200	.0
	TOTAL JUDICIAL	5,789	29,531	80,328	50,797	36.8

TOWN OF SEVERANCE
EXPENDITURES WITH COMPARISON TO BUDGET
FOR THE 9 MONTHS ENDING SEPTEMBER 30, 2025

GENERAL FUND

		PERIOD ACTUAL	YTD ACTUAL	BUDGET	UNEXPENDED	PCNT
	ADMINISTRATION					
10-44-1100	REGULAR STAFF WAGES	38,507	260,699	367,701	107,002	70.9
10-44-1102	OVERTIME			400	400	.0
10-44-1104	RETIREMENT	2,551	11,288	11,217	(71)	100.6
10-44-1130	FICA/MEDICARE	2,943	20,138	26,178	6,040	76.9
10-44-1140	WORKERS COMPENSATION		4,733	6,369	1,636	74.3
10-44-1150	UNEMPLOYMENT	78	535	684	149	78.2
10-44-1160	HEALTH & LIFE INSURANCE	3,117	19,911	24,267	4,356	82.1
10-44-1161	DISABILITY INSURANCE	423	2,617	5,133	2,516	51.0
10-44-2150	HR SERVICES	587	12,123	75,000	62,877	16.2
10-44-2990	OTHER PROFESSIONAL FEES		493	15,000	14,507	3.3
10-44-3110	UTILITIES	2,001	14,013	15,289	1,276	91.7
10-44-3150	TELEPHONE	627	6,126	5,755	(371)	106.5
10-44-3175	BUILDING REPAIRS & MAINTENANCE	918	10,856	15,000	4,144	72.4
10-44-3177	VEHICLE REPAIRS & MAINTENANCE	57	57	3,163	3,106	1.8
10-44-3210	INSURANCE AND BONDS	377	14,423	15,683	1,260	92.0
10-44-3220	CIRSA DEDUCTIBLES			1,575	1,575	.0
10-44-3810	DUES/MEMBERSHIPS/SUBSCRIPTIONS	20	3,918	3,400	(518)	115.3
10-44-3820	CONTINUING EDUCATION	300	10,717	11,000	283	97.4
10-44-3825	MEALS/MISCELLANEOUS	550	3,758	10,000	6,242	37.6
10-44-3990	MISCELLANEOUS SERVICES/COPIER	910	4,700	6,615	1,915	71.1
10-44-3992	SPECIAL EVENT EXPENDITURE	(3,391)	109,208	200,000	90,792	54.6
10-44-4000	ADVERTISING		1,580	10,000	8,420	15.8
10-44-4310	OFFICE SUPPLIES	446	3,281	7,770	4,489	42.2
10-44-4320	COMPUTER REPLACE./AUDIO VISUAL	(99)	11,936	16,300	4,364	73.2
10-44-4330	COMPUTER SUPPORT AND MAINT	5,766	24,129	34,647	10,518	69.6
10-44-4340	POSTAGE	502	2,511	3,465	954	72.5
10-44-4350	SAFETY		254	10,000	9,746	2.5
10-44-4360	WELLNESS	500	4,546	25,000	20,454	18.2
10-44-4390	OTHER OFFICE EXPENSE	248	1,885	3,000	1,115	62.8
10-44-4520	VEHICLE FUEL	11	559	1,110	551	50.4
10-44-4530	VEHICLE & EQUIP AMORTIZATION	295	2,655	3,540	885	75.0
10-44-4810	UNIFORMS	1,521	2,025	2,000	(25)	101.3
10-44-4850	UNANTICIPATED EXP/CONTINGENCY	28	24,612	50,000	25,388	49.2
10-44-4990	MISCELLANEOUS SUPPLIES	(109)	(87)	1,470	1,557	(5.9)
10-44-8000	LEASE PAYMENT	256	732		(732)	.0
	TOTAL ADMINISTRATION	59,938	590,933	987,731	396,798	59.8

TOWN OF SEVERANCE
EXPENDITURES WITH COMPARISON TO BUDGET
FOR THE 9 MONTHS ENDING SEPTEMBER 30, 2025

GENERAL FUND

		PERIOD ACTUAL	YTD ACTUAL	BUDGET	UNEXPENDED	PCNT
	FINANCE					
10-45-1100	REGULAR STAFF WAGES	18,917	157,258	278,601	121,343	56.5
10-45-1102	OVERTIME			100	100	.0
10-45-1104	RETIREMENT 457	568	4,713	7,791	3,078	60.5
10-45-1130	FICA/MEDICARE	1,382	11,410	18,315	6,905	62.3
10-45-1140	WORKERS COMPENSATION		5,020	6,755	1,735	74.3
10-45-1150	UNEMPLOYMENT	38	315	557	242	56.5
10-45-1160	HEALTH & LIFE INSURANCE	3,172	27,732	44,596	16,864	62.2
10-45-1161	DISABILITY INSURANCE	269	2,400	3,591	1,191	66.8
10-45-2200	AUDIT & ACCOUNTING FEES		26,795	35,500	8,705	75.5
10-45-3150	TELEPHONE	243	1,865	1,753	(112)	106.4
10-45-3210	INSURANCE AND BONDS	400	14,855	16,633	1,778	89.3
10-45-3315	WELD COUNTY TREASURER FEE	15	20,744	20,800	56	99.7
10-45-3340	BANK CHARGES	30	1,285	1,050	(235)	122.4
10-45-3810	DUES/MEMBERSHIPS/SUBSCRIPTIONS	66	272	210	(62)	129.5
10-45-3820	CONTINUING EDUCATION	1,590	2,880	13,000	10,120	22.2
10-45-3825	MEALS/MISCELLANEOUS	250	814	1,000	186	81.4
10-45-4310	OFFICE SUPPLIES	60	1,284	1,575	291	81.5
10-45-4320	COMPUTER REPLACE./AUDIO VISUAL		2,303	13,300	10,997	17.3
10-45-4330	COMPUTER SUPPORT AND MAINT	4,032	6,939	7,259	320	95.6
10-45-4350	SAFETY			10,000	10,000	.0
10-45-4810	UNIFORMS	224	564	2,300	1,736	24.5
	TOTAL FINANCE	31,254	289,448	484,686	195,238	59.7

GENERAL FUND

		PERIOD ACTUAL	YTD ACTUAL	BUDGET	UNEXPENDED	PCNT
	PUBLIC SAFETY					
10-51-1100	REGULAR STAFF WAGES	114,056	983,413	1,424,493	441,080	69.0
10-51-1102	OVERTIME	2,759	94,013	60,000	(34,013)	156.7
10-51-1104	RETIREMENT	421	3,961	8,976	5,015	44.1
10-51-1107	CONTRACTED SECURITY SERVICES	4,514	8,745	15,000	6,255	58.3
10-51-1130	FICA/MEDICARE	2,576	23,317	31,969	8,652	72.9
10-51-1140	WORKERS COMPENSATION		22,922	30,879	7,957	74.2
10-51-1150	UNEMPLOYMENT	243	2,175	2,849	674	76.3
10-51-1155	POLICE PENSION	9,356	80,257	177,607	97,350	45.2
10-51-1160	HEALTH INSURANCE	15,967	134,286	212,046	77,760	63.3
10-51-1161	DISABILITY INSURANCE	5,107	39,388	21,367	(18,021)	184.3
10-51-2300	MEDICAL		2,060	2,730	671	75.4
10-51-2310	PSYCHOLOGICAL		2,400	1,680	(720)	142.9
10-51-2900	CONTRACT POLICE SERVICES	56	30,438	52,500	22,062	58.0
10-51-2990	OTHER PROFESSIONAL FEES	365	17,455	28,350	10,895	61.6
10-51-3110	UTILITIES	1,582	14,675	5,796	(8,879)	253.2
10-51-3150	TELEPHONE/PAGERS	1,757	15,903	21,081	5,178	75.4
10-51-3173	REPAIRS & MAINTENANCE - EQUIPM		285		(285)	.0
10-51-3175	BUILDING REPAIRS & MAINTENANCE	953	11,973	5,000	(6,973)	239.5
10-51-3177	VEHICLE REPAIRS & MAINTENANCE	6,446	74,318	34,686	(39,632)	214.3
10-51-3180	MILEAGE			50	50	.0
10-51-3210	INSURANCE AND BONDS	1,828	66,486	76,037	9,551	87.4
10-51-3320	PRINTING/FORMS	236	2,321	3,000	679	77.4
10-51-3610	DISPATCH COMMUNICATIONS		76,310	67,700	(8,610)	112.7
10-51-3630	MENTAL HEALTH CO-RESP. PROGRAM			15,400	15,400	.0
10-51-3640	DRUG TASK FORCE			1,000	1,000	.0
10-51-3650	DOG TAGS/IMPOUND FEES	650	650	1,155	505	56.3
10-51-3740	RADIO MAINTENANCE		104	1,000	896	10.4
10-51-3810	DUES/MEMBERSHIPS/SUBSCRIPTIONS	900	2,222	1,000	(1,222)	222.2
10-51-3820	CONTINUING EDUCATION & TRAIN	288	8,247	22,000	13,753	37.5
10-51-3825	MEALS/MISCELLANEOUS	179	1,336	2,000	664	66.8
10-51-3850	LAB TESTING FEES		595	210	(385)	283.4
10-51-3950	TOWING		410	500	90	82.1
10-51-3990	MISCELLANEOUS SERVICES	45	89	1,365	1,276	6.6
10-51-3992	PD SPECIAL EVENTS		201	1,000	799	20.1
10-51-4300	OFFICE FURNITURE			1,140	1,140	.0
10-51-4310	OFFICE SUPPLIES	418	2,464	2,625	161	93.9
10-51-4320	COMPUTER REPLACE./AUDIO VISUAL	220	8,666	7,500	(1,166)	115.6
10-51-4330	COMPUTER SUPPORT AND MAINT	(5,322)	50,679	65,634	14,955	77.2
10-51-4340	POSTAGE		11		(11)	.0
10-51-4350	SAFETY			10,000	10,000	.0
10-51-4520	VEHICLE FUEL	3,156	20,507	29,350	8,843	69.9
10-51-4530	VEHICLE & EQUIP AMORTIZATION	4,221	37,987	27,900	(10,087)	136.2
10-51-4720	EQUIPMENT FOR PATROL	374	12,018	7,500	(4,518)	160.2
10-51-4730	EQUIPMENT FOR TRAINING	4,198	12,254	2,835	(9,419)	432.2
10-51-4740	EQUIPMENT FOR INVEST./EVIDENCE		417	2,205	1,788	18.9
10-51-4810	UNIFORMS	2,252	18,290	25,000	6,710	73.2
10-51-4990	MISCELLANEOUS SUPPLIES	(9)	387	3,465	3,078	11.2
	TOTAL PUBLIC SAFETY	179,791	1,884,636	2,515,580	630,944	74.9

GENERAL FUND

		PERIOD ACTUAL	YTD ACTUAL	BUDGET	UNEXPENDED	PCNT
	STREETS / MAINTENANCE					
10-61-1100	REGULAR STAFF WAGES	16,868	152,504	260,980	108,476	58.4
10-61-1102	OVERTIME	371	5,731	2,700	(3,031)	212.3
10-61-1104	RETIREMENT	502	4,412	9,270	4,858	47.6
10-61-1130	FICA/MEDICARE	1,231	11,498	19,492	7,994	59.0
10-61-1140	WORKERS COMPENSATION		6,167	8,299	2,132	74.3
10-61-1150	UNEMPLOYMENT	34	317	522	205	60.8
10-61-1160	HEALTH & LIFE INSURANCE	3,992	31,826	74,224	42,398	42.9
10-61-1161	DISABILITY INSURANCE	325	1,989	2,248	259	88.5
10-61-2990	OTHER PROFESSIONAL FEES	378	2,375	1,155	(1,220)	205.6
10-61-3110	UTILITIES	329	547	744	197	73.5
10-61-3150	TELEPHONE	498	1,565	1,794	229	87.3
10-61-3161	STREET LIGHTING	11,083	92,923	78,750	(14,173)	118.0
10-61-3162	TRAFFIC LIGHTS	585	585	2,000	1,415	29.3
10-61-3172	REPAIRS & MAINTENANCE - STREET		76,531	179,000	102,469	42.8
10-61-3173	REPAIRS & MAINTENANCE - EQUIPM	2,752	12,898	12,500	(398)	103.2
10-61-3175	BUILDING REPAIRS & MAINTENANCE	232	1,575	1,800	225	87.5
10-61-3177	VEHICLE REPAIRS & MAINTENANCE	3,192	11,153	11,712	559	95.2
10-61-3210	INSURANCE AND BONDS	491	17,868	20,435	2,567	87.4
10-61-3810	DUES/MEMBERSHIPS/SUBSCRIPTIONS			500	500	.0
10-61-3820	CONTINUING EDUCATION		1,367	3,800	2,433	36.0
10-61-3825	MEAL, MEETING, TRAVEL EXPENSE		165	1,000	835	16.5
10-61-3990	MISCELLANEOUS SERVICES	299	599		(599)	.0
10-61-4310	OFFICE SUPPLIES		59	500	441	11.8
10-61-4311	STREET SUPPLIES		3,875	3,885	10	99.7
10-61-4330	COMPUTER SUPPORT & MAINTENANCE	207	25,413	29,791	4,378	85.3
10-61-4350	SAFETY	984	2,766	10,000	7,234	27.7
10-61-4520	VEHICLE FUEL	1,048	11,983	11,160	(823)	107.4
10-61-4530	VEHICLE & EQUIP AMORTIZATION	1,285	11,564	15,419	3,855	75.0
10-61-4810	UNIFORMS	120	1,446	2,200	754	65.7
10-61-4990	MISCELLANEOUS SUPPLIES	64	546	2,310	1,764	23.6
10-61-5000	STREET SIGNS	744	13,010	14,910	1,900	87.3
	TOTAL STREETS / MAINTENANCE	47,614	505,258	783,100	277,842	64.5
	SNOW					
10-63-1100	REGULAR STAFF WAGES		11,571		(11,571)	.0
10-63-1102	OVERTIME		9,206	12,000	2,794	76.7
10-63-1104	RETIREMENT		376		(376)	.0
10-63-1130	FICA/MEDICARE		1,546		(1,546)	.0
10-63-1150	UNEMPLOYMENT		41		(41)	.0
10-63-3173	REPAIRS & MAINTENANCE - EQUIPM		3,394	6,700	3,306	50.7
10-63-4110	SUPPLIES		46,486	60,000	13,514	77.5
10-63-4350	SAFETY		221		(221)	.0
10-63-4520	VEHICLE FUEL		1,689	1,100	(589)	153.6
10-63-4530	VEHICLE & EQUIP AMORTIZATION	2,083	18,750	25,000	6,250	75.0
	TOTAL SNOW	2,083	93,281	104,800	11,519	89.0

TOWN OF SEVERANCE
EXPENDITURES WITH COMPARISON TO BUDGET
FOR THE 9 MONTHS ENDING SEPTEMBER 30, 2025

GENERAL FUND

		PERIOD ACTUAL	YTD ACTUAL	BUDGET	UNEXPENDED	PCNT
	PUBLIC WORKS OVERHEAD					
10-64-1102	OVERTIME			3,500	3,500	.0
10-64-1140	WORKERS COMPENSATION		1,429		(1,429)	.0
10-64-3110	UTILITIES	1,067	17,304	26,049	8,745	66.4
10-64-3175	BUILDING REPAIRS & MAINTENANCE	914	14,062	20,000	5,938	70.3
10-64-3690	MOSQUITO CONTROL	6,340	38,041	40,000	1,959	95.1
10-64-3825	MEALS, MEETINGS AND TRAVEL		294	1,500	1,206	19.6
10-64-3990	MISCELLANEOUS SERVICES	151	1,779	1,890	111	94.1
10-64-4320	COMPUTER REPLACE./AUDIO VISUAL		5,584	10,600	5,016	52.7
10-64-4330	COMPUTER SUPPORT & MAINTENANCE		333		(333)	.0
10-64-4520	VEHICLE FUEL			590	590	.0
10-64-4990	MISC SUPPLIES	47	1,811	3,360	1,549	53.9
10-64-5001	TORNADO SIRENS			945	945	.0
	TOTAL PUBLIC WORKS OVERHEAD	8,519	80,636	108,434	27,798	74.4

GENERAL FUND

		PERIOD ACTUAL	YTD ACTUAL	BUDGET	UNEXPENDED	PCNT
	PARKS / GREEN SPACE					
10-65-1100	REGULAR STAFF WAGES	11,942	102,094	150,121	48,027	68.0
10-65-1101	PART-TIME STAFF WAGES		44,673	49,521	4,848	90.2
10-65-1102	OVERTIME		2,053	2,800	747	73.3
10-65-1104	RETIREMENT	345	3,995	4,322	327	92.4
10-65-1130	FICA/MEDICARE	836	13,144	14,385	1,241	91.4
10-65-1140	WORKERS COMPENSATION		3,161	6,176	3,015	51.2
10-65-1150	UNEMPLOYMENT	24	361	416	55	86.9
10-65-1160	HEALTH & LIFE INSURANCE	2,765	30,803	34,393	3,590	89.6
10-65-1161	DISABILITY INSURANCE	223	2,375	2,821	446	84.2
10-65-2990	OTHER PROFESSIONAL FEES		111		(111)	.0
10-65-3110	UTILITIES	7,111	19,687	20,370	683	96.7
10-65-3150	TELEPHONE/PAGERS	162	1,339	2,284	945	58.6
10-65-3171	VANDALISM		3,490	5,000	1,510	69.8
10-65-3172	TREE & LANDSCAPE MAINTENANCE		174	2,520	2,346	6.9
10-65-3173	REPAIRS & MAINTENANCE - EQUIPM	2,911	16,060	25,900	9,840	62.0
10-65-3175	BUILDING REPAIRS & MAINTENANCE	482	7,574	10,100	2,526	75.0
10-65-3176	GROUNDS MAINTENANCE	1,798	14,800	21,025	6,225	70.4
10-65-3177	VEHICLE REPAIRS & MAINTENANCE	70	4,454	10,283	5,829	43.3
10-65-3210	INSURANCE AND BONDS	366	12,865	15,208	2,343	84.6
10-65-3810	DUES/MEMBERSHIPS/SUBSCRIPTIONS		294	350	56	84.0
10-65-3820	CONTINUING EDUCATION		720	2,900	2,180	24.8
10-65-3825	MEETING/MEALS/TRAVEL		442	1,000	558	44.2
10-65-3990	SERVICES	513	6,139	2,000	(4,139)	306.9
10-65-4310	OFFICE SUPPLIES		59		(59)	.0
10-65-4330	COMPUTER SUPPORT & MAINTENANCE	207	26,573	30,951	4,378	85.9
10-65-4350	SAFETY		2,110	10,000	7,890	21.1
10-65-4520	VEHICLE FUEL	387	6,037	10,960	4,923	55.1
10-65-4530	VEHICLE & EQUIP AMORTIZATION	243	2,189	2,919	730	75.0
10-65-4810	UNIFORMS		890	1,600	710	55.6
10-65-4990	SUPPLIES	80	4,956	9,870	4,914	50.2
10-65-6000	TREE CITY USA	10,246	16,399	37,300	20,901	44.0
10-65-7990	OTHER SMALL EQUIPMENT			3,045	3,045	.0
	TOTAL PARKS / GREEN SPACE	40,713	350,021	490,540	140,519	71.4

TOWN OF SEVERANCE
EXPENDITURES WITH COMPARISON TO BUDGET
FOR THE 9 MONTHS ENDING SEPTEMBER 30, 2025

GENERAL FUND

		PERIOD ACTUAL	YTD ACTUAL	BUDGET	UNEXPENDED	PCNT
	PLANNING					
10-70-1100	REGULAR STAFF WAGES	12,996	117,957	170,202	52,245	69.3
10-70-1102	OVERTIME			100	100	.0
10-70-1104	RETIREMENT	390	3,539	2,028	(1,511)	174.5
10-70-1105	PLANNER FEES		5,722		(5,722)	.0
10-70-1130	FICA/MEDICARE	987	9,091	13,020	3,929	69.8
10-70-1140	WORKERS COMPENSATION		2,869	3,860	991	74.3
10-70-1150	UNEMPLOYMENT	26	239	340	101	70.4
10-70-1160	HEALTH & LIFE INSURANCE	1,775	15,976	21,144	5,168	75.6
10-70-1161	DISABILITY INSURANCE	247	1,890	2,553	663	74.0
10-70-2100	LEGAL FEES		630		(630)	.0
10-70-2400	ENGINEERING	10,207	57,698	60,000	2,302	96.2
10-70-2600	PLANNING SERVICES	19,500	37,412	45,000	7,588	83.1
10-70-2980	BUILDING INSPECTIONS & LICENSE	15,475	176,558	657,500	480,942	26.9
10-70-2990	OTHER PROFESSIONAL FEES			1,000	1,000	.0
10-70-3110	UTILITIES	81	603	787	184	76.6
10-70-3150	TELEPHONE	93	846	1,157	311	73.1
10-70-3210	INSURANCE AND BONDS	228	8,311	9,505	1,194	87.4
10-70-3810	DUES & MEMBERSHIPS			2,835	2,835	.0
10-70-3820	CONTINUING EDUCATION		2,672	3,000	328	89.1
10-70-3825	MEALS/MISCELLANEOUS/TRAVEL		24	1,000	976	2.4
10-70-4095	PENDING DEVELOPMENT PROJECTS	1,355	4,631		(4,631)	.0
10-70-4099	DEVELOPER EXP.TO BE REIMBURSED	(24,973)	21,765		(21,765)	.0
10-70-4310	OFFICE SUPPLIES		122	1,500	1,378	8.2
10-70-4330	COMPUTER SUPPORT			1,530	1,530	.0
10-70-4350	SAFETY			10,000	10,000	.0
10-70-4520	VEHICLE FUEL	11	140	2,190	2,050	6.4
10-70-4530	VEHICLE & EQUIP AMORTIZATION	165	1,485	1,980	495	75.0
10-70-4810	UNIFORMS			1,200	1,200	.0
10-70-4987	ECONOMIC DEVELOPMENT	66,000	813,311	2,015,000	1,201,689	40.4
10-70-4989	TRAIL DEVELOPMENT		15,000	15,000		100.0
	TOTAL PLANNING	104,564	1,298,493	3,043,431	1,744,938	42.7
	TRANSFERS TO OTHER FUNDS					
10-90-9010	TRANSFERS TO OTHER FUNDS	5,000	5,000		(5,000)	.0
	TOTAL TRANSFERS TO OTHER FUNDS	5,000	5,000		(5,000)	.0
	TOTAL FUND EXPENDITURES	543,861	5,499,284	9,254,813	3,755,529	59.4
	NET REVENUE OVER EXPENDITURES	74,008	4,318,852	177,630	(4,141,222)	2431.4

TOWN OF SEVERANCE
BALANCE SHEET
SEPTEMBER 30, 2025

CONSERVATION TRUST FUND

	ASSETS			
11-100000	CASH - COMBINED FUND		431,335	
	TOTAL ASSETS			431,335
	LIABILITIES AND EQUITY			
	FUND EQUITY			
	UNAPPROPRIATED FUND BALANCE:			
11-290000	FUND BALANCE	324,784		
	REVENUE OVER EXPENDITURES - YTD	106,551		
	BALANCE - CURRENT DATE		431,335	
	TOTAL FUND EQUITY			431,335
	TOTAL LIABILITIES AND EQUITY			431,335

TOWN OF SEVERANCE
REVENUES AND EXPENDITURES WITH COMPARISON TO BUDGET
FOR THE 9 MONTHS ENDING SEPTEMBER 30, 2025

CONSERVATION TRUST FUND

		PERIOD ACTUAL	YTD ACTUAL	BUDGET	UNEARNED	PCNT
REVENUE						
	INTERGOVERNMENTAL					
11-33-5900	COLORADO LOTTERY	29,745	94,837		(94,837)	.0
	TOTAL INTERGOVERNMENTAL	29,745	94,837		(94,837)	.0
	MISCELLANEOUS					
11-36-3500	INTEREST AND DIVIDENDS	1,815	8,750	4,810	(3,940)	181.9
11-36-3550	CHANGE IN MARKET VALUE	126	2,964		(2,964)	.0
	TOTAL MISCELLANEOUS	1,941	11,713	4,810	(6,903)	243.5
	TOTAL FUND REVENUE	31,686	106,551	4,810	(101,741)	2215.2
	NET REVENUE OVER EXPENDITURES	31,686	106,551	4,810	(101,741)	2215.2

TOWN OF SEVERANCE
BALANCE SHEET
SEPTEMBER 30, 2025

TRANSPORTATION FUND

	ASSETS			
12-100000	CASH - COMBINED FUND		4,232,511	
12-115000	ACCOUNTS RECEIVABLE		67,154	
12-115300	CONTRACT RECEIVABLE		8	
	TOTAL ASSETS			4,299,674
	LIABILITIES AND EQUITY			
	FUND EQUITY			
	UNAPPROPRIATED FUND BALANCE:			
12-290000	FUND BALANCE	3,961,330		
	REVENUE OVER EXPENDITURES - YTD	338,344		
	BALANCE - CURRENT DATE		4,299,674	
	TOTAL FUND EQUITY			4,299,674
	TOTAL LIABILITIES AND EQUITY			4,299,674

TOWN OF SEVERANCE
REVENUES AND EXPENDITURES WITH COMPARISON TO BUDGET
FOR THE 9 MONTHS ENDING SEPTEMBER 30, 2025

TRANSPORTATION FUND

		PERIOD ACTUAL	YTD ACTUAL	BUDGET	UNEARNED	PCNT
REVENUE						
	IMPACT FEES					
12-34-1000	TRANSPORTATION UTILITY FEE	63,858	568,722		(568,722)	.0
12-34-3000	TRANSPORTATION IMPACT FEE	42,525	394,607	800,000	405,393	49.3
	TOTAL IMPACT FEES	106,383	963,329	800,000	(163,329)	120.4
	MISCELLANEOUS					
12-36-2000	MISCELLANEOUS REVENUE		156		(156)	.0
12-36-3500	INTEREST AND DIVIDENDS	18,919	99,522	87,990	(11,532)	113.1
12-36-3550	CHANGE IN MARKET VALUE	141	33,510		(33,510)	.0
	TOTAL MISCELLANEOUS	19,060	133,187	87,990	(45,197)	151.4
	TOTAL FUND REVENUE	125,443	1,096,517	887,990	(208,527)	123.5

TOWN OF SEVERANCE
EXPENDITURES WITH COMPARISON TO BUDGET
FOR THE 9 MONTHS ENDING SEPTEMBER 30, 2025

TRANSPORTATION FUND

		PERIOD ACTUAL	YTD ACTUAL	BUDGET	UNEXPENDED	PCNT
EXPENDITURES						
	STREETS CAPITAL OUTLAY					
12-61-7500	STREET IMPROVEMENTS		750,385	800,000	49,615	93.8
	TOTAL STREETS CAPITAL OUTLAY		750,385	800,000	49,615	93.8
	ADMINISTRATION					
12-81-5000	UTILITY BILL ADJUSTMENTS		87		(87)	.0
	TOTAL ADMINISTRATION		87		(87)	.0
	CR 74 IMPROVEMENTS PROJECT					
12-83-7500	CONSTRUCTION		7,701		(7,701)	.0
	TOTAL CR 74 IMPROVEMENTS PROJECT		7,701		(7,701)	.0
	TOTAL FUND EXPENDITURES		758,173	800,000	41,827	94.8
	NET REVENUE OVER EXPENDITURES	125,443	338,344	87,990	(250,354)	384.5

TOWN OF SEVERANCE
BALANCE SHEET
SEPTEMBER 30, 2025

PARKS FUND

	ASSETS			
13-100000	CASH - COMBINED FUND		578,739	
	TOTAL ASSETS			578,739
	LIABILITIES AND EQUITY			
	FUND EQUITY			
	UNAPPROPRIATED FUND BALANCE:			
13-290000	FUND BALANCE	498,998		
	REVENUE OVER EXPENDITURES - YTD	79,741		
	BALANCE - CURRENT DATE		578,739	
	TOTAL FUND EQUITY			578,739
	TOTAL LIABILITIES AND EQUITY			578,739

TOWN OF SEVERANCE
REVENUES AND EXPENDITURES WITH COMPARISON TO BUDGET
FOR THE 9 MONTHS ENDING SEPTEMBER 30, 2025

PARKS FUND

		PERIOD ACTUAL	YTD ACTUAL	BUDGET	UNEARNED	PCNT
REVENUE						
	IMPACT FEES					
13-34-7400	PARK IMPACT FEE	10,035	62,871		(62,871)	.0
	TOTAL IMPACT FEES	10,035	62,871		(62,871)	.0
	MISCELLANEOUS					
13-36-3500	INTEREST AND DIVIDENDS	2,519	12,656	8,490	(4,166)	149.1
13-36-3550	CHANGE IN MARKET VALUE	103	4,215		(4,215)	.0
	TOTAL MISCELLANEOUS	2,622	16,871	8,490	(8,381)	198.7
	TOTAL FUND REVENUE	12,656	79,741	8,490	(71,251)	939.2
	NET REVENUE OVER EXPENDITURES	12,656	79,741	8,490	(71,251)	939.2

TOWN OF SEVERANCE
BALANCE SHEET
SEPTEMBER 30, 2025

PUBLIC FACILITIES FUND

	ASSETS			
14-100000	CASH – COMBINED FUND		638,799	
	TOTAL ASSETS			638,799
	LIABILITIES AND EQUITY			
	FUND EQUITY			
	UNAPPROPRIATED FUND BALANCE:			
14-290000	FUND BALANCE	397,808		
	REVENUE OVER EXPENDITURES - YTD	240,992		
	BALANCE - CURRENT DATE		638,799	
	TOTAL FUND EQUITY			638,799
	TOTAL LIABILITIES AND EQUITY			638,799

TOWN OF SEVERANCE
REVENUES AND EXPENDITURES WITH COMPARISON TO BUDGET
FOR THE 9 MONTHS ENDING SEPTEMBER 30, 2025

PUBLIC FACILITIES FUND

		PERIOD ACTUAL	YTD ACTUAL	BUDGET	UNEARNED	PCNT
REVENUE						
	IMPACT FEES					
14-32-3000	GENERAL GOVERNMENT IMPACT FEE	18,277	222,930		(222,930)	.0
	TOTAL IMPACT FEES	18,277	222,930		(222,930)	.0
	MISCELLANEOUS					
14-36-3500	INTEREST AND DIVIDENDS	2,741	13,532	30,640	17,108	44.2
14-36-3550	CHANGE IN MARKET VALUE	145	4,530		(4,530)	.0
	TOTAL MISCELLANEOUS	2,886	18,062	30,640	12,578	59.0
	TOTAL FUND REVENUE	21,163	240,992	30,640	(210,352)	786.5
	NET REVENUE OVER EXPENDITURES	21,163	240,992	30,640	(210,352)	786.5

TOWN OF SEVERANCE
BALANCE SHEET
SEPTEMBER 30, 2025

PUBLIC SAFETY FUND

	ASSETS			
15-100000	CASH – COMBINED FUND		402,231	
	TOTAL ASSETS			402,231
	LIABILITIES AND EQUITY			
	FUND EQUITY			
	UNAPPROPRIATED FUND BALANCE:			
15-290000	FUND BALANCE	260,622		
	REVENUE OVER EXPENDITURES - YTD	141,610		
	BALANCE - CURRENT DATE		402,231	
	TOTAL FUND EQUITY			402,231
	TOTAL LIABILITIES AND EQUITY			402,231

TOWN OF SEVERANCE
REVENUES AND EXPENDITURES WITH COMPARISON TO BUDGET
FOR THE 9 MONTHS ENDING SEPTEMBER 30, 2025

PUBLIC SAFETY FUND

		PERIOD ACTUAL	YTD ACTUAL	BUDGET	UNEARNED	PCNT
REVENUE						
	IMPACT FEES					
15-32-3000	POLICE IMPACT FEE	5,243	131,079		(131,079)	.0
	TOTAL IMPACT FEES	5,243	131,079		(131,079)	.0
	MISCELLANEOUS					
15-36-3500	INTEREST AND DIVIDENDS	1,662	7,826	7,660	(166)	102.2
15-36-3550	CHANGE IN MARKET VALUE	141	2,704		(2,704)	.0
	TOTAL MISCELLANEOUS	1,804	10,531	7,660	(2,871)	137.5
	TOTAL FUND REVENUE	7,047	141,610	7,660	(133,950)	1848.7
	NET REVENUE OVER EXPENDITURES	7,047	141,610	7,660	(133,950)	1848.7

TOWN OF SEVERANCE
BALANCE SHEET
SEPTEMBER 30, 2025

GRANTS FUND

	ASSETS			
20-100000	CASH - COMBINED FUND		(7,717)	
	TOTAL ASSETS			(7,717)
	LIABILITIES AND EQUITY			
	FUND EQUITY			
	UNAPPROPRIATED FUND BALANCE:			
	REVENUE OVER EXPENDITURES - YTD	(7,717)		
	BALANCE - CURRENT DATE		(7,717)	
	TOTAL FUND EQUITY			(7,717)
	TOTAL LIABILITIES AND EQUITY			(7,717)

TOWN OF SEVERANCE
REVENUES AND EXPENDITURES WITH COMPARISON TO BUDGET
FOR THE 9 MONTHS ENDING SEPTEMBER 30, 2025

GRANTS FUND

		PERIOD ACTUAL	YTD ACTUAL	BUDGET	UNEARNED	PCNT
REVENUE						
	AWARDS					
20-33-4500	FEDERAL AWARDS			1,621,348	1,621,348	.0
20-33-4600	STATE AWARDS			280,000	280,000	.0
	TOTAL AWARDS			1,901,348	1,901,348	.0
	TOTAL FUND REVENUE			1,901,348	1,901,348	.0

TOWN OF SEVERANCE
EXPENDITURES WITH COMPARISON TO BUDGET
FOR THE 9 MONTHS ENDING SEPTEMBER 30, 2025

GRANTS FUND

		PERIOD ACTUAL	YTD ACTUAL	BUDGET	UNEXPENDED	PCNT
EXPENDITURES						
	OUTLAYS					
20-40-7500	CONSTRUCTION	7,717	7,717	279,988	272,271	2.8
	TOTAL OUTLAYS	7,717	7,717	279,988	272,271	2.8
	TOTAL FUND EXPENDITURES	7,717	7,717	279,988	272,271	2.8
	NET REVENUE OVER EXPENDITURES	(7,717)	(7,717)	1,621,360	1,629,077	(.5)

TOWN OF SEVERANCE
BALANCE SHEET
SEPTEMBER 30, 2025

FLEET FUND

	ASSETS			
41-100000	CASH - COMBINED FUND		640,086	
	TOTAL ASSETS			640,086
	LIABILITIES AND EQUITY			
	FUND EQUITY			
	UNAPPROPRIATED FUND BALANCE:			
41-290000	FUND BALANCE	542,728		
	REVENUE OVER EXPENDITURES - YTD	97,359		
	BALANCE - CURRENT DATE		640,086	
	TOTAL FUND EQUITY			640,086
	TOTAL LIABILITIES AND EQUITY			640,086

TOWN OF SEVERANCE
REVENUES AND EXPENDITURES WITH COMPARISON TO BUDGET
FOR THE 9 MONTHS ENDING SEPTEMBER 30, 2025

FLEET FUND

		PERIOD ACTUAL	YTD ACTUAL	BUDGET	UNEARNED	PCNT
REVENUE						
	CHARGES FOR SERVICES					
41-34-2000	FLEET REPLACEMENT REVENUE	8,752	78,769	82,275	3,506	95.7
	TOTAL CHARGES FOR SERVICES	8,752	78,769	82,275	3,506	95.7
	MISCELLANEOUS					
41-36-3500	INTEREST AND DIVIDENDS	2,781	13,940	10,510	(3,430)	132.6
41-36-3550	CHANGE IN MARKET VALUE	118	4,649		(4,649)	.0
	TOTAL MISCELLANEOUS	2,899	18,590	10,510	(8,080)	176.9
	TOTAL FUND REVENUE	11,651	97,359	92,785	(4,574)	104.9
	NET REVENUE OVER EXPENDITURES	11,651	97,359	92,785	(4,574)	104.9

TOWN OF SEVERANCE
BALANCE SHEET
SEPTEMBER 30, 2025

WATER FUND

	ASSETS			
51-100000	CASH - COMBINED FUND		18,952,968	
51-115000	ACCOUNTS RECEIVABLE		351,573	
51-115002	MISCELLANEOUS WATER RECEIVABLE		982	
51-115005	PARTS INVENTORY		42,470	
51-115300	CONTRACT RECEIVABLE		37	
51-161000	LAND		294,759	
51-162100	ACCUMULATED DEPRECIATION		(1,956,288)	
51-163000	WATER SYSTEM		10,441,728	
51-164000	EQUIPMENT		197,758	
51-165000	CONSTRUCTION IN PROGRESS		5,771,326	
51-166000	WATER RIGHTS		35,151,374	
51-167000	WATER CAPACITY		4,880,334	
51-168000	BUILDINGS		1,010,077	
51-168500	NISP PROJECT		2,031,177	
	TOTAL ASSETS			77,170,274
	LIABILITIES AND EQUITY			
	LIABILITIES			
51-202000	ACCOUNTS PAYABLE		205,465	
51-205000	RETAINAGE PAYABLE		259,668	
51-212000	ACCRUED COMPENSATED ABSENCES		16,089	
51-222000	HYDRANT METER DEPOSITS		17,500	
	TOTAL LIABILITIES			498,722
	FUND EQUITY			
51-273000	CONTRIBUTED CAPITAL - DEVELOPM		6,848,000	
	UNAPPROPRIATED FUND BALANCE:			
51-290000	RETAINED EARNINGS	68,212,663		
	REVENUE OVER EXPENDITURES - YTD	1,610,889		
	BALANCE - CURRENT DATE		69,823,552	
	TOTAL FUND EQUITY			76,671,552
	TOTAL LIABILITIES AND EQUITY			77,170,274

TOWN OF SEVERANCE
REVENUES AND EXPENDITURES WITH COMPARISON TO BUDGET
FOR THE 9 MONTHS ENDING SEPTEMBER 30, 2025

WATER FUND

		PERIOD ACTUAL	YTD ACTUAL	BUDGET	UNEARNED	PCNT
REVENUE						
	CHARGES FOR SERVICES					
51-34-1000	WATER UTILITY	338,153	2,338,259	2,783,921	445,662	84.0
	TOTAL CHARGES FOR SERVICES	338,153	2,338,259	2,783,921	445,662	84.0
	RESTRICTED					
51-35-6500	RAW WATER ACQUISITION FEE	30,600	360,825		(360,825)	.0
51-35-7150	WATER UTILITY IMPACT FEE	50,925	611,100	1,800,000	1,188,900	34.0
	TOTAL RESTRICTED	81,525	971,925	1,800,000	828,075	54.0
	MISCELLANEOUS					
51-36-2000	WATER PIT/METER SET FEE	1,167	14,001	10,000	(4,001)	140.0
51-36-3000	WATER RENTAL	11,550	11,550		(11,550)	.0
51-36-3500	INTEREST AND DIVIDENDS	82,182	419,443	336,860	(82,583)	124.5
51-36-3550	CHANGE IN MARKET VALUE	2,420	139,151		(139,151)	.0
51-36-9900	OTHER REVENUES		1,789		(1,789)	.0
	TOTAL MISCELLANEOUS	97,319	585,933	346,860	(239,073)	168.9
	TOTAL FUND REVENUE	516,997	3,896,118	4,930,781	1,034,663	79.0

TOWN OF SEVERANCE
EXPENDITURES WITH COMPARISON TO BUDGET
FOR THE 9 MONTHS ENDING SEPTEMBER 30, 2025

WATER FUND

		PERIOD ACTUAL	YTD ACTUAL	BUDGET	UNEXPENDED	PCNT
EXPENDITURES						
	ADMINISTRATION					
51-81-1100	REGULAR STAFF WAGES	1,794	24,365	47,570	23,205	51.2
51-81-1102	OVERTIME			100	100	.0
51-81-1104	RETIREMENT	54	730	2,154	1,424	33.9
51-81-1130	FICA/MEDICARE	137	1,864	3,706	1,842	50.3
51-81-1140	WORKERS COMPENSATION		574	772	198	74.3
51-81-1150	UNEMPLOYMENT	4	49	158	109	30.8
51-81-1160	HEALTH & LIFE INSURANCE	350	5,076	12,392	7,316	41.0
51-81-1161	DISABILITY INSURANCE	35	409	1,159	750	35.3
51-81-3162	CC FEES	1,744	27,647	21,000	(6,647)	131.7
51-81-3320	PRINTING		44	1,500	1,456	2.9
51-81-4345	MAILING SERVICE	985	13,116	11,600	(1,516)	113.1
51-81-5000	UTILITY BILL ADJUSTMENTS		506	10	(496)	5058.2
	TOTAL ADMINISTRATION	5,103	74,379	102,121	27,742	72.8

TOWN OF SEVERANCE
EXPENDITURES WITH COMPARISON TO BUDGET
FOR THE 9 MONTHS ENDING SEPTEMBER 30, 2025

WATER FUND

		PERIOD ACTUAL	YTD ACTUAL	BUDGET	UNEXPENDED	PCNT
	WATER OPERATIONS					
51-82-1100	REGULAR STAFF WAGES	30,270	241,113	332,943	91,830	72.4
51-82-1102	OVERTIME	294	3,678	5,000	1,322	73.6
51-82-1104	RETIREMENT	1,955	9,078	13,443	4,365	67.5
51-82-1130	FICA/MEDICARE	2,275	16,709	26,583	9,874	62.9
51-82-1140	WORKERS COMPENSATION		5,379	7,238	1,859	74.3
51-82-1150	UNEMPLOYMENT	61	453	541	88	83.8
51-82-1160	HEALTH & LIFE INSURANCE	3,757	32,008	55,235	23,227	58.0
51-82-1161	DISABILITY INSURANCE	407	3,192	5,212	2,020	61.2
51-82-2100	LEGAL FEES		878	20,000	19,123	4.4
51-82-2400	ENGINEERING	2,104	21,902	10,000	(11,902)	219.0
51-82-2410	WATER SYSTEM IMPROVE. PERMIT			600	600	.0
51-82-2900	OTHER PROFESSIONAL FEES	1,388	15,099	10,000	(5,099)	151.0
51-82-3110	UTILITIES	2,210	16,844	15,897	(947)	106.0
51-82-3150	TELEPHONE	248	1,844	2,721	877	67.8
51-82-3173	REPAIRS & MAINTENANCE - EQUIPM	1,025	2,287	5,800	3,513	39.4
51-82-3175	BUILDING REPAIRS & MAINTENANCE		160	600	440	26.6
51-82-3177	VEHICLE REPAIRS & MAINTENANCE		5,266	6,733	1,467	78.2
51-82-3178	SYSTEM REPAIR & MAINTENANCE	(11,825)	11,945	30,000	18,055	39.8
51-82-3200	SAMPLING/TESTING	1,215	3,585	1,100	(2,485)	325.9
51-82-3210	INSURANCE AND BONDS	474	17,116	19,722	2,606	86.8
51-82-3810	DUES/MEMBERSHIPS/SUBSCRIPTIONS	350	1,400	600	(800)	233.3
51-82-3820	CONTINUING EDUCATION		1,082	3,300	2,218	32.8
51-82-3825	MEETING/MEALS/TRAVEL			250	250	.0
51-82-3990	OTHER SERVICES	238	4,651	5,900	1,249	78.8
51-82-4120	WATER SYSTEM SUPPLIES		1,953	2,100	147	93.0
51-82-4130	METER SET SUPPLIES	1,098	25,586	55,000	29,414	46.5
51-82-4310	OFFICE SUPPLIES		59	100	41	58.8
51-82-4320	COMPUTER REPLACE./AUDIO VISUAL		192	4,300	4,108	4.5
51-82-4330	COMPUTER SUPPORT & MAINTENANCE	850	31,008	31,621	613	98.1
51-82-4350	SAFETY		77		(77)	.0
51-82-4520	VEHICLE FUEL	220	3,204	11,020	7,816	29.1
51-82-4530	VEHICLE & EQUIP AMORTIZATION	147	1,327	1,769	442	75.0
51-82-4810	UNIFORMS		590	1,850	1,260	31.9
51-82-4850	UNANTICIPATED EXP/CONTINGENCY		16,019	20,000	3,981	80.1
51-82-4990	MISCELLANEOUS SUPPLIES	53	1,856	4,300	2,444	43.2
51-82-4995	WATER TREATMENT & DISTRIBUTION	86,345	648,768	1,155,000	506,232	56.2
51-82-4997	WATER SHARE ASSESSMENTS		91,268	114,900	23,632	79.4
51-82-7000	CAPITAL OUTLAY		(975)	41,250	42,225	(2.4)
51-82-7990	OTHER SMALL EQUIPMENT			2,500	2,500	.0
	TOTAL WATER OPERATIONS	125,159	1,236,601	2,025,128	788,527	61.1
	WATER CAPITAL					
51-83-2400	ENGINEERING			5,000	5,000	.0
51-83-7000	CAPITAL OUTLAY	34,063	34,063	290,170	256,107	11.7
51-83-7500	CONSTRUCTION	75,824	416,474	884,000	467,526	47.1
	TOTAL WATER CAPITAL	109,887	450,537	1,179,170	728,633	38.2

TOWN OF SEVERANCE
EXPENDITURES WITH COMPARISON TO BUDGET
FOR THE 9 MONTHS ENDING SEPTEMBER 30, 2025

WATER FUND

		PERIOD ACTUAL	YTD ACTUAL	BUDGET	UNEXPENDED	PCNT
	LOCAL PLANT INVESTMENT EXPENSE					
51-84-7530	PROFESSIONAL SERVICES		104,765	125,000	20,235	83.8
51-84-7540	NORTHERN INTEGRATED SUPPLY	564	418,948	500,000	81,052	83.8
51-84-7550	SYSTEM IMPROVEMENTS			1,300,000	1,300,000	.0
	TOTAL LOCAL PLANT INVESTMENT EXPENS	564	523,712	1,925,000	1,401,288	27.2
	TOTAL FUND EXPENDITURES	240,713	2,285,229	5,231,419	2,946,190	43.7
	NET REVENUE OVER EXPENDITURES	276,284	1,610,889	(300,638)	(1,911,527)	535.8

TOWN OF SEVERANCE
BALANCE SHEET
SEPTEMBER 30, 2025

WASTEWATER FUND

	ASSETS			
52-100000	CASH - COMBINED FUND		15,673,929	
52-115000	ACCOUNTS RECEIVABLE		138,803	
52-115002	MISCELLANEOUS RECEIVABLE		111,517	
52-162100	ACCUMULATED DEPRECIATION		(4,462,270)	
52-163000	SEWER SYSTEM		19,515,535	
52-164000	EQUIPMENT		204,164	
52-165000	CONSTRUCTION IN PROGRESS		352,378	
52-168000	BUILDINGS		653,477	
	TOTAL ASSETS			32,187,532
	LIABILITIES AND EQUITY			
	LIABILITIES			
52-202000	ACCOUNTS PAYABLE		13,073	
52-212000	ACCRUED COMPENSATED ABSENCES		13,904	
	TOTAL LIABILITIES			26,977
	FUND EQUITY			
	UNAPPROPRIATED FUND BALANCE:			
52-290000	RETAINED EARNINGS	30,650,248		
	REVENUE OVER EXPENDITURES - YTD	1,510,307		
	BALANCE - CURRENT DATE		32,160,555	
	TOTAL FUND EQUITY			32,160,555
	TOTAL LIABILITIES AND EQUITY			32,187,532

TOWN OF SEVERANCE
REVENUES AND EXPENDITURES WITH COMPARISON TO BUDGET
FOR THE 9 MONTHS ENDING SEPTEMBER 30, 2025

WASTEWATER FUND

		PERIOD ACTUAL	YTD ACTUAL	BUDGET	UNEARNED	PCNT
REVENUE						
	CHARGES FOR SERVICES					
52-34-1000	WASTEWATER UTILITY	140,000	1,244,881	1,535,341	290,460	81.1
	TOTAL CHARGES FOR SERVICES	140,000	1,244,881	1,535,341	290,460	81.1
	RESTRICTED					
52-35-7100	WASTEWATER UTILITY IMPACT FEE	103,572	690,548	1,750,000	1,059,452	39.5
	TOTAL RESTRICTED	103,572	690,548	1,750,000	1,059,452	39.5
	MISCELLANEOUS					
52-36-3500	INTEREST AND DIVIDENDS	68,564	349,807	303,560	(46,247)	115.2
52-36-3550	CHANGE IN MARKET VALUE	2,038	115,960		(115,960)	.0
52-36-9900	OTHER REVENUES		1,163		(1,163)	.0
	TOTAL MISCELLANEOUS	70,602	466,929	303,560	(163,369)	153.8
	TOTAL FUND REVENUE	314,174	2,402,357	3,588,901	1,186,544	66.9

TOWN OF SEVERANCE
EXPENDITURES WITH COMPARISON TO BUDGET
FOR THE 9 MONTHS ENDING SEPTEMBER 30, 2025

WASTEWATER FUND

		PERIOD ACTUAL	YTD ACTUAL	BUDGET	UNEXPENDED	PCNT
EXPENDITURES						
	WASTEWATER ADMINISTRATION					
52-81-1100	REGULAR STAFF WAGES	1,121	15,228	13,946	(1,282)	109.2
52-81-1102	OVERTIME			100	100	.0
52-81-1104	RETIREMENT	34	456	1,346	890	33.9
52-81-1130	FICA/MEDICARE	86	1,165	2,316	1,151	50.3
52-81-1140	WORKERS COMPENSATION		359	483	124	74.2
52-81-1150	UNEMPLOYMENT	2	30	28	(2)	108.7
52-81-1160	HEALTH & LIFE INSURANCE	218	3,150	7,206	4,056	43.7
52-81-1161	DISABILITY INSURANCE	22	269	454	185	59.2
52-81-3162	CC FEES	1,744	27,647	21,000	(6,647)	131.7
52-81-3320	PRINTING		44	1,500	1,456	2.9
52-81-4345	MAILING SERVICE	985	10,259	8,400	(1,859)	122.1
52-81-5000	UTILITY BILL ADJUSTMENTS		197	10	(187)	1965.3
	TOTAL WASTEWATER ADMINISTRATION	4,213	58,804	56,789	(2,015)	103.6

TOWN OF SEVERANCE
EXPENDITURES WITH COMPARISON TO BUDGET
FOR THE 9 MONTHS ENDING SEPTEMBER 30, 2025

WASTEWATER FUND

		PERIOD ACTUAL	YTD ACTUAL	BUDGET	UNEXPENDED	PCNT
	WASTEWATER OPERATIONS					
52-82-1100	REGULAR STAFF WAGES	28,057	219,634	329,180	109,546	66.7
52-82-1102	OVERTIME	294	3,210	4,700	1,490	68.3
52-82-1104	RETIREMENT	1,888	8,436	12,537	4,101	67.3
52-82-1130	FICA/MEDICARE	2,115	15,119	24,363	9,244	62.1
52-82-1140	WORKERS COMPENSATION		4,948	6,659	1,711	74.3
52-82-1150	UNEMPLOYMENT	57	409	596	187	68.7
52-82-1160	HEALTH & LIFE INSURANCE	3,425	29,115	50,307	21,192	57.9
52-82-1161	DISABILITY INSURANCE	365	2,873	4,345	1,472	66.1
52-82-2100	LEGAL FEES			10,000	10,000	.0
52-82-2400	ENGINEERING		1,473	10,000	8,527	14.7
52-82-2410	DISCHARGE PERMIT FEES		410	500	90	82.0
52-82-2900	OTHER PROFESSIONAL FEES	1,388	10,997	12,000	1,003	91.6
52-82-3110	UTILITIES	5,291	39,603	41,365	1,762	95.7
52-82-3150	TELEPHONE	237	1,750	2,455	705	71.3
52-82-3173	REPAIRS & MAINTENANCE - EQUIPM	1,025	2,114	5,800	3,686	36.4
52-82-3177	VEHICLE REPAIRS & MAINTENANCE		2,536	4,612	2,076	55.0
52-82-3178	SYSTEM REPAIR & MAINTENANCE	741	10,959	8,000	(2,959)	137.0
52-82-3200	SAMPLING/TESTING	636	5,943	4,800	(1,143)	123.8
52-82-3210	INSURANCE AND BONDS	423	15,436	17,584	2,148	87.8
52-82-3290	OTHER TREATMENT COSTS	17,829	177,940	225,400	47,460	78.9
52-82-3810	DUES/MEMBERSHIPS/SUBSCRIPTIONS			1,600	1,600	.0
52-82-3820	CONTINUING EDUCATION		2,297	3,100	803	74.1
52-82-3825	MEALS/MISCELLANEOUS/TRAVEL			250	250	.0
52-82-3990	OTHER SERVICES	238	2,565	8,000	5,435	32.1
52-82-4120	SYSTEM SUPPLIES	2,648	17,305	20,000	2,695	86.5
52-82-4320	COMPUTER REPLACE./AUDIO VISUAL		2,174	4,300	2,126	50.6
52-82-4330	COMPUTER SUPPORT & MAINTENANCE	850	31,008	31,621	613	98.1
52-82-4350	SAFETY		70		(70)	.0
52-82-4520	VEHICLE FUEL	220	3,204	10,770	7,566	29.8
52-82-4530	VEHICLE & EQUIP AMORTIZATION	147	1,327	1,769	442	75.0
52-82-4810	UNIFORMS		270	1,700	1,430	15.9
52-82-4850	UNANTICIPATED EXP/CONTINGENCY	1,611	8,350	20,000	11,650	41.8
52-82-4990	MISCELLANEOUS SUPPLIES	53	3,180	3,000	(180)	106.0
52-82-7000	CAPITAL OUTLAY			20,625	20,625	.0
	TOTAL WASTEWATER OPERATIONS	69,539	624,653	901,938	277,285	69.3
	WASTEWATER CAPITAL					
52-83-7000	CAPITAL OUTLAY	298	2,362	36,000	33,638	6.6
52-83-7500	CONSTRUCTION		53,775	200,000	146,225	26.9
	TOTAL WASTEWATER CAPITAL	298	56,137	236,000	179,863	23.8

TOWN OF SEVERANCE
EXPENDITURES WITH COMPARISON TO BUDGET
FOR THE 9 MONTHS ENDING SEPTEMBER 30, 2025

WASTEWATER FUND

		PERIOD ACTUAL	YTD ACTUAL	BUDGET	UNEXPENDED	PCNT
	WASTEWATER INVESTMENT EXPENSE					
52-84-7500	CONSTRUCTION		152,458	374,000	221,542	40.8
52-84-7550	SYSTEM IMPROVEMENTS			1,750,000	1,750,000	.0
	TOTAL WASTEWATER INVESTMENT EXPEN		152,458	2,124,000	1,971,542	7.2
	TOTAL FUND EXPENDITURES	74,049	892,051	3,318,727	2,426,676	26.9
	NET REVENUE OVER EXPENDITURES	240,124	1,510,307	270,174	(1,240,133)	559.0

TOWN OF SEVERANCE
BALANCE SHEET
SEPTEMBER 30, 2025

STORMWATER FUND

	ASSETS			
53-100000	CASH - COMBINED FUND		1,908,251	
53-115000	ACCOUNTS RECEIVABLE		26,695	
53-115300	CONTRACT RECEIVABLE		3	
53-162100	ACCUMULATED DEPRECIATION		(1,372,348)	
53-163000	STORM DRAINAGE SYSTEM		10,100,442	
53-164000	VEHICLES & EQUIPMENT		86,490	
	TOTAL ASSETS			10,749,533
	LIABILITIES AND EQUITY			
	LIABILITIES			
53-202000	ACCOUNTS PAYABLE		62	
53-212000	ACCRUED COMPENSATED ABSENCES		2,979	
	TOTAL LIABILITIES			3,042
	FUND EQUITY			
53-273000	CONTRIBUTED CAPITAL		4,113,680	
	UNAPPROPRIATED FUND BALANCE:			
53-290000	RETAINED EARNINGS	6,390,104		
	REVENUE OVER EXPENDITURES - YTD	242,708		
	BALANCE - CURRENT DATE		6,632,811	
	TOTAL FUND EQUITY			10,746,491
	TOTAL LIABILITIES AND EQUITY			10,749,533

TOWN OF SEVERANCE
REVENUES AND EXPENDITURES WITH COMPARISON TO BUDGET
FOR THE 9 MONTHS ENDING SEPTEMBER 30, 2025

STORMWATER FUND

		PERIOD ACTUAL	YTD ACTUAL	BUDGET	UNEARNED	PCNT
REVENUE						
	CHARGES FOR SERVICES					
53-34-1000	STORMWATER UTILITY FEE	25,839	229,186	254,575	25,389	90.0
	TOTAL CHARGES FOR SERVICES	25,839	229,186	254,575	25,389	90.0
	MISCELLANEOUS					
53-36-3500	INTEREST AND DIVIDENDS	8,287	42,142	37,670	(4,472)	111.9
53-36-3550	CHANGE IN MARKET VALUE	266	13,995		(13,995)	.0
53-36-9900	OTHER REVENUES		134		(134)	.0
	TOTAL MISCELLANEOUS	8,553	56,271	37,670	(18,601)	149.4
	TOTAL FUND REVENUE	34,392	285,457	292,245	6,788	97.7

TOWN OF SEVERANCE
EXPENDITURES WITH COMPARISON TO BUDGET
FOR THE 9 MONTHS ENDING SEPTEMBER 30, 2025

STORMWATER FUND

		PERIOD ACTUAL	YTD ACTUAL	BUDGET	UNEXPENDED	PCNT
EXPENDITURES						
	ADMINISTRATION					
53-81-1100	REGULAR STAFF WAGES	673	9,137	8,368	(769)	109.2
53-81-1102	OVERTIME			100	100	.0
53-81-1104	RETIREMENT	20	274	808	534	33.9
53-81-1130	FICA/MEDICARE	51	699	1,390	691	50.3
53-81-1140	WORKERS COMPENSATION		215	290	75	74.2
53-81-1150	UNEMPLOYMENT	1	18	17	(1)	107.4
53-81-1160	HEALTH & LIFE INSURANCE	131	1,835	4,324	2,489	42.4
53-81-1161	DISABILITY INSURANCE	13	140	272	132	51.6
53-81-5000	UTILITY BILL ADJUSTMENTS		34	10	(24)	339.1
	TOTAL ADMINISTRATION	890	12,352	15,579	3,227	79.3
	STORMWATER OPERATIONS					
53-82-1100	REGULAR STAFF WAGES	1,874	17,624	24,362	6,738	72.3
53-82-1102	OVERTIME			1,000	1,000	.0
53-82-1104	RETIREMENT	56	528	1,575	1,047	33.6
53-82-1130	FICA/MEDICARE	137	1,297	3,863	2,566	33.6
53-82-1140	WORKERS COMPENSATION		287	386	99	74.3
53-82-1150	UNEMPLOYMENT	4	35	49	14	71.8
53-82-1160	HEALTH & LIFE INSURANCE	240	2,926	9,511	6,585	30.8
53-82-1161	DISABILITY INSURANCE	35	265	757	492	35.0
53-82-2410	STORMWATER PERMITS			500	500	.0
53-82-3150	TELEPHONE	22	215	1,101	886	19.5
53-82-3173	REPAIRS & MAINTENANCE - EQUIPM	1,082	4,474	3,600	(874)	124.3
53-82-3210	INSURANCE AND BONDS	40	1,994	1,664	(330)	119.8
53-82-3820	CONTINUING EDUCATION		2	100	98	1.7
53-82-4520	VEHICLE FUEL	7	732	870	138	84.1
53-82-4810	UNIFORMS		18	100	82	18.0
	TOTAL STORMWATER OPERATIONS	3,497	30,397	49,438	19,041	61.5
	TOTAL FUND EXPENDITURES	4,387	42,749	65,017	22,268	65.8
	NET REVENUE OVER EXPENDITURES	30,004	242,708	227,228	(15,480)	106.8

TOWN OF SEVERANCE
BALANCE SHEET
SEPTEMBER 30, 2025

CAPITAL PROJECTS

	ASSETS			
75-100000	CASH – COMBINED FUND		(3,902,647)	
	TOTAL ASSETS			(3,902,647)
	LIABILITIES AND EQUITY			
	LIABILITIES			
75-202000	ACCOUNTS PAYABLE		187,814	
75-205000	RETAINAGE PAYABLE		28,273	
	TOTAL LIABILITIES			216,087
	FUND EQUITY			
	UNAPPROPRIATED FUND BALANCE:			
75-290000	FUND BALANCE	(1,015,206)		
	REVENUE OVER EXPENDITURES - YTD	(3,103,528)		
	BALANCE - CURRENT DATE		(4,118,735)	
	TOTAL FUND EQUITY			(4,118,735)
	TOTAL LIABILITIES AND EQUITY			(3,902,647)

TOWN OF SEVERANCE
REVENUES AND EXPENDITURES WITH COMPARISON TO BUDGET
FOR THE 9 MONTHS ENDING SEPTEMBER 30, 2025

CAPITAL PROJECTS

		PERIOD ACTUAL	YTD ACTUAL	BUDGET	UNEARNED	PCNT
REVENUE						
	TRANSFERS FROM OTHER FUNDS					
75-39-1000	TRANSFERS FROM OTHER FUNDS	5,000	5,000		(5,000)	.0
	TOTAL TRANSFERS FROM OTHER FUNDS	5,000	5,000		(5,000)	.0
	TOTAL FUND REVENUE	5,000	5,000		(5,000)	.0

TOWN OF SEVERANCE
EXPENDITURES WITH COMPARISON TO BUDGET
FOR THE 9 MONTHS ENDING SEPTEMBER 30, 2025

CAPITAL PROJECTS

		PERIOD ACTUAL	YTD ACTUAL	BUDGET	UNEXPENDED	PCNT
EXPENDITURES						
	GENERAL FUND					
75-75-2400	ENGINEERING	67,119	310,051	255,000	(55,051)	121.6
75-75-5570	CONSERVATION			128,156	128,156	.0
75-75-7000	CAPITAL OUTLAY	87,484	1,673,071	3,633,774	1,960,703	46.0
75-75-7500	CONSTRUCTION		332,581	5,066,638	4,734,056	6.6
75-75-7750	ROW			50,000	50,000	.0
	TOTAL GENERAL FUND	154,604	2,315,703	9,133,568	6,817,864	25.4
	TRANSPORTATION FUND					
75-77-7500	CONSTRUCTION	405,956	792,825	1,663,605	870,780	47.7
	TOTAL TRANSPORTATION FUND	405,956	792,825	1,663,605	870,780	47.7
	TOTAL FUND EXPENDITURES	560,559	3,108,528	10,797,173	7,688,644	28.8
	NET REVENUE OVER EXPENDITURES	(555,559)	(3,103,528)	(10,797,173)	(7,693,644)	(28.7)

TOWN OF SEVERANCE
BALANCE SHEET
SEPTEMBER 30, 2025

GENERAL FIXED ASSET GROUP

	ASSETS		
80-160000	CONSTRUCTION IN PROGRESS	3,851,393	
80-161000	LAND	1,063,770	
80-162000	BUILDINGS	3,977,268	
80-163000	IMPROVEMENTS OTHER THAN BUILDI	45,411,451	
80-164000	MACHINERY AND EQUIPMENT	1,469,305	
80-165000	VEHICLES	1,943,783	
80-169999	ACCUMULATED DEPRECIATION	(11,045,954)	
	TOTAL ASSETS		46,671,016
	LIABILITIES AND EQUITY		
	FUND EQUITY		
80-280000	INVESTMENTS IN FIXED ASSETS	46,671,016	
	TOTAL FUND EQUITY		46,671,016
	TOTAL LIABILITIES AND EQUITY		46,671,016

TOWN OF SEVERANCE
BALANCE SHEET
SEPTEMBER 30, 2025

GENERAL LONG-TERM DEBT GROUP

	ASSETS		
90-170000	AMOUNT TO BE PROVIDED	129,904	
	TOTAL ASSETS		129,904
	LIABILITIES AND EQUITY		
	LIABILITIES		
90-250000	ACCRUED LEAVE	129,904	
	TOTAL LIABILITIES		129,904
	TOTAL LIABILITIES AND EQUITY		129,904

TOWN OF SEVERANCE
PAYABLES
9/1/25-9/30/25

Vendor Name	Invoice Number	Description	Amount Paid
Adam B Stephens	SEPT	Sept 2025 Compensation	$ 800.00
Amazon Capital Services	144K-YP31-G6WW	Logitech C920S HD Pro Webcam,	$ 66.49
Amazon Capital Services	144K-YP31-G6WW	Events Supplies - Cooler	$ 278.97
Amazon Capital Services	144K-YP31-G6WW	Birthday cards, cups, soda	$ 407.16
Amazon Capital Services	14LH-YJWY-7H93	Propane Gas Grill Credit	$ (50.00)
Amazon Capital Services	1XHV-Q91N-JWN3	Kickballs	$ 19.99
Amazon Capital Services	1XHV-Q91N-JWN3	Full HD WiFi Bluetooth Projector Built in DVD Player,	$ 189.96
Amazon Capital Services	1XHV-Q91N-JWN3	Event supplies	$ 114.64
Amazon Capital Services	1XHV-Q91N-JWN3	Coat rack & Cables	$ 65.88
Amazon Capital Services	1GP9-3TVC-K9CJ	File Trays & Whiteboard Eraser	$ 29.04
Amazon Capital Services	1GP9-3TVC-K9CJ	Mace	$ 209.70
Amazon Capital Services	17P6-WMMQ-KCF4	Cleaning Supplies & Batteries	$ 358.26
Amazon Capital Services	17P6-WMMQ-KCF4	Padagis Naloxone HCI Nasal Spray,	$ 374.27
Amazon Capital Services	17P6-WMMQ-KCF4	Credit	$ (399.53)
Ascent Broadband, LLC	FF37CBD2-0014	PW Internet Service - SCADA	$ 75.00
Ascent Broadband, LLC	FF37CBD2-0014	PW Internet Service - SCADA	$ 75.00
Ausmus Law Firm PC	9651	Contract prosecution	$ 850.00
Ausmus Law Firm PC	9577	Contract prosecution	$ 850.00
Ayres Associates Inc.	225011	CR-2025-02 - Daltons Run Concept	$ 555.20
Ayres Associates Inc.	225011	FP-2025-01 Northgate Lake	$ 1,170.00
Ayres Associates Inc.	225011	Planning Services	$ 11,244.70
Ayres Associates Inc.	225322	Planning Services	$ 3,742.00
Ayres Associates Inc.	225322	FP-2025-01 Saddler Ridge	$ 544.00
Ayres Associates Inc.	225323	Town of Severance - Traffic Signals Harmony/Ponderosa	$ 13,557.61
Ayres Associates Inc.	225329	Town of Severance - Park G-25-CP	$ 25,795.18
Ayres Associates Inc.	225330	Severance CR80/23 Bridge Rehab CDOT SA#26220	$ 7,716.66
Banner Occupational Health Clinics	899903	DOT Physical Exams	$ 190.00
Bartmann Dirt Services LLC	1070	Demo & Disposal	$ 16,000.00
Carson Repair LLC	1129	Unit#230 DOT Inspection	$ 364.47
Carson Repair LLC	1130	Unit#240 Dot Inspection	$ 540.00
Carson Repair LLC	1131	Unit#221 DOT Inspection	$ 180.00
Carson Repair LLC	1132	Unit#219 DOT Inspection	$ 180.00
Carson Repair LLC	1133	Unit#225 DOT Inspection	$ 180.00
Carson Repair LLC	1134	Unit#210 DOT Inspection	$ 180.00
Carson Repair LLC	1135	Unit#221 DOT Inspection	$ 270.00
Carson Repair LLC	1136	Unit#224 DOT Inspection	$ 551.39
Carson Repair LLC	1137	Unit#208 DOT Inspection	$ 225.00
Carson Repair LLC	1138	Unit#223 DOT Inspection	$ 495.00
Carson Repair LLC	1139	Unit#200 DOT Inspection	$ 225.00
Carson Repair LLC	1140	Unit#209 DOT Inspection	$ 225.00
Carson Repair LLC	1141	Unit#234 DOT Inspection	$ 360.00
Carson Repair LLC	1142	Unit#239 DOT Inspection	$ 225.00
Caselle, Inc.	INV-10739	Caselle Software Support	$ 2,779.00
CEBT	INV0077700	Monthly Health Insurance	$ 47,690.58
CGFOA	15736	CGFOA Member	$ 65.00
City of Loveland	11752410	Police Training	$ 1,200.00
Code 4 Security Services, LLC	2025-1889	Court Security	$ 188.00
Code 4 Security Services, LLC	2025-1893	Severance Days	$ 312.00
Colorado Civil Group Inc.	0042.0014.04-03	FP-2025-01 Northgate Lake FP	$ 26,166.89
Colorado Civil Group Inc.	0042.0000.00-103	General Services	$ 1,856.76
Colorado Civil Group Inc.	0042.0000.09-41	General Engineering Water Fund	$ 1,068.14
Colorado Civil Group Inc.	0042.0000.10-40	CIP	$ 1,230.20
Colorado Civil Group Inc.	0042.0000.11-42	Pending Project - CR-2025-02 Dalton's run	$ 81.25
Colorado Civil Group Inc.	0042.0000.11-42	MS-2025-01 Schlagel	$ 719.38
Colorado Civil Group Inc.	0042.0000.11-42	811 Engineering locate request	$ 149.38
Colorado Civil Group Inc.	0042.0000.13-09	Utility Project	$ 1,341.25
Colorado Civil Group Inc.	0042.0001.08-55	276Tailholt 4F Medody Homes	$ 6,056.05
Colorado Civil Group Inc.	0042.0009.03-57	193 - Severance South	$ 2,716.27
Colorado Civil Group Inc.	0042.0009.05-05	PP-2025-01 WinDance F1-F3-PP	$ 113.13
Colorado Civil Group Inc.	0042.0014.04-04	FP-2025-01 Northgate Lake FP	$ 91.45
Colorado Civil Group Inc.	0042.0017.03-07	ANNEX-2025-01 Cordero Estates	$ 340.63
Colorado Civil Group Inc.	0042.0024.01-13	#307 Bower North Annexation	$ 1,964.47
Colorado Civil Group Inc.	0042.0027.00-03	SP-2025-01 Platt Valley Vet. SP	$ 968.75
Colorado Civil Group Inc.	0042.0500.04-17	P-2103 Great Western Trails	$ 351.60
Colorado Civil Group Inc.	0042.0500.05-04	CED-2401 GW Trail - EHR to WCR 23	$ 27,415.00
Colorado Civil Group Inc.	0042.0506.12-13	NWCWD Coordination	$ 406.26
Colorado Civil Group Inc.	0042.0506.13 - 02	NISP	$ 563.76
Colorado Civil Group Inc.	0042.0507.00-70	WW-2004 Wastewater Master Plan	$ 297.51
Colorado Civil Group Inc.	0042.0510.00-40	TR2201-TrafficSig 19&E.Harmony	$ 8,139.76
Colorado Civil Group Inc.	0042.0000.01-07	General Engineering GIS	$ 3,924.16
Colorado Rangers Law Enforcement	2025-01062	Staffing - Severance Days	$ 2,400.00
Comcast	250673245	100 Waterfowl Way	$ 256.48
Comcast	250673245	11538 County RD	$ 256.32
Comcast	250673245	PW Internet	$ 299.36
Comcast	250673245	PD Internet	$ 449.21
Comcast	250673245	Town Hall Internet	$ 449.21
Comcast	9042025	10000 E Harmony Rd	$ 256.68
Connecting Point Greeley	CW146135	Monthly Billing	$ 11,252.68
Connecting Point Greeley	CW146136	Prep & Deploy 9 new devices	$ 2,883.25
Connecting Point Greeley	CW146149	Install laptop for Public Works	$ 332.50
Coulson Excavating Company Inc	PROGRESS PAY ESTIMATE 2	East Harmony Road & WCR 19 Intersection Improvements	$ (14,223.48)
Coulson Excavating Company Inc	PROGRESS PAY ESTIMATE 2	East Harmony Road & WCR 19 Intersection Improvements	$ 284,469.60
DBC Irrigation Supply	S6054537.002	QUICK CHECK 200 MESH	$ 34.82
DBC Irrigation Supply	S6104070.001	402-292 TEE PVC SSF 2-1/2 X 2IN	$ 18.66
Diamond SR Carriage	2025 DEPOSIT	Horse Carriage Deposit	$ 100.00
EAS Tire & Auto LLC	36134	Unit #223 Service	$ 1,186.61
EAS Tire & Auto LLC	36760	Unit#228 Service	$ 70.00
EAS Tire & Auto LLC	36830	Unit #225 Service	$ 1,916.10
EAS Tire & Auto LLC	36096	2024 Ford F-150 Police Responder Service	$ 66.72
EAS Tire & Auto LLC	36196	Unit#011 Service	$ 168.10
EAS Tire & Auto LLC	36289	2024 Ford F-150 Police Responder Service	$ 389.93
EAS Tire & Auto LLC	36307	Unit#009 Service	$ 128.12
EAS Tire & Auto LLC	36322	Unit#008 Service	$ 574.56
EAS Tire & Auto LLC	36360	2024 Ford F-150 Police Responder Service	$ 60.00
EAS Tire & Auto LLC	36623	Unit#104 Service	$ 56.67
EAS Tire & Auto LLC	36758	2024 Ford F-150 Police Responder Service	$ 70.00
EAS Tire & Auto LLC	36793	Unit#006 Service	$ 352.95
EAS Tire & Auto LLC	36881	2024 Ford F-150 Police Responder Service	$ 70.00
Eaton Grove Nursery Ltd	8292025	Trees	$ 10,246.35
ELAN Corporate Payment Systems	8100 0925	TLO TRANSUNION	$ 150.00
ELAN Corporate Payment Systems	8100 0925	EZCATER*NEWKS EATERY Meal for Town Council Meeting 8/26/25	$ 287.13
ELAN Corporate Payment Systems	8100 0925	LANDS END BUS OUTFITTERS staff uniforms for admin	$ 636.50
ELAN Corporate Payment Systems	8100 0925	SQ *SHEBREWS COFFEE & ICE Finance Weekly Gameplan meeting	$ 24.65
ELAN Corporate Payment Systems	8100 0925	EZCATER*QDOBA MEXICAN retirement lunch and learn	$ 203.08
ELAN Corporate Payment Systems	8100 0925	OPENAI *CHATGPT SUBSCR chatGPT monthly subscription	$ 20.00
ELAN Corporate Payment Systems	8100 0925	PAYPAL *HAHNREINDEE HAHNR Deposit for reindeer	$ 500.00

TOWN OF SEVERANCE
PAYABLES
9/1/25-9/30/25

Vendor Name	Invoice Number	Description	Amount Paid
ELAN Corporate Payment Systems	8100 0925	THE HOME DEPOT #1544	$ 64.46
ELAN Corporate Payment Systems	8100 0925	FACEBK *7L53JWGG92 Facebook ads	$ 216.61
ELAN Corporate Payment Systems	8100 0925	SQ *SHEBREWS COFFEE & ICE Finance Weekly Gameplan meeting	$ 30.30
ELAN Corporate Payment Systems	8100 0925	EZCATER*NEWKS EATERY Citizen Advisory Board meeting 9/3/25	$ 242.05
ELAN Corporate Payment Systems	8100 0925	LANGUAGE LINE, INC. Court Interpreter 9/4/25 (#375939)	$ 63.20
ELAN Corporate Payment Systems	8100 0925	LANGUAGE LINE, INC. Court interpreter 9/4/25 (#402163)	$ 82.95
ELAN Corporate Payment Systems	8100 0925	HP *HP.COM STORE Tax Refund	$ (98.94)
ELAN Corporate Payment Systems	8100 0925	FIRST WATCH - 0425 Council Member/Management Meeting	$ 73.94
ELAN Corporate Payment Systems	8100 0925	TST*AUSTINS AMERICAN GR Town of Welling/Town of Severance Management Meeting	$ 71.45
ELAN Corporate Payment Systems	8100 0925	IN *REFLEX RED STORM, LLC OC order	$ 836.26
ELAN Corporate Payment Systems	8100 0925	EZCATER*DICKEYS BARBEC Town Council meals 9.9.25	$ 312.10
ELAN Corporate Payment Systems	8100 0925	TECATE GRILL SEVERANCE Lunch for Sgt Oral Board Cmdrâ €™s	$ 59.62
ELAN Corporate Payment Systems	8100 0925	HOO*HOOTSUITE INC Annual Social media host site	$ 2,988.00
ELAN Corporate Payment Systems	8100 0925	FSP*CGFOA JG CGFOA Annual Conference	$ 400.00
ELAN Corporate Payment Systems	8100 0925	SQ *SHEBREWS COFFEE & ICE Finance Weekly Gameplan meeting	$ 24.24
ELAN Corporate Payment Systems	8100 0925	TST*BRUCES BAR Meeting with SGTâ €™s	$ 68.97
ELAN Corporate Payment Systems	8100 0925	4IMPRINT, INC SWAG	$ 2,072.53
ELAN Corporate Payment Systems	8100 0925	GOTOCOM*LOGMEINPRO Annual Subscription for Water Tanks	$ 349.99
ELAN Corporate Payment Systems	8100 0925	APPLE.COM/BILL iCloud+	$ 0.99
ELAN Corporate Payment Systems	8100 0925	LASTPASS.COM	$ 781.20
ELAN Corporate Payment Systems	8100 0925	SMARTFORCE Citizen Contact Renewal	$ 749.92
ELAN Corporate Payment Systems	8100 0925	BADGEANDWALLET.COM Shirt and hat badges	$ 371.50
ELAN Corporate Payment Systems	8100 0925	TECATE GRILL SEVERANCE	$ 134.36
ELAN Corporate Payment Systems	8100 0925	EATON GROVE NURSERY Tree board appreciation	$ 600.00
ELAN Corporate Payment Systems	8100 0925	OPENAI *CHATGPT SUBSCR Monthly Fee	$ 20.00
ELAN Corporate Payment Systems	8100 0925	FSP*CGFOA Training - CGFOA GAIS 2	$ 40.00
ELAN Corporate Payment Systems	8100 0925	SAMSCLUB.COM Sams Club Office Supplies Order	$ 92.20
ELAN Corporate Payment Systems	8100 0925	SQ *SHEBREWS COFFEE & ICE Finance Weekly Gameplan meeting	$ 21.79
ELAN Corporate Payment Systems	8100 0925	SAMSCLUB.COM Sams Club Office Supplies Order	$ 54.22
ELAN Corporate Payment Systems	8100 0925	SQ *SHEBREWS COFFEE & ICE Finance Weekly Gameplan meeting	$ 6.86
ELAN Corporate Payment Systems	8100 0925	JOB BOARD WEBSCRIBBLE CO Bar Assoc. Job Posting	$ 449.00
ELAN Corporate Payment Systems	8100 0925	EZCATER*OLIVE GARDEN Planning Commission meal for 9/17/25	$ 212.06
ELAN Corporate Payment Systems	8100 0925	DROPBOX FAX MONTHLY	$ 29.97
ELAN Corporate Payment Systems	8100 0925	STATION ON THE RIVERWALK- Hotel for Court Clerk training 9/19/25	$ 194.23
ELAN Corporate Payment Systems	8100 0925	TST*BINGO BURGER- PUEBLO Meals for training 9/18/25	$ 20.00
ELAN Corporate Payment Systems	8100 0925	2A WAREHOUSE Ammo purchase	$ 3,783.79
ELAN Corporate Payment Systems	8100 0925	PAPA JOSE 'S UNION CAFE Meals during training 9/19/25	$ 17.59
ELAN Corporate Payment Systems	8100 0925	CONOCO - 74 XPRESS Fuel for class	$ 21.50
ELAN Corporate Payment Systems	8100 0925	LOVE'S #0644 OUTSIDE fuel for class	$ 16.08
ELAN Corporate Payment Systems	8100 0925	THE HOME DEPOT #1512	$ 219.90
ELAN Corporate Payment Systems	8100 0925	FREDDY'S 12-0002 meal for class	$ 13.21
ELAN Corporate Payment Systems	8100 0925	LOVE'S #0175 INSIDE Fuel for class	$ 30.81
ELAN Corporate Payment Systems	8100 0925	FIRST WATCH - 0425	$ 119.14
ELAN Corporate Payment Systems	8100 0925	ACTION TARGETS	$ 194.17
ELAN Corporate Payment Systems	8100 0925	TACO BELL 18367 meals for class	$ 17.16
ELAN Corporate Payment Systems	8100 0925	ASCAP LICENSE FEE Music licensing fee	$ 445.00
ELAN Corporate Payment Systems	8100 0925	SP BRUNT WORKWEAR Pants	$ 119.98
ELAN Corporate Payment Systems	8100 0925	AIR CARE COLORADO FT COLL Emissions test for unit 009	$ 25.00
ELAN Corporate Payment Systems	8100 0925	JIMMY JOHNS - 3952 Meal for class	$ 16.43
ELAN Corporate Payment Systems	8100 0925	AIR CARE COLORADO FT COLL Emissions test for unit 009	$ 25.00
ELAN Corporate Payment Systems	8100 0925	SCHOOL OF PUBLIC AFFAIRS Capstone Fee	$ 300.00
ELAN Corporate Payment Systems	8100 0925	REIFSCHNEIDERS COLUMBIA Meal for class	$ 33.00
ELAN Corporate Payment Systems	8100 0925	EZCATER*TOKYO JOES Town Council meeting 9/23/25	$ 372.84
ELAN Corporate Payment Systems	8100 0925	BIG D #48 Fuel cost for Officer attend CNT training at Camp Guernsey, WYO	$ 20.00
ELAN Corporate Payment Systems	8100 0925	SQ *SHEBREWS COFFEE & ICE Finance Weekly Gameplan meeting	$ 39.98
ELAN Corporate Payment Systems	8100 0925	MCDONALD'S F10655 Meal for training class	$ 13.53
ELAN Corporate Payment Systems	8100 0925	PHILLIPS 66 - MPC 56 Fuel cost for training class	$ 30.86
ELAN Corporate Payment Systems	8100 0925	AIR CARE COLORADO FT COLL Emissions for unit 015	$ 25.50
ELAN Corporate Payment Systems	8100 0925	MR. BBQS BAR & GRILL Meals for class	$ 23.00
ELAN Corporate Payment Systems	8100 0925	LOVE'S #0173 OUTSIDE Fuel for training class	$ 20.43
ELAN Corporate Payment Systems	8100 0925	CORNER MARKET 139 Fuel for training class	$ 32.20
ELAN Corporate Payment Systems	8100 0925	STATION ON THE RIVERWALK- Refund for sales tax	$ (20.23)
Ferguson Enterprises, Inc.#109	1636277	Water meters - Gateway project addition	$ 22,562.00
Freedom Mailing Services Inc	51133	Postcard Billing Processing	$ 1,040.58
Freedom Mailing Services Inc	51133	Postcard Bill Processing	$ 1,040.57
Front Range Compliance Services, LLC	1218	Consulting Services	$ 187.50
Frontier Business Products	990833	PW - Color Copies 94240	$ 15.15
Frontier Business Products	990833	PW - Copy Machine 94240	$ 136.12
Frontier Business Products	990833	TH - Color Copies 94244	$ 69.52
Frontier Business Products	990833	TH - Copy Machine 94244	$ 136.11
Frontier Business Products	994670	PD - 96081 Color Copies	$ 86.37
Frontier Business Products	994670	PD - Copy Machine 96081	$ 56.42
Game Time	PROFORMA	PLAYGROUND EQUIPEMENT (PROG-PARK1)	$ 87,404.72
Government Finance Officers Association	31912629	Class Registration	$ 250.00
Government Finance Officers Association	3191672	Class Registration	$ 350.00
Government Finance Officers Association	3118473	Government Accounting Intensive Series	$ 550.00
Haley Electric	1404	troubleshoot and repair Severance lift station	$ 1,050.00
Hardline Equipment, LLC	42214325	Field Service Labor	$ 969.88
Hardline Equipment, LLC	42214325	Field Service Labor	$ 969.89
iHeartMedia	8822989347	Radio Ads for Severance Days	$ 2,545.00
iHeartMedia	8822989368	Radio Ads for Severance Days	$ 2,585.00
J & S Contractors Supply Co.	0084980-IN	Traffic Signal Light Pole Steel (TR-2201)	$ 44,850.00
JR Engineering, LLC	87441	Harmony Road Corridor Timing Plan	$ 1,020.00
JR Engineering, LLC	87442	MS-2025-01 - Schlagel Minor Subdivision	$ 1,000.00
JR Engineering, LLC	87443	FP-2025-02 - Saddler Ridge Tracts 9 & 10 - Final Plat	$ 200.00
J-U-B ENGINEERS, Inc.	187857	EHR & WCR 19 (TR-2201)	$ 38,969.50
Kimball Midwest	103689888	Shop Supplies	$ 80.00
La Salle Oil Co.	201623	Fuel	$ 1,878.53
La Salle Oil Co.	201922	Fuel - Gasoline	$ 2,437.50
Lands End Business Outfitters	SIN13297770	Shirts	$ 57.50
Lands End Business Outfitters	SIN13308928	Finance uniforms	$ 117.80
Lands End Business Outfitters	SIN13305350	Uniforms	$ 507.47
Lands End Business Outfitters	SIN13330416	Finance uniforms	$ 105.80
Lands End Business Outfitters	SIN13361543	Uniforms	$ 376.58
Language Line Services, Inc.	11702583	Interpretation	$ 23.80
LightGig Communications, LLC	E9C3EE84-0010	Internet/Backup Service	$ 120.00
Lumin8 Transportation Technologies, LLC	11580	Trouble call	$ 585.00
MAC Equipment, Inc.	524341	Adaptor Blade	$ 15.71
MAC Equipment, Inc.	524489	Motor, Starter	$ 623.86
MAC Equipment, Inc.	525261	Flat Idler	$ 163.06
MAC Equipment, Inc.	525839	Adaptor Blade	$ 37.97
MAIL'N COPY INC	707293	Warning Tickets	$ 150.00
Majestic Surveying, LLC	8793	Topographic Survey - Dog park	$ 2,320.00
Mountain High Disposal	129130	Trash Services	$ 30.00
Mountain High Disposal	129130	Recycling Services	$ 15.00
Next Step Communications, LLC	16180	Starlink Monthly Rental for Lakeview City Park	$ 250.00

TOWN OF SEVERANCE
PAYABLES
9/1/25-9/30/25

Vendor Name	Invoice Number	Description	Amount Paid
North Weld County Water District	3386000 0825	Water Utility	$ 49,573.70
North Weld County Water District	3654000 0825	Water Utility	$ 29.94
North Weld County Water District	6546000 0825	Water Utility	$ 48,081.44
Northern Water Conservancy District	2026 3034	Water Allotment	$ 74,818.44
Northern Water Conservancy District	2026 3034	Water Allotment	$ (74,818.44)
Northern Water Conservancy District	2026 3034	Water Allotment	$ 74,818.44
Poudre Valley REA	135 0925	36252 Evans St - Power Source	$ 43.75
Poudre Valley REA	135 0925	CO RD 23 and Belmon Dr	$ 29.79
Poudre Valley REA	135 0925	CO RD 80 and Rangeview Drive	$ 26.16
Poudre Valley REA	135 0925	Streetlights, Casa Loma	$ 139.84
Poudre Valley REA	135 0925	Streeltights, Belmont Farms	$ 231.42
Poudre Valley REA	135 0925	Streetlights, Soaring Eagle	$ 198.64
Poudre Valley REA	135 0925	Steetlights, Summit View	$ 429.36
Poudre Valley REA	135 0925	Streetlights, Foxridge	$ 108.63
Poudre Valley REA	135 0925	CO RD 21 and 76 1/2-water tank	$ 1,753.64
Poudre Valley REA	135 0925	Streetlights, Sunset Ridge	$ 258.97
Poudre Valley REA	135 0925	629 Shoreview Pkwy-Lift Station	$ 310.27
Poudre Valley REA	135 0925	Streetlights, Severance Shores	$ 230.72
Poudre Valley REA	135 0925	75 Flat Iron Ln Power Source	$ 67.65
Poudre Valley REA	135 0925	Streetlights, Hidden Valley Farms	$ 1,484.10
Poudre Valley REA	135 0925	2880 Branding Iron Power	$ 80.74
Poudre Valley REA	135 0925	Bridle Ridge Cir - PS	$ 31.88
Poudre Valley REA	135 0925	Streetlights, Saddler Arena	$ 179.44
Quench USA, Inc.	INV09449570	Quarterly Town Hall water service	$ 164.88
Raftelis Financial Consultants, Inc.	41883	Severance - Utility Rate Study (G-25-MPS)	$ 10,351.04
Ram Waste Systems, Inc	8749678B327	Severance Days	$ 480.00
Ramey Environmental Compliance, Inc,.	30071	ORC Services	$ 1,075.00
Ramey Environmental Compliance, Inc,.	30071	ORC Services	$ 1,075.00
Recreational Electrical, LLC	14360	LIGHTBAR SWAP	$ 1,000.00
Republic Services, Inc	0642-00146788	Trash Services - Wastewater Plant Acct	$ 47.60
Republic Services, Inc	0642-001481127	Trash Services - Wastewater Plant Acct	$ 88.59
Russell Liberty	GARDEN POTLUCK	Reimbursement for Garden Picnic	$ 191.32
SAFEbuilt Colorado, Inc.	2327759	Building Inspections	$ 16,360.40
SBS Services Group LLC	7947808	Town hall - routine janitorial	$ 520.00
SBS Services Group LLC	7949826	PD - routine janitorial	$ 640.00
Severance Chamber of Commerce	GRANT 2025	Town Council Community Grant	$ 1,000.00
Severance High School	2025 GRANT	Community Grant	$ 2,000.00
Severance High School	GRANT 2025	Community Grant	$ 500.00
Sigma Tactical Wellness	INV#3448	Onsite	$ 1,245.00
Sign Solutions USA	419254	Signs for Parks.....	$ 1,279.73
Town of Windsor	015265-000 0825	Wastewater Treatment	$ 17,829.20
Treatment Technology, LLC	195608	Sodium Hypochlorite	$ 1,124.80
Treatment Technology, LLC	195766	Sodium Hypochlorite	$ 1,387.25
Tri-Tech Security, Inc.	36903	Quarterly Fire Alarm Monitoring Fee	$ 87.00
Tri-Tech Security, Inc.	36897	PD Bldg fire alarm monitoring	$ 177.00
University Auto Parts, Inc.	456154	Wiper Blade & coupler lock / Town Hall van blades	$ 88.97
UNUM Life Insurance Co America	8.25	Monthly Disability Insurance	$ 4,640.66
Upper Case Printing Ink	3578	Utility Postcards	$ 28.61
Upper Case Printing Ink	3578	Utility Postcards	$ 28.61
Utility Notification Center	225081436	RTL Transmissions	$ 238.17
Utility Notification Center	225081436	RTL Transmissions	$ 238.16
Vector Disease Control International, LL	PI-A00017596	2025 Mosquito Control Services	$ 6,340.11
Verizon Wireless	6121372778	Phones	$ 487.80
Verizon Wireless	6121372778	Phones	$ 49.01
Verizon Wireless	6121372778	Phones	$ 16.34
Verizon Wireless	6121372778	Phones	$ 242.97
Verizon Wireless	6121372778	Phones	$ 120.76
Verizon Wireless	6121372778	Phones	$ 1,771.36
Verizon Wireless	6121372778	Phones	$ 102.23
Verizon Wireless	6121372778	Phones	$ 93.05
Verizon Wireless	6121372778	Phones	$ 151.76
Verizon Wireless	6121372778	Phones	$ 141.46
Verizon Wireless	6121372778	Phones	$ 22.29
Waste Management of Colorado, Inc	5430431-2534-2	PW/Roll Off Trash Service	$ 40.14
Waste Management of Colorado, Inc	5430431-2534-2	PW/Roll Off Trash Service	$ 40.14
Waste Management of Colorado, Inc	5430431-2534-2	PW/Roll Off Trash Service	$ 40.14
Waste Management of Colorado, Inc	5430431-2534-2	PW/Roll Off Trash Service	$ 40.14
Waste Management of Colorado, Inc	5430431-2534-2	PW/Roll Off Trash Service	$ 40.14
Waste Management of Colorado, Inc	5438432-2534-2	PW/Roll Off Trash Service	$ 72.24
Waste Management of Colorado, Inc	5438432-2534-2	PW/Roll Off Trash Service	$ 72.24
Waste Management of Colorado, Inc	5438432-2534-2	PW/Roll Off Trash Service	$ 72.24
Waste Management of Colorado, Inc	5438432-2534-2	PW/Roll Off Trash Service	$ 72.24
Waste Management of Colorado, Inc	5438432-2534-2	PW/Roll Off Trash Service	$ 72.24
Waste Management of Colorado, Inc	5438432-2534-2	PD Roll Off Trash Service	$ 120.42
Weld County Clerk and Recorder	9102025	Replenish Town of Severance Balance with County	$ 2,580.00
Weld County Health Department	E250361	Water testing	$ 225.00
Weld County Health Department	E250362	Water testing	$ 504.00
Weld RE 4 School District	9112025	Online Payments	$ 5,832.00
WestWater Research LLC	2360	Water Supply Plan Task 1 (W-25-WSMP)	$ 20,503.70
WestWater Research LLC	2401	Water Supply Plan Task 2 (W-25-WSMP)	$ 13,559.45
WestWater Research LLC	2402	On Call Water Resources (G-25-MPS)	$ 630.00
Wilson Williams Fellman Dittman	1921	General Counsel	$ 14,543.57
Wilson Williams Fellman Dittman	1954	307 Bowers North - Annexation and Zoning	$ 1,065.50
Wilson Williams Fellman Dittman	1954	PP-2025-02 - Buffalo Creek Preliminary Plat	$ 1,058.75
Wilson Williams Fellman Dittman	1954	MD-2025-01 Bufflo Creek Metro District	$ 481.25
Wilson Williams Fellman Dittman	1954	Dalton's Run	$ 137.50
Windsor Ace Hardware	184087/4	Supplies	$ 39.56
Windsor Ace Hardware	184239/4	Supplies	$ 40.47
Windsor-Severance Fire Dist.	9112025	Fire plan review	$ 3,465.00
Xcel Energy	942249446	300942323 - 10822 County Road 74 Bldg Stoc	$ 30.38
Xcel Energy	942249446	300954583 - 20/15 2-6-67 Sewage Plant	$ 3,712.65
Xcel Energy	942249446	301274394 - 209 1st St Bldg Fire	$ 984.73
Xcel Energy	942249446	301443761 - 1020 Mahogany Dr Unit Pump	$ 675.30
Xcel Energy	942249446	301456912 - 336 1st St	$ 101.72
Xcel Energy	942249446	301597386 - 400 Timber Ridge Pkwy Unit Spkl	$ 13.58
Xcel Energy	942249446	301709610 - 57/16 2-6-67 Pump	$ 12.39
Xcel Energy	942249446	301748145 - 410 Timber Ridge Pkwy Unit Spkl	$ 13.58
Xcel Energy	942249446	301872364 - 513 1/2 Broadview Dr	$ 49.96
Xcel Energy	942249446	301894204 - 50 Timber Ridge Pkwy	$ 171.24
Xcel Energy	942249446	302039930 - 1236 1/2 Baldridge Dr Unit Lift	$ 235.61
Xcel Energy	942249446	303987355 - 3 S Timber Ridge Pkwy	$ 1,114.74
Xcel Energy	942249446	304182684 - 231 W 4th Ave Unit Pump	$ 475.18
Xcel Energy	942249446	304683265 - 410 Immigrant Trail - Settlers Landing HOA	$ 13.93
Xcel Energy	942249446	304881524 - 145 3rd St	$ 656.13
Xcel Energy	942249446	304920983 - 100 Waterfall Way	$ 364.29
Xcel Energy	942249446	304920986 - 101 Waterfall Way	$ 97.89

TOWN OF SEVERANCE
PAYABLES
9/1/25-9/30/25

Vendor Name	Invoice Number	Description	Amount Paid
Xcel Energy	942249446	301396786 - 11538 County Road 74 Bldg Seve	$ 115.83
Xcel Energy	942249446	301757929 - 312 1st St	$ 187.62
Xcel Energy	942342387	Natural Gas	$ 58.03
Xcel Energy	942609135	Street Lighting	$ 3,892.50
Xcel Energy	942766775	100 Waterfall Way	$ 2,538.58
		Total:	**$ 1,101,570.82**

MAJOR INCIDENT TYPE	# INCIDENTS											
	Jan	Feb	Mar	April	May	June	July	Aug	Sept	YTD 2025	YTD 2024	YTD 2023
Fires	1	11	7	11	8	9	13	8	6	74	57	59
Overpressure rupture, explosion, overheat - no fire	1	0	0	0	2	0	1	1	1	6	5	2
Rescue & Emergency Medical Service	263	237	231	274	278	260	275	263	308	2389	2211	2130
Hazardous Condition (No Fire)	13	10	11	3	8	4	4	6	14	73	80	88
Service Call	56	37	54	49	56	70	76	70	51	519	374	556
Good Intent Call	37	32	54	47	50	66	71	65	50	472	386	362
False Alarm & False Call	26	32	43	42	26	33	44	39	39	324	417	344
Severe Weather & Natural Disaster	0	0	0	0	0	1	0	0	0	1	2	1
Special Incidents	0	0	1	0	0	0	0	0	0	1	1	1
TOTAL	397	359	401	426	428	443	484	452	469	3859	3533	3543
Mutual Aid/Auto Aid Given	15	13	12	9	11	10	12	7	12	101	66	86
Mutual Aid/Auto Aid Received	3	10	7	9	9	16	16	9	18	97	29	42

The National Fire Incident Response System (NFIRS) uses these 9 categories to track emergency response incidents nationally.

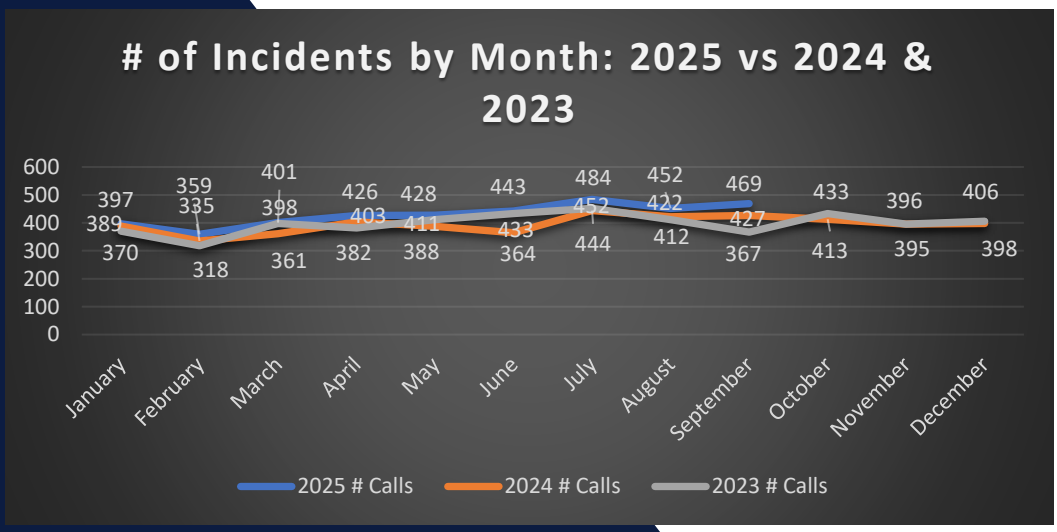

This chart illustrates the calls for service by month relative to the past years.

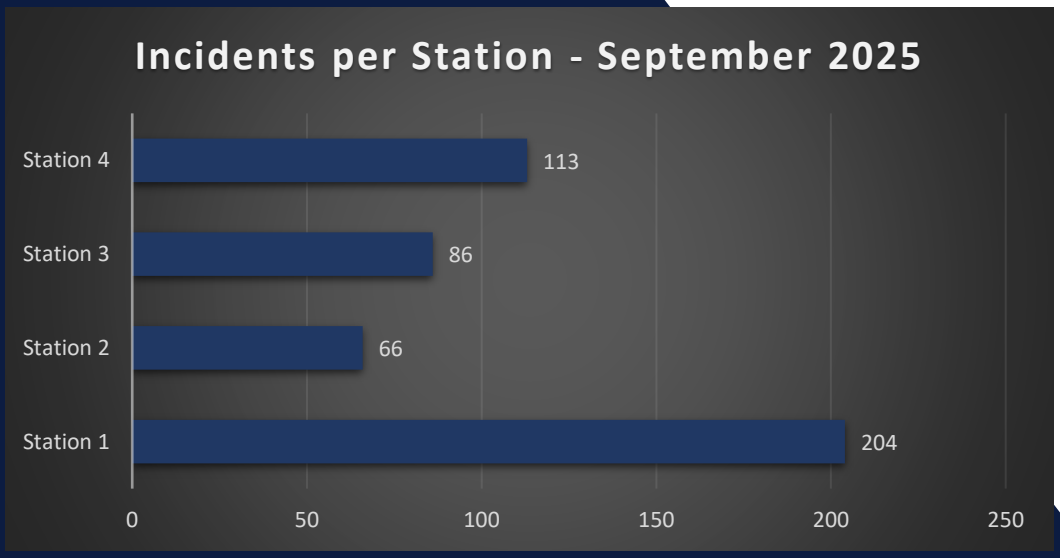

WSFR tracks incidents by the location of the incident based on which station is the closest.

WSFR Response Report: October 2025

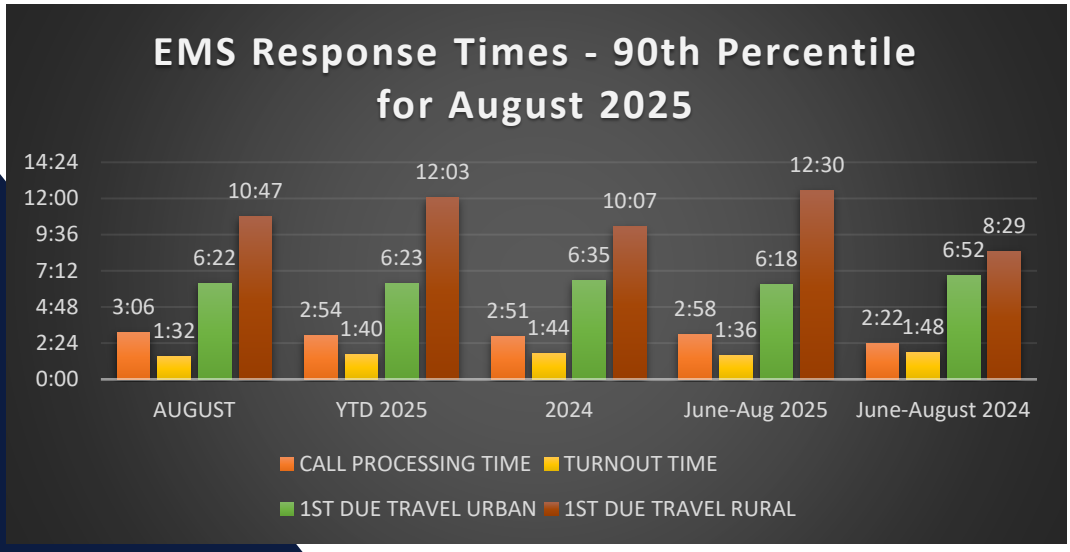

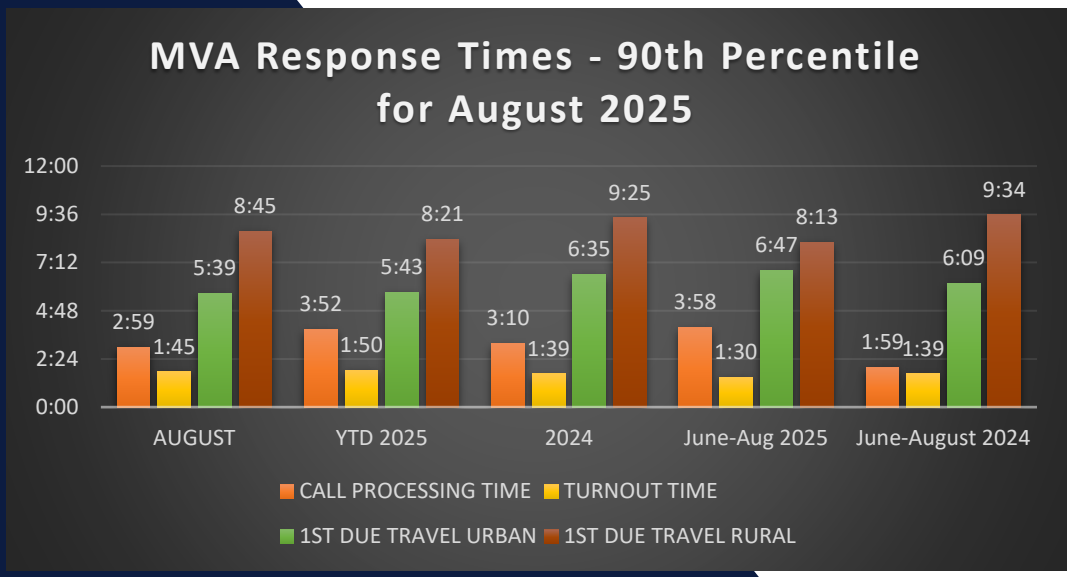

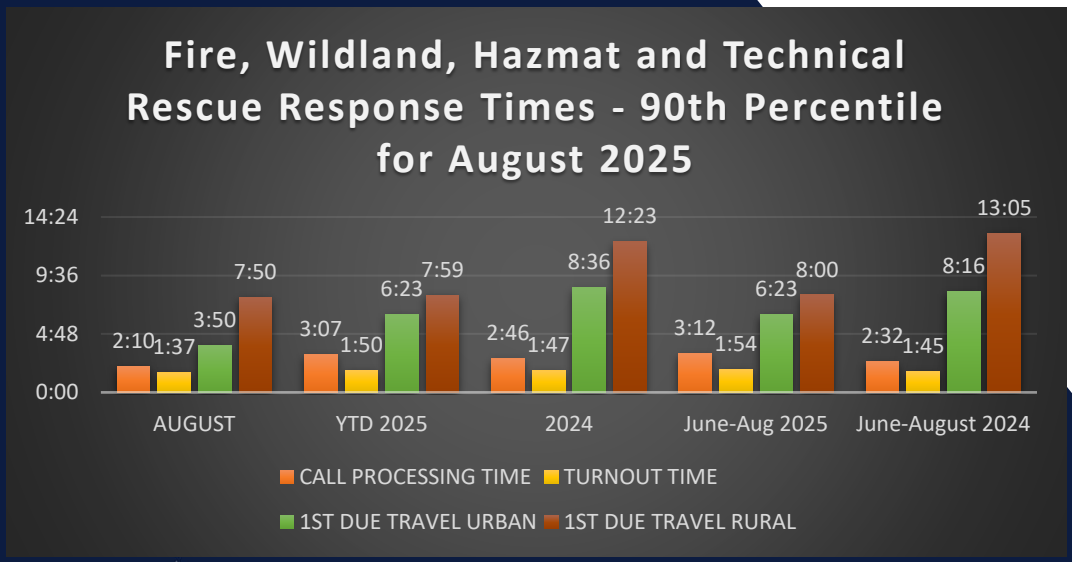

These graphs are looking at the average (90th percentile) for the following 3 segments: Call Processing times (911 answering), Turnout Times (time it takes WSFR/UCH units to begin to respond), and 1st Due Travel (time it takes for the first arriving unit to travel to the incident). When added together, that is the total time for responding to incidents. WSFR also looks at our response data at the 90th percentile as a measure of greater accuracy as part of our accreditation data analysis.

WSFR Response Report: October 2025

Revenue Type Summary

Period: 9/1/2025 - 9/30/2025
Created by: JO ANN ALANIZ on 10/1/2025 3:13:48 PM

Severance Court Clerk
Severance Municipal Court
3 S. Timber Ridge Parkway
Severance, CO. 80550

Payment Amounts by Type

Type	Amount
COURT COSTS	$180.00
FINES	$7,410.00
SUR-CHARGE	$1,220.00
Payments Total	**$8,810.00**

Payment Amounts by Subtype

Revenue Summary

Period: 9/1/2025 - 9/30/2025
Created by: JO ANN ALANIZ on 10/1/2025 3:15:09 PM

Severance Court Clerk
Severance Municipal Court
3 S. Timber Ridge Parkway
Severance, CO. 80550

[redacted]

Docket #	Total Fines	Restitution	Total Payments
D100258	$70.00	$0.00	$70.00

Payment Details

Date	Amount	Type	Notes
9/15/2025	$70.00	CREDIT CARD	

Fines/Fees Details

Fine/Fee	Amount
FINES	$50.00
SUR-CHARGE	$20.00

[redacted]

Docket #	Total Fines	Restitution	Total Payments
D2500247	$70.00	$0.00	$70.00

Payment Details

Date	Amount	Type	Notes
9/22/2025	$70.00	CHECK (#1029)	

Fines/Fees Details

Fine/Fee	Amount
FINES	$50.00
SUR-CHARGE	$20.00

[redacted]

Docket #	Total Fines	Restitution	Total Payments
D2500181	$200.00	$0.00	$200.00

Payment Details

Date	Amount	Type	Notes
9/15/2025	$200.00	CREDIT CARD	

Fines/Fees Details

Fine/Fee	Amount
COURT COSTS	$30.00
FINES	$150.00
SUR-CHARGE	$20.00

[redacted]

Docket #	Total Fines	Restitution	Total Payments
D3228	$150.00	$0.00	$150.00

Payment Details

Date	Amount	Type	Notes
9/4/2025	$150.00	CREDIT CARD	

Fines/Fees Details

Fine/Fee	Amount
COURT COSTS	$30.00
FINES	$100.00
SUR-CHARGE	$20.00

[redacted]

Docket #	Total Fines	Restitution	Total Payments
D2500257	$170.00	$0.00	$170.00

Payment Details

Date	Amount	Type	Notes
9/25/2025	$170.00	CREDIT CARD	

Fines/Fees Details

Fine/Fee	Amount
FINES	$150.00
SUR-CHARGE	$20.00

[redacted]

Docket #	Total Fines	Restitution	Total Payments
D2500218	$170.00	$0.00	$170.00

Payment Details

Date	Amount	Type	Notes
9/5/2025	$170.00	CREDIT CARD	

Fines/Fees Details

Fine/Fee	Amount
FINES	$150.00
SUR-CHARGE	$20.00

[redacted]

Docket #	Total Fines	Restitution	Total Payments
D3299	$170.00	$0.00	$170.00

Payment Details

Date	Amount	Type	Notes
9/7/2025	$170.00	CREDIT CARD	

Fines/Fees Details

Fine/Fee	Amount
FINES	$150.00
SUR-CHARGE	$20.00

[redacted]

Docket #	Total Fines	Restitution	Total Payments
D100259	$70.00	$0.00	$70.00

Payment Details

Date	Amount	Type	Notes
9/27/2025	$70.00	CREDIT CARD	

Fines/Fees Details

Fine/Fee	Amount
FINES	$50.00
SUR-CHARGE	$20.00

[redacted]

Docket #	Total Fines	Restitution	Total Payments
D2500246	$170.00	$0.00	$170.00

Payment Details

Date	Amount	Type	Notes
9/11/2025	$170.00	CREDIT CARD	

Fines/Fees Details

Fine/Fee	Amount
FINES	$150.00
SUR-CHARGE	$20.00

[redacted]

Docket #	Total Fines	Restitution	Total Payments
D2500214	$180.00	$0.00	$180.00

Payment Details

Date	Amount	Type	Notes
9/17/2025	$180.00		

Fines/Fees Details

Fine/Fee	Amount
FINES	$160.00
SUR-CHARGE	$20.00

[redacted]

Docket #	Total Fines	Restitution	Total Payments
D2500227	$170.00	$0.00	$170.00

Payment Details

Date	Amount	Type	Notes
9/17/2025	$170.00	CREDIT CARD	

Fines/Fees Details

Fine/Fee	Amount
FINES	$150.00
SUR-CHARGE	$20.00

[redacted]

Docket #	Total Fines	Restitution	Total Payments
D2500236	$170.00	$0.00	$170.00

Payment Details

Date	Amount	Type	Notes
9/18/2025	$170.00	CREDIT CARD	

Fines/Fees Details

Fine/Fee	Amount
FINES	$150.00
SUR-CHARGE	$20.00

[redacted]

Docket #	Total Fines	Restitution	Total Payments
D2500252	$170.00	$0.00	$170.00

Payment Details

Date	Amount	Type	Notes
9/22/2025	$170.00	CASH	

Fines/Fees Details

Fine/Fee	Amount
FINES	$150.00
SUR-CHARGE	$20.00

[redacted]

Docket #	Total Fines	Restitution	Total Payments
D2500253	$170.00	$0.00	$170.00

Payment Details

Date	Amount	Type	Notes
9/18/2025	$170.00	CREDIT CARD	

Fines/Fees Details

Fine/Fee	Amount
FINES	$150.00
SUR-CHARGE	$20.00

[redacted]

Docket #	Total Fines	Restitution	Total Payments
D2500255	$170.00	$0.00	$170.00

Payment Details

Date	Amount	Type	Notes
9/20/2025	$170.00	CREDIT CARD	

Fines/Fees Details

Fine/Fee	Amount
FINES	$150.00
SUR-CHARGE	$20.00

[redacted]

Docket #	Total Fines	Restitution	Total Payments
D100356	$70.00	$0.00	$70.00

Payment Details

Date	Amount	Type	Notes
9/23/2025	$70.00	CREDIT CARD	

Fines/Fees Details

Fine/Fee	Amount
FINES	$50.00
SUR-CHARGE	$20.00

[redacted]

Docket #	Total Fines	Restitution	Total Payments
D100355	$70.00	$0.00	$70.00

Payment Details

Date	Amount	Type	Notes
9/2/2025	$70.00	CREDIT CARD	

Fines/Fees Details

Fine/Fee	Amount
FINES	$50.00
SUR-CHARGE	$20.00

[redacted]

Docket #	Total Fines	Restitution	Total Payments
D2500262	$170.00	$0.00	$170.00

Payment Details

Date	Amount	Type	Notes
9/19/2025	$170.00	CREDIT CARD	

Fines/Fees Details

Fine/Fee	Amount
FINES	$150.00
SUR-CHARGE	$20.00

[redacted]

Docket #	Total Fines	Restitution	Total Payments
D3436	$170.00	$0.00	$170.00

Payment Details

Date	Amount	Type	Notes
9/15/2025	$170.00	CREDIT CARD	Def entered citation number 3536 instead of 3436

Fines/Fees Details

Fine/Fee	Amount
FINES	$150.00
SUR-CHARGE	$20.00

[redacted]

Docket #	Total Fines	Restitution	Total Payments
D100228	$70.00	$0.00	$70.00

Payment Details

Date	Amount	Type	Notes
9/15/2025	$70.00	CREDIT CARD	

Fines/Fees Details

Fine/Fee	Amount
FINES	$50.00
SUR-CHARGE	$20.00

[redacted]

Docket #	Total Fines	Restitution	Total Payments
D2500243	$170.00	$0.00	$170.00

Payment Details

Date	Amount	Type	Notes
9/25/2025	$170.00	CREDIT CARD	

Fines/Fees Details

Fine/Fee	Amount
FINES	$150.00
SUR-CHARGE	$20.00

[redacted]

Docket #	Total Fines	Restitution	Total Payments
D2500180	$200.00	$0.00	$200.00

Payment Details

Date	Amount	Type	Notes
9/4/2025	$200.00	CHECK (#321)	

Fines/Fees Details

Fine/Fee	Amount
COURT COSTS	$30.00
FINES	$150.00
SUR-CHARGE	$20.00

[redacted]

Docket #	Total Fines	Restitution	Total Payments
D2500229	$170.00	$0.00	$170.00

Payment Details

Date	Amount	Type	Notes
9/3/2025	$170.00	CREDIT CARD	

Fines/Fees Details

Fine/Fee	Amount
FINES	$150.00
SUR-CHARGE	$20.00

[redacted]

Docket #	Total Fines	Restitution	Total Payments
D2500221	$170.00	$0.00	$170.00

Payment Details

Date	Amount	Type	Notes
9/18/2025	$170.00	CREDIT CARD	

Fines/Fees Details

Fine/Fee	Amount
FINES	$150.00
SUR-CHARGE	$20.00

[redacted]

Docket #	Total Fines	Restitution	Total Payments
D2924	$170.00	$0.00	$170.00

Payment Details

Date	Amount	Type	Notes
9/15/2025	$170.00	CREDIT CARD	

Fines/Fees Details

Fine/Fee	Amount
FINES	$150.00
SUR-CHARGE	$20.00

[redacted]

Docket #	Total Fines	Restitution	Total Payments
D100002	$70.00	$0.00	$70.00

Payment Details

Date	Amount	Type	Notes
9/15/2025	$70.00	CREDIT CARD	

Fines/Fees Details

Fine/Fee	Amount
FINES	$50.00
SUR-CHARGE	$20.00

[redacted]

Docket #	Total Fines	Restitution	Total Payments
D2500217	$320.00	$0.00	$320.00

Payment Details

Date	Amount	Type	Notes
9/15/2025	$320.00	CREDIT CARD	

Fines/Fees Details

Fine/Fee	Amount
FINES	$300.00
SUR-CHARGE	$20.00

[redacted]

Docket #	Total Fines	Restitution	Total Payments
D3437	$170.00	$0.00	$170.00

Payment Details

Date	Amount	Type	Notes
9/16/2025	$170.00	CREDIT CARD	

Fines/Fees Details

Fine/Fee	Amount
FINES	$150.00
SUR-CHARGE	$20.00

[redacted]

Docket #	Total Fines	Restitution	Total Payments
D2500131	$650.00	$0.00	$350.00

Payment Details

Date	Amount	Type	Notes
9/3/2025	$350.00	CREDIT CARD	

Fines/Fees Details

Fine/Fee	Amount
COURT COSTS	$30.00
FINES	$600.00
SUR-CHARGE	$20.00

[redacted]

Docket #	Total Fines	Restitution	Total Payments
D3402	$70.00	$0.00	$70.00

Payment Details

Date	Amount	Type	Notes
9/22/2025	$70.00	CREDIT CARD	

Fines/Fees Details

Fine/Fee	Amount
FINES	$50.00
SUR-CHARGE	$20.00

[redacted]

Docket #	Total Fines	Restitution	Total Payments
D100006	$70.00	$0.00	$70.00

Payment Details

Date	Amount	Type	Notes
9/30/2025	$70.00	CREDIT CARD	

Fines/Fees Details

Fine/Fee	Amount
FINES	$50.00
SUR-CHARGE	$20.00

[redacted]

Docket #	Total Fines	Restitution	Total Payments
D2500238	$320.00	$0.00	$320.00

Payment Details

Date	Amount	Type	Notes
9/22/2025	$320.00	CREDIT CARD	

Fines/Fees Details

Fine/Fee	Amount
FINES	$300.00
SUR-CHARGE	$20.00

[redacted]

Docket #	Total Fines	Restitution	Total Payments
D3426	$170.00	$0.00	$170.00

Payment Details

Date	Amount	Type	Notes
9/23/2025	$170.00	CHECK (#605)	

Fines/Fees Details

Fine/Fee	Amount
FINES	$150.00
SUR-CHARGE	$20.00

[redacted]

Docket #	Total Fines	Restitution	Total Payments
D3227	$150.00	$0.00	$150.00

Payment Details

Date	Amount	Type	Notes
9/4/2025	$150.00	CREDIT CARD	

Fines/Fees Details

Fine/Fee	Amount
COURT COSTS	$30.00
FINES	$100.00
SUR-CHARGE	$20.00

[redacted]

Docket #	Total Fines	Restitution	Total Payments
D100257	$70.00	$0.00	$20.00

Payment Details

Date	Amount	Type	Notes
9/8/2025	$20.00	CHECK (#1119)	

Fines/Fees Details

Fine/Fee	Amount
FINES	$50.00
SUR-CHARGE	$20.00

[redacted]

Docket #	Total Fines	Restitution	Total Payments
D2500254	$170.00	$0.00	$170.00

Payment Details

Date	Amount	Type	Notes
9/17/2025	$170.00	CREDIT CARD	

Fines/Fees Details

Fine/Fee	Amount
FINES	$150.00
SUR-CHARGE	$20.00

[redacted]

Docket #	Total Fines	Restitution	Total Payments
D3324	$170.00	$0.00	$170.00

Payment Details

Date	Amount	Type	Notes
9/3/2025	$170.00	CHECK (#0119)	

Fines/Fees Details

Fine/Fee	Amount
FINES	$150.00
SUR-CHARGE	$20.00

[redacted]

Docket #	Total Fines	Restitution	Total Payments
D3400	$70.00	$0.00	$70.00

Payment Details

Date	Amount	Type	Notes
9/4/2025	$70.00	CASH	

Fines/Fees Details

Fine/Fee	Amount
FINES	$50.00
SUR-CHARGE	$20.00

[redacted]

Docket #	Total Fines	Restitution	Total Payments
D2500212	$170.00	$0.00	$170.00

Payment Details

Date	Amount	Type	Notes
9/10/2025	$170.00	CREDIT CARD	

Fines/Fees Details

Fine/Fee	Amount
FINES	$150.00
SUR-CHARGE	$20.00

[redacted]

Docket #	Total Fines	Restitution	Total Payments
D2500203	$170.00	$0.00	$170.00

Payment Details

Date	Amount	Type	Notes
9/25/2025	$10.00	CREDIT CARD	
9/25/2025	$160.00	CASH	

Fines/Fees Details

Fine/Fee	Amount
FINES	$150.00
SUR-CHARGE	$20.00

[redacted]

Docket #	Total Fines	Restitution	Total Payments
D2500228	$170.00	$0.00	$170.00

Payment Details

Date	Amount	Type	Notes
9/19/2025	$170.00	CREDIT CARD	

Fines/Fees Details

Fine/Fee	Amount
FINES	$150.00
SUR-CHARGE	$20.00

[redacted]

Docket #	Total Fines	Restitution	Total Payments
D3429	$170.00	$0.00	$170.00

Payment Details

Date	Amount	Type	Notes
9/4/2025	$170.00	CASH	

Fines/Fees Details

Fine/Fee	Amount
FINES	$150.00
SUR-CHARGE	$20.00

[redacted]

Docket #	Total Fines	Restitution	Total Payments
D100358	$70.00	$0.00	$70.00

Payment Details

Date	Amount	Type	Notes
9/27/2025	$70.00	CREDIT CARD	

Fines/Fees Details

Fine/Fee	Amount
FINES	$50.00
SUR-CHARGE	$20.00

[redacted]

Docket #	Total Fines	Restitution	Total Payments
D2500242	$100.00	$0.00	$100.00

Payment Details

Date	Amount	Type	Notes
9/11/2025	$100.00	CREDIT CARD	

Fines/Fees Details

Fine/Fee	Amount
FINES	$80.00
SUR-CHARGE	$20.00

[redacted]

Docket #	Total Fines	Restitution	Total Payments
D2500225	$170.00	$0.00	$170.00

Payment Details

Date	Amount	Type	Notes
9/22/2025	$170.00	CREDIT CARD	

Fines/Fees Details

Fine/Fee	Amount
FINES	$150.00
SUR-CHARGE	$20.00

[redacted]

Docket #	Total Fines	Restitution	Total Payments
D3405	$70.00	$0.00	$70.00

Payment Details

Date	Amount	Type	Notes
9/25/2025	$70.00	CREDIT CARD	

Fines/Fees Details

Fine/Fee	Amount
FINES	$50.00
SUR-CHARGE	$20.00

[redacted]

Docket #	Total Fines	Restitution	Total Payments
D2500237	$170.00	$0.00	$170.00

Payment Details

Date	Amount	Type	Notes
9/25/2025	$170.00	CREDIT CARD	

Fines/Fees Details

Fine/Fee	Amount
FINES	$150.00
SUR-CHARGE	$20.00

[redacted]

Docket #	Total Fines	Restitution	Total Payments
D2500226	$170.00	$0.00	$170.00

Payment Details

Date	Amount	Type	Notes
9/14/2025	$170.00	CREDIT CARD	

Fines/Fees Details

Fine/Fee	Amount
FINES	$150.00
SUR-CHARGE	$20.00

[redacted]

Docket #	Total Fines	Restitution	Total Payments
D2500153	$200.00	$0.00	$200.00

Payment Details

Date	Amount	Type	Notes
9/4/2025	$200.00	CREDIT CARD	

Fines/Fees Details

Fine/Fee	Amount
COURT COSTS	$30.00
FINES	$150.00
SUR-CHARGE	$20.00

[redacted]

Docket #	Total Fines	Restitution	Total Payments
D2500233	$70.00	$0.00	$70.00

Payment Details

Date	Amount	Type	Notes
9/10/2025	$70.00	CHECK (#418)	

Fines/Fees Details

Fine/Fee	Amount
FINES	$50.00
SUR-CHARGE	$20.00

[redacted]

Docket #	Total Fines	Restitution	Total Payments
D2500163	$200.00	$0.00	$200.00

Payment Details

Date	Amount	Type	Notes
9/4/2025	$200.00	CHECK (#1279)	

Fines/Fees Details

Fine/Fee	Amount
COURT COSTS	$30.00
FINES	$150.00
SUR-CHARGE	$20.00

[redacted]

Docket #	Total Fines	Restitution	Total Payments
D2500223	$100.00	$0.00	$100.00

Payment Details

Date	Amount	Type	Notes
9/2/2025	$100.00	CREDIT CARD	

Fines/Fees Details

Fine/Fee	Amount
FINES	$80.00
SUR-CHARGE	$20.00

[redacted]

Docket #	Total Fines	Restitution	Total Payments
D100269	$70.00	$0.00	$70.00

Payment Details

Date	Amount	Type	Notes
9/2/2025	$70.00	CREDIT CARD	

Fines/Fees Details

Fine/Fee	Amount
FINES	$50.00
SUR-CHARGE	$20.00

[redacted]

Docket #	Total Fines	Restitution	Total Payments
D100264	$70.00	$0.00	$70.00

Payment Details

Date	Amount	Type	Notes
9/4/2025	$70.00	CREDIT CARD	

Fines/Fees Details

Fine/Fee	Amount
FINES	$50.00
SUR-CHARGE	$20.00

[redacted]

Docket #	Total Fines	Restitution	Total Payments
D2500261	$170.00	$0.00	$170.00

Payment Details

Date	Amount	Type	Notes
9/26/2025	$170.00	CREDIT CARD	

Fines/Fees Details

Fine/Fee	Amount
FINES	$150.00
SUR-CHARGE	$20.00

[redacted]

Docket #	Total Fines	Restitution	Total Payments
D100277	$50.00	$0.00	$50.00

Payment Details

Date	Amount	Type	Notes
9/25/2025	$50.00	CREDIT CARD	

Fines/Fees Details

Fine/Fee	Amount
FINES	$30.00
SUR-CHARGE	$20.00

[redacted]

Docket #	Total Fines	Restitution	Total Payments
D2500240	$170.00	$0.00	$170.00

Payment Details

Date	Amount	Type	Notes
9/9/2025	$170.00	CREDIT CARD	

Fines/Fees Details

Fine/Fee	Amount
FINES	$150.00
SUR-CHARGE	$20.00

[redacted]

Docket #	Total Fines	Restitution	Total Payments
D2500209	$170.00	$0.00	$170.00

Payment Details

Date	Amount	Type	Notes
9/2/2025	$170.00	CREDIT CARD	

Fines/Fees Details

Fine/Fee	Amount
FINES	$150.00
SUR-CHARGE	$20.00

Fines Paid by Description

Description	Amount
ADMINISTRATIVE FEE	$0.00
BENCH WARRANT	$0.00
COMMUNITY SERVICE	$0.00
CONTEMPT	$0.00
COURT COSTS	$180.00
DEFAULT FEE	$0.00
FINE	$0.00
FINES	$7,130.00
FTA/FTP FINE	$0.00
LATE FEE	$0.00
OJW	$0.00
OVERPAYMENT	$0.00
RESTITUTION	$0.00
RESTITUTION (LOCKED)	$0.00
RETURNED PAYMENT FEE	$0.00
STATE ASSESSMENT	$0.00
SUMMONS	$0.00
SUR-CHARGE	$1,120.00
WARNING LETTER	$0.00

Total Fees	**$8,700.00**
Over Charged Amount	**$0.00**
Total Paid	**$8,520.00**

Fines Paid by Pay Method

Description	Amount
CASH	$570.00
CHECK	$900.00
CREDIT CARD	$6,870.00

Overpaid Cases

Case	OverPaid

Revenue Type Summary

Period: 10/1/2025 - 10/31/2025
Created by: SARAH JACOBSEN on 11/5/2025 9:51:44 AM

Severance Court Clerk
Severance Municipal Court
3 S. Timber Ridge Parkway
Severance, CO. 80550

Payment Amounts by Type

Type	Amount
COURT COSTS	$660.00
FINES	$7,020.00
SUR-CHARGE	$1,060.00
Payments Total	**$8,740.00**

Payment Amounts by Subtype

Revenue Summary

Period: 10/1/2025 - 10/31/2025
Created by: SARAH JACOBSEN on 11/5/2025 9:50:32 AM

Severance Court Clerk
Severance Municipal Court
3 S. Timber Ridge Parkway
Severance, CO. 80550

[redacted]

Docket #	Total Fines	Restitution	Total Payments
D2500292	$220.00	$0.00	$220.00

Payment Details

Date	Amount	Type	Notes
10/25/2025	$220.00	CREDIT CARD	

Fines/Fees Details

Fine/Fee	Amount
FINES	$200.00
SUR-CHARGE	$20.00

[redacted]

Docket #	Total Fines	Restitution	Total Payments
D2500189	$350.00	$0.00	$350.00

Payment Details

Date	Amount	Type	Notes
10/2/2025	$350.00	CASH	

Fines/Fees Details

Fine/Fee	Amount
COURT COSTS	$30.00
FINES	$300.00
SUR-CHARGE	$20.00

[redacted]

Docket #	Total Fines	Restitution	Total Payments
D3530	$170.00	$0.00	$170.00

Payment Details

Date	Amount	Type	Notes
10/21/2025	$170.00	CREDIT CARD	

Fines/Fees Details

Fine/Fee	Amount
FINES	$150.00
SUR-CHARGE	$20.00

[redacted]

Docket #	Total Fines	Restitution	Total Payments
D3428	$200.00	$0.00	$200.00

Payment Details

Date	Amount	Type	Notes
10/2/2025	$200.00	CASH	

Fines/Fees Details

Fine/Fee	Amount
COURT COSTS	$30.00
FINES	$150.00
SUR-CHARGE	$20.00

[redacted]

Docket #	Total Fines	Restitution	Total Payments
D2500249	$170.00	$0.00	$170.00

Payment Details

Date	Amount	Type	Notes
10/20/2025	$170.00	CREDIT CARD	

Fines/Fees Details

Fine/Fee	Amount
FINES	$150.00
SUR-CHARGE	$20.00

[redacted]

Docket #	Total Fines	Restitution	Total Payments
D2462	$200.00	$0.00	$200.00

Payment Details

Date	Amount	Type	Notes
10/2/2025	$200.00	CASH	

Fines/Fees Details

Fine/Fee	Amount
COURT COSTS	$30.00
FINES	$150.00
SUR-CHARGE	$20.00

[redacted]

Docket #	Total Fines	Restitution	Total Payments
D3446	$320.00	$0.00	$320.00

Payment Details

Date	Amount	Type	Notes
10/13/2025	$320.00	CASH	

Fines/Fees Details

Fine/Fee	Amount
FINES	$300.00
SUR-CHARGE	$20.00

[redacted]

Docket #	Total Fines	Restitution	Total Payments
D3430	$200.00	$0.00	$200.00

Payment Details

Date	Amount	Type	Notes
10/2/2025	$200.00	CREDIT CARD	

Fines/Fees Details

Fine/Fee	Amount
COURT COSTS	$30.00
FINES	$150.00
SUR-CHARGE	$20.00

[redacted]

Docket #	Total Fines	Restitution	Total Payments
D2500287	$170.00	$0.00	$170.00

Payment Details

Date	Amount	Type	Notes
10/10/2025	$170.00	CHECK (#1862)	

Fines/Fees Details

Fine/Fee	Amount
FINES	$150.00
SUR-CHARGE	$20.00

[redacted]

Docket #	Total Fines	Restitution	Total Payments
D100007	$130.00	$0.00	$130.00

Payment Details

Date	Amount	Type	Notes
10/2/2025	$130.00	CREDIT CARD	

Fines/Fees Details

Fine/Fee	Amount
COURT COSTS	$30.00
FINES	$80.00
SUR-CHARGE	$20.00

[redacted]

Docket #	Total Fines	Restitution	Total Payments
D100252	$70.00	$0.00	$70.00

Payment Details

Date	Amount	Type	Notes
10/1/2025	$70.00	CREDIT CARD	

Fines/Fees Details

Fine/Fee	Amount
FINES	$50.00
SUR-CHARGE	$20.00

[redacted]

Docket #	Total Fines	Restitution	Total Payments
D3231	$170.00	$0.00	$170.00

Payment Details

Date	Amount	Type	Notes
10/7/2025	$170.00	CHECK (#4101)	

Fines/Fees Details

Fine/Fee	Amount
FINES	$150.00
SUR-CHARGE	$20.00

[redacted]

Docket #	Total Fines	Restitution	Total Payments
D100005	$100.00	$0.00	$100.00

Payment Details

Date	Amount	Type	Notes
10/17/2025	$100.00	CREDIT CARD	

Fines/Fees Details

Fine/Fee	Amount
COURT COSTS	$30.00
FINES	$50.00
SUR-CHARGE	$20.00

[redacted]

Docket #	Total Fines	Restitution	Total Payments
D2500219	$100.00	$0.00	$100.00

Payment Details

Date	Amount	Type	Notes
10/28/2025	$100.00	CREDIT CARD	

Fines/Fees Details

Fine/Fee	Amount
COURT COSTS	$30.00
FINES	$50.00
SUR-CHARGE	$20.00

[redacted]

Docket #	Total Fines	Restitution	Total Payments
D100201	$80.00	$0.00	$80.00

Payment Details

Date	Amount	Type	Notes
10/8/2025	$80.00	CREDIT CARD	

Fines/Fees Details

Fine/Fee	Amount
COURT COSTS	$30.00
FINES	$30.00
SUR-CHARGE	$20.00

[redacted]

Docket #	Total Fines	Restitution	Total Payments
D2500192	$350.00	$0.00	$350.00

Payment Details

Date	Amount	Type	Notes
10/2/2025	$350.00	CREDIT CARD	

Fines/Fees Details

Fine/Fee	Amount
COURT COSTS	$30.00
FINES	$300.00
SUR-CHARGE	$20.00

[redacted]

Docket #	Total Fines	Restitution	Total Payments
D3441	$100.00	$0.00	$100.00

Payment Details

Date	Amount	Type	Notes
10/10/2025	$100.00	CREDIT CARD	

Fines/Fees Details

Fine/Fee	Amount
FINES	$80.00
SUR-CHARGE	$20.00

[redacted]

Docket #	Total Fines	Restitution	Total Payments
D2500270	$170.00	$0.00	$170.00

Payment Details

Date	Amount	Type	Notes
10/21/2025	$170.00	CREDIT CARD	

Fines/Fees Details

Fine/Fee	Amount
FINES	$150.00
SUR-CHARGE	$20.00

[redacted]

Docket #	Total Fines	Restitution	Total Payments
D2500068	$350.00	$0.00	$350.00

Payment Details

Date	Amount	Type	Notes
10/2/2025	$240.00	CREDIT CARD	
10/2/2025	$110.00	CREDIT CARD	

Fines/Fees Details

Fine/Fee	Amount
COURT COSTS	$30.00
FINES	$300.00
SUR-CHARGE	$20.00

[redacted]

Docket #	Total Fines	Restitution	Total Payments
D100180	$70.00	$0.00	$70.00

Payment Details

Date	Amount	Type	Notes
10/2/2025	$70.00	CREDIT CARD	

Fines/Fees Details

Fine/Fee	Amount
FINES	$50.00
SUR-CHARGE	$20.00

[redacted]

Docket #	Total Fines	Restitution	Total Payments
D2500123	$230.00	$0.00	$230.00

Payment Details

Date	Amount	Type	Notes
10/6/2025	$230.00	CREDIT CARD	

Fines/Fees Details

Fine/Fee	Amount
COURT COSTS	$60.00
FINES	$150.00
SUR-CHARGE	$20.00

[redacted]

Docket #	Total Fines	Restitution	Total Payments
D100426	$70.00	$0.00	$70.00

Payment Details

Date	Amount	Type	Notes
10/18/2025	$70.00	CREDIT CARD	

Fines/Fees Details

Fine/Fee	Amount
FINES	$50.00
SUR-CHARGE	$20.00

[redacted]

Docket #	Total Fines	Restitution	Total Payments
D2500276	$170.00	$0.00	$170.00

Payment Details

Date	Amount	Type	Notes
10/8/2025	$170.00	CREDIT CARD	

Fines/Fees Details

Fine/Fee	Amount
FINES	$150.00
SUR-CHARGE	$20.00

[redacted]

Docket #	Total Fines	Restitution	Total Payments
D100443	$70.00	$0.00	$70.00

Payment Details

Date	Amount	Type	Notes
10/21/2025	$70.00	CASH	

Fines/Fees Details

Fine/Fee	Amount
FINES	$50.00
SUR-CHARGE	$20.00

[redacted]

Docket #	Total Fines	Restitution	Total Payments
D2500298	$170.00	$0.00	$170.00

Payment Details

Date	Amount	Type	Notes
10/31/2025	$170.00	CASH	

Fines/Fees Details

Fine/Fee	Amount
FINES	$150.00
SUR-CHARGE	$20.00

[redacted]

Docket #	Total Fines	Restitution	Total Payments
D2500256	$170.00	$0.00	$170.00

Payment Details

Date	Amount	Type	Notes
10/16/2025	$170.00	CREDIT CARD	

Fines/Fees Details

Fine/Fee	Amount
FINES	$150.00
SUR-CHARGE	$20.00

[redacted]

Docket #	Total Fines	Restitution	Total Payments
D2464	$150.00	$0.00	$150.00

Payment Details

Date	Amount	Type	Notes
10/2/2025	$150.00	CREDIT CARD	

Fines/Fees Details

Fine/Fee	Amount
COURT COSTS	$30.00
FINES	$100.00
SUR-CHARGE	$20.00

[redacted]

Docket #	Total Fines	Restitution	Total Payments
D100261	$100.00	$0.00	$100.00

Payment Details

Date	Amount	Type	Notes
10/3/2025	$70.00	CREDIT CARD	
10/20/2025	$30.00	CREDIT CARD	

Fines/Fees Details

Fine/Fee	Amount
COURT COSTS	$30.00
FINES	$50.00
SUR-CHARGE	$20.00

[redacted]

Docket #	Total Fines	Restitution	Total Payments
D100178	$100.00	$0.00	$100.00

Payment Details

Date	Amount	Type	Notes
10/3/2025	$50.00	CREDIT CARD	
10/20/2025	$50.00	CREDIT CARD	

Fines/Fees Details

Fine/Fee	Amount
COURT COSTS	$30.00
FINES	$50.00
SUR-CHARGE	$20.00

[redacted]

Docket #	Total Fines	Restitution	Total Payments
D3425	$200.00	$0.00	$200.00

Payment Details

Date	Amount	Type	Notes
10/2/2025	$200.00	CREDIT CARD	

Fines/Fees Details

Fine/Fee	Amount
COURT COSTS	$30.00
FINES	$150.00
SUR-CHARGE	$20.00

[redacted]

Docket #	Total Fines	Restitution	Total Payments
D100359	$70.00	$0.00	$70.00

Payment Details

Date	Amount	Type	Notes
10/17/2025	$70.00	CREDIT CARD	

Fines/Fees Details

Fine/Fee	Amount
FINES	$50.00
SUR-CHARGE	$20.00

[redacted]

Docket #	Total Fines	Restitution	Total Payments
D100430	$70.00	$0.00	$70.00

Payment Details

Date	Amount	Type	Notes
10/6/2025	$70.00	CREDIT CARD	

Fines/Fees Details

Fine/Fee	Amount
FINES	$50.00
SUR-CHARGE	$20.00

[redacted]

Docket #	Total Fines	Restitution	Total Payments
D3529	$170.00	$0.00	$170.00

Payment Details

Date	Amount	Type	Notes
10/19/2025	$170.00	CREDIT CARD	

Fines/Fees Details

Fine/Fee	Amount
FINES	$150.00
SUR-CHARGE	$20.00

[redacted]

Docket #	Total Fines	Restitution	Total Payments
D2500194	$200.00	$0.00	$200.00

Payment Details

Date	Amount	Type	Notes
10/2/2025	$200.00	CREDIT CARD	

Fines/Fees Details

Fine/Fee	Amount
COURT COSTS	$30.00
FINES	$150.00
SUR-CHARGE	$20.00

[redacted]

Docket #	Total Fines	Restitution	Total Payments
D2500187	$350.00	$0.00	$350.00

Payment Details

Date	Amount	Type	Notes
10/2/2025	$350.00	CREDIT CARD	

Fines/Fees Details

Fine/Fee	Amount
COURT COSTS	$30.00
FINES	$300.00
SUR-CHARGE	$20.00

[redacted]

Docket #	Total Fines	Restitution	Total Payments
D2500324	$170.00	$0.00	$170.00

Payment Details

Date	Amount	Type	Notes
10/30/2025	$170.00	CASH	

Fines/Fees Details

Fine/Fee	Amount
FINES	$150.00
SUR-CHARGE	$20.00

[redacted]

Docket #	Total Fines	Restitution	Total Payments
D3444	$170.00	$0.00	$170.00

Payment Details

Date	Amount	Type	Notes
10/22/2025	$170.00	CREDIT CARD	

Fines/Fees Details

Fine/Fee	Amount
FINES	$150.00
SUR-CHARGE	$20.00

[redacted]

Docket #	Total Fines	Restitution	Total Payments
D100227	$100.00	$0.00	$100.00

Payment Details

Date	Amount	Type	Notes
10/27/2025	$100.00	CREDIT CARD	

Fines/Fees Details

Fine/Fee	Amount
COURT COSTS	$30.00
FINES	$50.00
SUR-CHARGE	$20.00

[redacted]

Docket #	Total Fines	Restitution	Total Payments
D100181	$50.00	$0.00	$50.00

Payment Details

Date	Amount	Type	Notes
10/2/2025	$50.00	CHECK (#9015)	

Fines/Fees Details

Fine/Fee	Amount
FINES	$30.00
SUR-CHARGE	$20.00

[redacted]

Docket #	Total Fines	Restitution	Total Payments
D2500220	$100.00	$0.00	$100.00

Payment Details

Date	Amount	Type	Notes
10/2/2025	$100.00	CHECK (#115)	

Fines/Fees Details

Fine/Fee	Amount
COURT COSTS	$30.00
FINES	$50.00
SUR-CHARGE	$20.00

[redacted]

Docket #	Total Fines	Restitution	Total Payments
D100434	$70.00	$0.00	$70.00

Payment Details

Date	Amount	Type	Notes
10/20/2025	$70.00	CREDIT CARD	

Fines/Fees Details

Fine/Fee	Amount
FINES	$50.00
SUR-CHARGE	$20.00

[redacted]

Docket #	Total Fines	Restitution	Total Payments
D2500216	$70.00	$0.00	$70.00

Payment Details

Date	Amount	Type	Notes
10/1/2025	$70.00	CREDIT CARD	

Fines/Fees Details

Fine/Fee	Amount
FINES	$50.00
SUR-CHARGE	$20.00

[redacted]

Docket #	Total Fines	Restitution	Total Payments
D3448	$170.00	$0.00	$170.00

Payment Details

Date	Amount	Type	Notes
10/23/2025	$170.00	CREDIT CARD	

Fines/Fees Details

Fine/Fee	Amount
FINES	$150.00
SUR-CHARGE	$20.00

[redacted]

Docket #	Total Fines	Restitution	Total Payments
D2500251	$100.00	$0.00	$100.00

Payment Details

Date	Amount	Type	Notes
10/1/2025	$100.00	CREDIT CARD	

Fines/Fees Details

Fine/Fee	Amount
FINES	$80.00
SUR-CHARGE	$20.00

[redacted]

Docket #	Total Fines	Restitution	Total Payments
D2500293	$320.00	$0.00	$320.00

Payment Details

Date	Amount	Type	Notes
10/24/2025	$320.00	CREDIT CARD	

Fines/Fees Details

Fine/Fee	Amount
FINES	$300.00
SUR-CHARGE	$20.00

[redacted]

Docket #	Total Fines	Restitution	Total Payments
D2500280	$320.00	$0.00	$320.00

Payment Details

Date	Amount	Type	Notes
10/5/2025	$320.00	CREDIT CARD	

Fines/Fees Details

Fine/Fee	Amount
FINES	$300.00
SUR-CHARGE	$20.00

[redacted]

Docket #	Total Fines	Restitution	Total Payments
D100429	$70.00	$0.00	$70.00

Payment Details

Date	Amount	Type	Notes
10/3/2025	$70.00	CREDIT CARD	

Fines/Fees Details

Fine/Fee	Amount
FINES	$50.00
SUR-CHARGE	$20.00

[redacted]

Docket #	Total Fines	Restitution	Total Payments
D100226	$100.00	$0.00	$70.00

Payment Details

Date	Amount	Type	Notes
10/3/2025	$70.00	CREDIT CARD	

Fines/Fees Details

Fine/Fee	Amount
COURT COSTS	$30.00
FINES	$50.00
SUR-CHARGE	$20.00

[redacted]

Docket #	Total Fines	Restitution	Total Payments
D2500286	$170.00	$0.00	$170.00

Payment Details

Date	Amount	Type	Notes
10/13/2025	$170.00	CHECK (#1552)	

Fines/Fees Details

Fine/Fee	Amount
FINES	$150.00
SUR-CHARGE	$20.00

[redacted]

Docket #	Total Fines	Restitution	Total Payments
D2500271	$170.00	$0.00	$170.00

Payment Details

Date	Amount	Type	Notes
10/1/2025	$170.00	CREDIT CARD	

Fines/Fees Details

Fine/Fee	Amount
FINES	$150.00
SUR-CHARGE	$20.00

[redacted]

Docket #	Total Fines	Restitution	Total Payments
D100003	$70.00	$0.00	$70.00

Payment Details

Date	Amount	Type	Notes
10/1/2025	$70.00	CREDIT CARD	

Fines/Fees Details

Fine/Fee	Amount
FINES	$50.00
SUR-CHARGE	$20.00

[redacted]

Docket #	Total Fines	Restitution	Total Payments
D2500296	$170.00	$0.00	$170.00

Payment Details

Date	Amount	Type	Notes
10/27/2025	$170.00	CREDIT CARD	

Fines/Fees Details

Fine/Fee	Amount
FINES	$150.00
SUR-CHARGE	$20.00

[redacted]

Docket #	Total Fines	Restitution	Total Payments
D2500207	$200.00	$0.00	$200.00

Payment Details

Date	Amount	Type	Notes
10/2/2025	$200.00	CREDIT CARD	

Fines/Fees Details

Fine/Fee	Amount
COURT COSTS	$30.00
FINES	$150.00
SUR-CHARGE	$20.00

[redacted]

Docket #	Total Fines	Restitution	Total Payments
D3184	$170.00	$0.00	$170.00

Payment Details

Date	Amount	Type	Notes
10/31/2025	$170.00	CREDIT CARD	

Fines/Fees Details

Fine/Fee	Amount
FINES	$150.00
SUR-CHARGE	$20.00

[redacted]

Docket #	Total Fines	Restitution	Total Payments
D100004	$70.00	$0.00	$70.00

Payment Details

Date	Amount	Type	Notes
10/1/2025	$70.00	CASH	

Fines/Fees Details

Fine/Fee	Amount
FINES	$50.00
SUR-CHARGE	$20.00

Fines Paid by Description

Description	Amount
ADMINISTRATIVE FEE	$0.00
BENCH WARRANT	$0.00
COMMUNITY SERVICE	$0.00
CONTEMPT	$0.00
COURT COSTS	$660.00
DEFAULT FEE	$0.00
FINE	$0.00
FINES	$7,020.00
FTA/FTP FINE	$0.00
LATE FEE	$0.00
OJW	$0.00
OVERPAYMENT	$0.00
RESTITUTION	$0.00
RESTITUTION (LOCKED)	$0.00
RETURNED PAYMENT FEE	$0.00
STATE ASSESSMENT	$0.00
SUMMONS	$0.00
SUR-CHARGE	$1,060.00
WARNING LETTER	$0.00

Total Fees	**$8,770.00**
Over Charged Amount	**$10.00**
Total Paid	**$8,780.00**

Fines Paid by Pay Method

Description	Amount
CASH	$1,550.00
CHECK	$660.00
CREDIT CARD	$6,570.00

Overpaid Cases

Case	OverPaid

Public Works Director Report

WATER/WASTEWATER

Reporting – WWTP has been back online as of 4-11-2025. A list of Lead/Copper sites has been submitted and approved by the state. Ramey Environmental has taken over all state mandated requirements.

Sampling – All testing for water and wastewater sampling is being tested by Weld County Labs. Ramey Environmental has taken over all samples as of 8-1-2025.

Water Tanks – All three water tanks are online. The North tank had a leak and has been repaired. New tank level sensors have been installed on the ground tanks along with new check valves.

Lift Stations – Baldridge lift station had both pumps replaced along with new electronics. We will have the 3rd pump rebuilt by Greeley electric and have it on the shelf if needed.

STORM WATER

- CR19 culvert replacements (5) have been completed. Ditch clearing will be done throughout the spring and winter. ROW culverts to be cleaned as well.

STREETS

- Teller & Harmony traffic light upgrade has been completed.
- Long line striping has been completed within town.
- Demo in old town has been completed.
- Post Office steps and railing have been completed.
- New street signs have been installed within Overlook. Hidden Valley is next.
- Hidden Valley striping and signs project has been completed.
- ROW mowing has been completed for 2025.
- Our mag tank sprayer conversion is scheduled to go into OJ Watson in Dec.
- Winter operations prep has begun.

Public Works Director Report

PARKS

- The second pond fountain has been installed at Blue Spruce.
- Park's mowing and leaf mulching will continue.
- Irrigation blow-outs have been completed.
- The dirt from the John Law Reservoir is currently being hauled away.
- Dead trees are being removed and replaced at our parks.
- Dog Park rehab has been completed. Waiting on a few pet obstacles to arrive.
- Karen Sumen Park play equipment rehab is 85% complete.
- All old concrete drainages have been removed at Comm Park.

Submitted on 11-4-2025, by the Public Works Director John Zacklene.

Police Chief Report

Kenneth Chavez, Chief of Police
Oct 2025

Projects Updates

- The Severance Police Department is currently fully staffed by thirteen Officers and three non-sworn personnel.

- On October 2nd, Chief Chavez and SRO Yanke attended the Weld RE-4 Safety Task Force meeting at Severance Middle School. This was the first Task Force meeting of the 2025-2026 school year.

- On October 6th thru 10th, Sgt. Arvisais attended the FBI Law Enforcement Executive Development Association (LEEDA) Command Course held at the Denver FBI Field Office.

- On October 8th, Severance Officers supported the Bike to School event held at Overlook Park. Hot chocolate was served to the kids and parents prior to a bike safety presentation provided by Chief Chavez. Then SRO Yanke led the kids to Range View Elementary through the streets.

- On October 12th, Severance Officers stopped by the Cornhole Tournament at Community Park.

- On October 13th thru 15th, Sgt. Arvisais served as a Driving Instructor at the Colorado POST Academy

- On October 21st, Sgt. Tucker, and Officers Bosick, Hill, and Mallory attended an eight-hour Intoxilyzer certification course at Timnath PD.

- On October 22nd, Chief Chavez attended a four-hour presentation, Mass Shooting Event: Lessons Learned in Firestone. Glennwood Springs PD Chief Deras gave a presentation about the 2019 Garlic Festival shooting in California where he previously served as a Captain during the incident.

- On October 24th, Severance PD SRO Yanke and CSO Weishel handed out candy to students at Range View Elementary at its Truck or Treat event.

- On October 31st, Chief Chavez attended a Judicial District 19 Crisis Response Team (CRT) presentation of a police officer involved shooting event that occurred in Greeley three weeks prior. Chief Chavez was present to learn how the CRT presents information

and evidence from a police shooting investigation to the District Attorney and Chief of Police of the involved agency.

- On October 31st, Severance PD SRO Yanke and CSO Weishel handed out candy at the Town Trick or Treat Parade at Town Hall.

<u>Community Support and Relations</u>

- Chief Chavez met with numerous key local government and law enforcement officials this month to include the following:

    - Attended the Weld County Chiefs of Police lunch meeting on October 15th
    - Attended the North Weld Co-Responder Meeting on October 27th
    - Attended a lunch meeting with Weld RE-4 Security Director Kraig Bergner on October 28th
    - Attended the Weld County Communications Board Meeting on October 29th

Police Department

CALLS FOR SERVICE

PLEASE NOTE THAT MONTHLY STATS MAY VARY DUE TO WHEN INFORMATION IS PROCESSED

October 2025

THIS MONTH'S TOTALS

Municipal Ordinance Citations	10
Traffic Tickets	73
Warnings Issued	161
TOTAL CALLS FOR SERVICE	757

YEAR TO DATE TOTALS

Municipal Ordinance Citations	144
Traffic Tickets	457
Warnings Issued	891
TOTAL CALLS FOR SERVICE	5778

Homicide	0
Aggravated Assault	1
Sex Assault	1
Domestic Violence	2
Aggravated Robbery	0
Strongarm Robbery	0
Arrests	3
Burglary	0
Motor Vehicle Theft	1
Theft From Motor Vehicle	0
Fraud / ID Theft	1
Vandalism/ Graffiti	2
Shoplifting	0
Traffic Accidents	7

IF YOU HAVE AN EMERGENCY OR NEED TO SPEAK WITH A SEVERANCE POLICE OFFICER, PLEASE CALL 911.

If you do not wish to call 911 and still need to speak with a Severance Police Officer, please call the Weld County Dispatch 970-350-9600.

TOWN OF SEVERANCE

CODE ENFORCEMENT CALLS FOR SERVICE

PLEASE NOTE THAT MONTHLY STATS MAY VARY DUE TO WHEN INFORMATION IS PROCESSED

October 2025

THIS MONTH'S TOTALS

Total Citations	0
Parking Tickets	20
Warnings Issued	33
TOTAL CALLS FOR SERVICE	107

YEAR TO DATE TOTALS

Total Citations	72
Parking Tickets	37
Warnings Issued	555
TOTAL CALLS FOR SERVICE	3677

Parking Violations	50
Snow Removal	0
Animal Complaints	49
Weed Violation/ Noxious Weeds	3
Animal Bites	3
Rubbish / Outdoor Storage	1

To report a code violation or to speak with the Community Service Officer, please call the Weld County Dispatch 970-350-9600.

IF YOU HAVE AN EMERGENCY OR NEED TO SPEAK WITH A SEVERANCE POLICE OFFICER, PLEASE CALL 911.

AGENDA ITEM SUMMARY

AGENDA ITEM	SUBMITTED BY	PRESENTED BY
Pg. 112 - Poudre Valley REA Presentation	Nicholas Wharton, Town Manager	Nicholas J. Wharton

ACTION REQUESTED	
	Presentation

BRIEF SUMMARY

Presentation from Poudre Valley REA for the Town Council to discuss.

PUBLIC SUPPORT/CONCERN

None at this time.

ANALYSIS AND RECOMMENDATION

MATERIALS SUBMITTED

The following materials were submitted and included in this packet:
None

AGENDA ITEM SUMMARY

AGENDA ITEM	SUBMITTED BY	PRESENTED BY
Pg. 113 - Water Supply Master Plan	Nicholas Wharton, Town Manager	Adam Jokerst, WestWater Research

ACTION REQUESTED

Management is asking the Council to provide feedback and comments on the Water Master Plan.	**Presentation**

BRIEF HISTORY OF ITEM

WestWater has done three previous presentations to the Citizens Advisory Board and now presenting to Town Council.

BRIEF SUMMARY

This is a presentation to the town council on the water master plan. WestWater Research will present findings on the analysis of the alternatives.

PUBLIC SUPPORT/CONCERN

None at this time.

ANALYSIS AND RECOMMENDATION

Management will take recommendations from the Town Council

MATERIALS SUBMITTED

The following materials were submitted and included in this packet:
None

AGENDA ITEM SUMMARY

AGENDA ITEM	SUBMITTED BY	PRESENTED BY
Pg. 114 - Resolution 2025-46R: A Resolution of the Town Council of the Town of Severance, Colorado, approving the amended and restated Water Service Agreement with the North Weld County Water District	Nicholas Wharton, Town Manager	Nicholas J. Wharton

ACTION REQUESTED

Management is asking Town Council to review and discuss Resolution 2025-45R A Resolution of the Town Council of the Town of Severance, Colorado, approving the amended and restated Water Service Agreement with the North Weld County Water District and take action:

Action that may be taken:

- Move to approve Resolution 2025-45R approving the amended and restated Water Service Agreement with the North Weld County Water District
- Move to approve Resolution 2025-45R with amendments
- Take no action

Attorney Approved Action Requested Resolution

BRIEF HISTORY OF ITEM

BRIEF SUMMARY

Management respectfully requests Town Council's consideration and approval of a Resolution of the Town Council of the Town of Severance, Colorado, approving the Amended and Restated Water Service Agreement (WSA) with the North Weld County Water District. This updated agreement formalizes the terms and conditions of continued water service.

PUBLIC SUPPORT/CONCERN

None at this time.

ANALYSIS AND RECOMMENDATION

MATERIALS SUBMITTED

The following materials were submitted and included in this packet:

1. Res 2025-46R Approving Amended WSA with NWCWD
2. Severance, Amended and Restated WSA

TOWN OF SEVERANCE
RESOLUTION NO. 2025-46R

A RESOLUTION OF THE TOWN COUNCIL OF THE TOWN OF SEVERANCE, COLORADO, APPROVING THE AMENDED AND RESTATED WATER SERVICE AGREEMENT WITH THE NORTH WELD COUNTY WATER DISTRICT

WHEREAS, intergovernmental agreements between political subdivisions to provide functions and services including the sharing of costs of such functions or services are specifically authorized by C.R.S. § 29-1-203(1); and

WHEREAS, the Town of Severance (the "Town") and North Weld County Water District ("NWCWD") have a longstanding relationship for the purposes of water cooperation; and

WHEREAS, the Town and NWCWD have negotiated and entered into prior agreements and amendments to facilitate the treatment and delivery of treated water;

WHEREAS, the Town wishes to enter into a new amended agreement with NWCWD to enable the Town and NWCWD to continue their relationship; and

WHEREAS, Town staff have negotiated this amendment with NWCWD in the best interest of the Town; and

WHEREAS, Section 12.03 of the Town of Severance Charter provides that "The Council may by resolution enter into contracts or agreements with other governmental… or quasi-governmental entities."; and

WHEREAS, the Severance Town Council desires to approve the Amended and Restated Water Service Agreement with the North Weld County Water District and directs Town Staff to move forward with such matter as may be advisable to implement the Amended Water Service Agreement.

NOW, THEREFORE, BE IT RESOLVED BY THE TOWN COUNCIL OF THE TOWN OF SEVERANCE, COLORADO, AS FOLLOWS:

Section 1. The attached Amended and Restated Water Services Agreement between the Town of Severance and the North Weld County Water District is hereby approved.

Section 2. The Mayor is authorized to execute this agreement on the Town's behalf.

RESOLVED AND APPROVED THIS 11TH DAY OF NOVEMBER 2025.

TOWN OF SEVERANCE, COLORADO

_____

Matthew Fries, Mayor

ATTEST

_____

Sarah Jacobsen, Town Clerk

AMENDED AND RESTATED WATER SERVICE AGREEMENT
(Town of Severance)

This Amended and Restated Water Service Agreement ("Agreement") is made and entered into effective as of _____, 20___ ("Effective Date"), by and between the North Weld County Water District, acting by and through the North Weld County Water District Enterprise ("North Weld" or "District"), and the Town of Severance ("Town"), a Colorado home-rule municipality (each a "Party" and, collectively, the "Parties).

RECITALS

WHEREAS, North Weld exists pursuant to and in accordance with the provisions of §§ 32-1-101 *et seq*., C.R.S., for the purpose of constructing, financing, operating and maintaining certain public water facilities and improvements for itself, its residents and users; and

WHEREAS, pursuant to § 32-1-1001(1)(d)(I), C.R.S., North Weld is empowered to enter into contracts and agreements affecting the affairs of North Weld; and

WHEREAS, pursuant to § 29-1-203, C.R.S., the Parties are empowered to contract to provide any function, service or facility lawfully authorized to be provided by each of the Parties; and

WHEREAS, North Weld (individually or in cooperation with others) maintains and operates a system for the treatment, storage and distribution of potable water within Weld County and Larimer County, Colorado; and

WHEREAS, the Town owns, maintains and operates a separate and independent system for the storage of and distribution of potable water to its residents and customers; and

WHEREAS, the Town and North Weld have entered into various agreements and amendments to facilitate the treatment and delivery of treated water from North Weld's system to the Town's system; and

WHEREAS, the Parties' prior agreements and amendments shall be further described and defined below; and

WHEREAS, pursuant to § 32-1-1001(1)(j), C.R.S., North Weld is empowered to fix and from time to time increase or decrease Fees and Charges for services, programs or facilities furnished by North Weld; and

WHEREAS, the Parties previously entered into the Original Agreement; and

WHEREAS, the Parties desire to amend and restate the Original Agreement in its entirety as more fully set forth below for the purpose of defining the respective rights, duties, obligations and interests of the Parties from and after the Effective Date of this Agreement.

NOW, THEREFORE, in consideration of the promises and the covenants and agreements hereinafter set forth, it is agreed by and between the Parties as follows:

ARTICLE 1
AMENDMENT AND RESTATEMENT

This Agreement amends, restates and supersedes in its entirety the Original Agreement. From and after the Effective Date, the terms and provisions of this Agreement shall exclusively govern the rights, duties and obligations of the Parties with respect to the Town's provision of treatable water to North Weld, the Town's purchase of water treatment and delivery services from North Weld, and North Weld's obligation to treat and deliver such water to the Town as provided herein. All Exhibits hereto are incorporated herein by reference.

ARTICLE 2
INTERGOVERNMENTAL AGREEMENT

It is the intention of the Parties that this Agreement, including all Exhibits hereto, shall be considered a mutually binding and enforceable agreement between the Parties pursuant to the provisions of the Colorado Constitution; §§ 32-1-101, *et seq*., C.R.S.; § 29-1-203, C.R.S.; the Local Government Land Use Enabling Act, §§ 29-20-101, *et seq*., C.R.S.; and the powers inherently granted to the Parties by the State of Colorado.

ARTICLE 3
DEFINITIONS

3.1 "**Additional Standard Plant Investment Taps**" or "**ASPIT**" shall mean the additional number of Standard Plant Investment Taps the Town shall be entitled to purchase within 30 days of on and after the Effective Date, as more particularly set forth in **Exhibit A**.

3.2 "**Agreement**" shall mean this Amended and Restated Water Service Agreement by and between North Weld and the Town.

3.3 **NOT USED**

3.4 "**Cash in Lieu of Water Fee**" shall mean the amount paid by the Town, as determined solely by North Weld in accordance with its then-current policy, as may be amended from time to time, for an allocation of 70% of an acre-foot of water (i.e., 228,000 gallons) representing the average delivery of water delivered by Northern Water for one (1) unit of contractual ownership of the waters of Northern Water.

3.5 "**CBT**" shall mean the Colorado-Big Thompson Project.

3.6 "**Commitment**" shall mean North Weld's obligation to Furnish treated water as set forth in Section 4.1 of this Agreement.

3.7 "**Conservation Plan**" shall refer to a plan created by the Town in accordance with Section 4.8 of this Agreement.

3.8 "**Cost of Service Rate Study**" shall mean a cost-of-service rate study commissioned by North Weld from an independent professional contractor specializing in rate studies, as more particularly set forth in Article 9 of this Agreement.

3.9 "**Current Standard Plant Investment Taps**" or "**CSPIT**" shall mean the number of Standard Plant Investment Taps currently owned by the Town, as more particularly described in **Exhibit A**.

3.10 "**Delivery Point**" shall mean the point(s) at which North Weld delivers treated water to the Town's system through a Master Meter, which point(s) are more particularly set forth in **Exhibit A**.

3.11 "**Delivery Pressure Range**" refers to the minimum and maximum pressures that can be expected at the Delivery Point as determined using North Weld's hydraulic model.

3.12 "**Distance Fee**" shall mean the fee per mile per Additional Standard Plant Investment Tap charged by North Weld, as more particularly set forth in **Exhibit B**.

3.13 "**District Board**" shall mean the Board of Directors of North Weld.

3.14 "**Effective Date**" shall be the date first appearing above.

3.15 "**Extraordinary Water Usage Event**" shall mean an unpredictable event of limited duration that causes unusually high water usage by the Town in excess of the Minimum Town Storage Tank Volume set forth on **Exhibit A**, for more than seventy-two (72) continuous hours, such as a water line break, unusual water demand for fire suppression, or similar unanticipated and random accidents or temporary emergencies.

3.16 "**Fees and Charges**" shall mean all fees, rates, tolls, penalties and charges imposed by North Weld, specifically including, but not limited to, Distance Fee, Plant Investment Fee, and Usage Fee, but excluding the Raw Water Surcharge.

3.17 "**Furnish**" when used with regard to the Commitment shall mean to acquire and furnish and includes all of the intermediate steps necessary to provide treated water at the Delivery Point(s) but does not include the obligation to construct localized storage, pumping, transmission or distribution facilities downstream of the Master Meter which may be constructed by the Town as part of the Town's facilities.

3.18 "**gpm**" shall mean gallons per minute.

3.19 "**Impossible**" shall mean a circumstance in which North Weld is prevented from performing under the terms and provision of this Agreement. Such a circumstance must be beyond the control of North Weld and must not be created by any actions or failures to act of North Weld.

3.20 "**Initial Town Fees and Charges**" shall mean the initial Fees and Charges charged to the Town as of the Effective Date of this Agreement as more particularly set forth on **Exhibit B**.

3.21 "**Master Meter**" shall mean the Town's master meter(s) (owned by North Weld) as more specifically set forth in **Exhibit A**.

3.22 "**Master Meter Station**" shall mean the master meter stations containing the Master Meter, as more particularly set forth in **Exhibit A**.

3.23 "**Maximum Annual Delivery Volume**" or "**Maximum ADV**" shall mean the maximum volume of treated water in MG to be delivered to the Town and is calculated as the number of the total Standard Plant Investment Taps, including ASPITs, purchased by the Town times the delivery volume of 228,000 gallons for each Standard Plant Investment Tap and as set forth in **Exhibit A**.

3.24 "**Maximum Day Demand**" shall mean the volumetric flow rate of water used during the twenty-four (24) hour period with the highest consumption during the Water Year expressed in either MGD or gpm.

3.25 "**Maximum Delivery Flow**" or "**MDF**" shall mean the maximum total flow in gpm to be delivered to the Town based on the number of total Standard Plant Investment Taps, including ASPITs, purchased (for this value, 1 Standard Plant Investment Tap is equal to 1 gpm), regardless of the number of Master Meter Stations. If the Town owns more than one Master Meter Station, North Weld may dictate the amount of flow at each Master Meter Station to meet the hydraulic needs of North Weld.

3.26 "**MG**" shall mean millions of gallons.

3.27 "**MGD**" shall mean millions of gallons per day.

3.28 "**Minimum Annual Delivery Volume" or "Minimum ADV**" is, except as provided below, the minimum volume of treated water in MG that the Town will pay for on an annual basis and is calculated as 90% of the average of the past three years of annual usage as measured at the Delivery Point, or 90% of the Maximum ADV whichever is greatest as more particularly set forth in **Exhibit A**. The initial Minimum ADV on the Effective Date shall be based on the number of CSPITs currently owned by the Town. After the Town purchases the ASPITs, the Minimum ADV shall be calculated in each future year, for five years from the date of purchase of the ASPITs, as 90% of the average of the past three years of annual usage as measured at the Delivery Point. Notwithstanding the foregoing, for ten years from the date of the Town's purchase of the ASPIT's, the Maximum ADV shall not apply to the Town's water purchase requirement. After ten years from the date of the Town's purchase of the ASPITs, the Minimum ADV shall be calculated as set forth above and the Maximum ADV will be calculated as the CSPIT plus the purchase of the ASPITs.

3.29 "**Minimum Raw Water Obligations**" shall mean one hundred ten percent (110%) of the total measured treated water usage measured at the Master Meter Station for the previous Water Year plus any anticipated increases in usage.

3.30 "**Minimum Town Storage Requirement**" shall mean the minimum volume of storage tank facilities, in MG, and will be no less than one day of the Maximum Day Demand based on the past Water Year's usage measured at the Master Meter Stations (or Delivery Points) excluding, however, water usage resulting from an Extraordinary Water Usage Event, all based upon information provided to North Weld by the Town, as, in good faith, reviewed and accepted by North Weld, all as more particularly set forth in **Exhibit A**.

3.31 "**North Weld**" shall mean the North Weld County Water District, a quasi-municipal corporation and political subdivision of the State of Colorado.

3.32 "**Northern Water**" shall mean the Northern Colorado Water Conservancy District.

3.33 "**NPIC**" shall mean the non-native water attributable to shares in the North Poudre Irrigation Company.

3.34 "**Original Agreement**" shall mean and include the following agreements and amendments:

- Water Service Agreement dated March 13, 2002, which was subsequently amended by the First Amendment to Water Service Agreement dated September 1, 2004, and effective January 1, 2004; and
- Amended and Restated Water Service Agreement dated and effective March 5, 2019, which was subsequently amended by the First Amendment to Amended and Restated Water Service Agreement dated October 25, 2021.

3.35 "**Parties**" shall mean, collectively, North Weld and the Town.

3.36 "**Peak Hour Demand**" shall mean the volumetric flow rate of water used during the 60-minute period with the highest consumption during the Water Year expressed in either MGD or gpm.

3.37 "**Plant Investment Fee**" shall mean the amount paid to North Weld for the right to receive delivery of treated water allocated to one Standard Plant Investment Tap.

3.38 "**psi**" shall mean pounds per square inch.

3.39 "**Rate of Return**" shall mean the rate charged for reimbursement for a deficit in contributions related to the use of the facilities from which the Town has benefitted but has not fully reimbursed the District.

3.40 "**Raw Water Requirement**" shall mean the annual amount of raw water provided by the Town to the District which is capable of treatment and delivery by North Weld in the amount

of one hundred ten percent (110%) of the total measured potable water usage by the Town at the Master Meter for the previous Water Year, plus any anticipated increases in the Town's use of potable water for the ensuing Water Year.

3.41 "**Raw Water Surcharge**" shall mean the additional fee charged by North Weld for use of District-owned raw water when the Town's annual usage in any Water Year exceeds the Raw Water Requirement provided to the District as more fully set forth in Section 10.2 of this Agreement.

3.42 "**Standard Plant Investment Tap**" shall mean the right to use North Weld's water system assets to deliver a maximum of 70% of 1.0 acre-foot of water (i.e., 228,000 gallons and 1 gpm on a peak flow basis).

3.43 "**Standard Water Tap**" shall mean a ¾-inch residential water tap or equivalent to which is allocated 228,000 gallons of District-treated water during each Water Year, which volume of water is based upon the historic delivery of seventy percent (70%) of an acre-foot of water for each contract unit of water from Northern Water.

3.44 "**Town**" shall mean, collectively, the Town of Severance and the Town's Water Utility Enterprise.

3.45 "**Town Enterprise**" shall mean the Water Utility Enterprise established by the Town pursuant to Section 13-2-10 of the Town of Severance Municipal Code.

3.46 "**Town Service Area**" shall mean the area described and depicted on **Exhibit C**, as hereafter modified pursuant to Section 11.1 of this Agreement.

3.47 **"Transfer"** or "**Transferred**" shall mean to provide water to North Weld for treatment and delivery by North Weld to the Town. "**Transfer**" or "**Transferred**" shall not mean the transfer, conveyance, pledge, or dedication of any rights, ownership, or contractual rights in or to water or water shares.

3.48 "**Uncontrollable Forces**" shall mean any cause beyond the control of the obligated Party, including, but not limited to, failure of facilities, flood, earthquake, storm, lightning, fire, epidemic, riot, civil disturbance, labor disturbance, sabotage, acts of terrorism, breach of construction contract by a third party or restraint by court or public authority, which by due diligence and foresight, such Party could not have reasonably been expected to avoid, and the application of land use regulations imposed upon or impacting the District by third party jurisdictions for the installation and construction of distribution system components (water pipelines, pump stations, etc.). The term "Uncontrollable Forces" shall not include the failure to make any payment required by either Party under the terms of this Agreement.

3.49 "**Usage Charge**" shall mean the amount charged by North Weld to the Town based upon the volume of potable water used by the Town and measured at the Town's Master Meter, as more particularly set forth in **Exhibit B**.

3.50 "**Water Supply**" shall include, but is not limited to, water resulting from existing water supplies, future water supply projects and development of existing and after-acquired water rights.

3.51 "**Water Year**" shall mean the period of time commencing on November 1 of each year and terminating on October 31 of the next succeeding year, which dates correspond with those established by Northern Water.

3.52 "**Wholesale Discount Rate**" shall mean the percentage applied to North Weld's retail Usage Charge to recognize North Weld's cost savings in providing water to the Town as a wholesale customer which provides its own internal water system storage tanks to meet Peak Hour Demands. The Wholesale Discount Rate shall only apply until the Cost-of-Service Rate Study is adopted and implemented. Thereafter, the Wholesale Discount Rate shall be eliminated.

3.53 "**WG**" shall mean the Windy Gap Project.

3.54 "**WSSC**" shall mean the Water Supply and Storage Company.

ARTICLE 4
TREATED WATER SUPPLY

4.1 North Weld shall Furnish, and the Town shall purchase and receive from North Weld through the Soldier Canyon Water Treatment Plant (unless otherwise determined by the District), treated water for the operation of the Town's water system in, as applicable for a given year, the Minimum Annual Delivery Volume, Maximum Annual Delivery Volume, Maximum Delivery Flow in gpm, and minimum and maximum pressures in psi, all as are more particularly set forth in **Exhibit A**. By no later than September 1 of each year, the Town will provide to North Weld estimates of its projected maximum day and average day needs for the following Water Year. The annual water parameters may be modified by written agreement of the Parties. The Town shall not provide service to users or property outside the limits of Northern Water's boundaries using water that is subject to this Agreement.

4.2 The Town agrees to purchase treated water Furnished by North Weld at its Soldier Canyon Water Treatment Plant for operation of the Town's water system up to the Maximum Annual Delivery Volume, and in no event less than the Minimum Annual Delivery Volume. Provided the Town purchases treated water up to the Maximum Annual Delivery Volume, treated water in excess of such volume may also be obtained by the Town from third party sources other than North Weld. Under no circumstance shall the Town have any right to use North Weld facilities to transmit water obtained by the Town from third party sources. The Town further agrees that if Additional Standard Plant Investment Taps are sold to the Town by the District, the Minimum Annual Delivery Volume will be adjusted as provided in Section 3.28, and the Maximum Annual Delivery Volume will be adjusted by adding 228,000 gallons per Additional Standard Plant Investment Tap.

4.3 The water to be Furnished by North Weld to the Town at the Delivery Point shall be potable water which complies with the Federal Safe Drinking Water Act and all other

applicable drinking water regulations. North Weld shall have no responsibility for maintaining the quality of water within the Town's water distribution system located downstream of the Delivery Point and the Town shall assume sole responsibility for such water quality within the Town's water distribution system located downstream of the Delivery Point. North Weld shall make arrangements for all testing necessary to ensure that the water Furnished under this Agreement complies with Federal and State drinking water standards at the Delivery Point. No promise or guarantee of pressure is made by North Weld or is to be implied from anything contained herein, except as set forth in **Exhibit A**.

4.4 North Weld's Commitment shall be limited only by the occurrence of factors which make it Impossible for North Weld to meet the Commitment.

4.5 At any time, the Town may purchase or otherwise acquire surface, raw water rights and/or other non-potable waters for Transfer to North Weld if such water rights: (i) are capable of being delivered to and treated by the water treatment system utilized by North Weld; and (ii) are usable in North Weld's water supply system. North Weld agrees to accept such water rights and, subject to the other provisions of this Agreement, including the Maximum Annual Delivery Volume of water to be Furnished to the Town, which would be adjusted if such Transfer occurred, Furnish to the Town an additional amount of treated water. In such instance, the Parties shall execute a written amendment to this Agreement. The amount of additional treated water shall be equivalent to the annual yield of the conveyed water rights, as determined by North Weld in good faith at its sole discretion based on analysis and recommendations of competent water resource professionals, using the same annual yield methodology used by North Weld in the operation and management of its own water rights and water system, less water losses due to treatment and conveyance of water through North Weld's delivery system, and other reasonable factors as may be determined by North Weld.

4.6 The minimum and maximum pressures to be provided by North Weld are set forth in **Exhibit A** and shall be satisfied at the Delivery Point(s) only. The Town shall be responsible for regulating water pressures and maintaining the potable water quality within the Town's system after the Delivery Point(s).

4.7 The Parties recognize that North Weld's Water Supply, as well as the Town's Water Supply which is Transferred by the Town to North Weld, is dependent upon natural water resources that are variable in quantity of supply from year to year. North Weld shall not be liable for inaccurately anticipating availability of North Weld's Water Supply or for an actual failure of North Weld's Water Supply due to inadequate run-off or other occurrence beyond the reasonable control of North Weld. In times of such shortage or failure, water use may be curtailed in a manner to be determined by North Weld; provided, however, that such curtailment on use shall be applied generally in a uniform manner to all North Weld wholesale and retail customers which have dedicated similarly curtailed water supply to the District, both inside and outside the Town. North Weld is not responsible for making up the yield shortfall resulting from natural causes beyond its reasonable control.

4.8 The Town has created and will continue to implement a Conservation Plan for the efficient and wise use of water throughout the Service Area. A copy of this Conservation

Plan and any future amended Conservation Plans shall be submitted to North Weld to allow North Weld to integrate the Town's Conservation Plan with any Conservation Plans adopted by North Weld. The Town's Conservation Plan shall provide for the adoption and continuance of such policies or the taking of such action as may be required of the Town as a recipient of water from North Weld by Federal and/or State law.

4.9 North Weld shall use reasonable diligence to provide a constant and uninterrupted supply of treated water except for interruption or reductions due to: (1) Uncontrollable Forces; or (2) maintenance, repair, replacement, installation of equipment, or investigation and inspection of the water system, which interruption or reductions are temporary, and in the opinion of North Weld, necessary. Except in the case of an emergency or Uncontrollable Forces, the Town will be given prompt advance written notice of such interruptions. In case of disruption due to an emergency or Uncontrollable Forces, the Town shall be provided prompt written notice after the commencement of the disruption by e-mail notice to the Town of such disruption, at the e-mail address(es) provided in accordance with Section 13.9 of this Agreement.

4.10 Neither Party shall be considered in default under this Agreement if prevented from fulfilling any obligations by reason of Uncontrollable Forces. A Party rendered unable to fulfill its obligation by reason of Uncontrollable Forces shall exercise due diligence to remove such inability with all reasonable dispatch.

ARTICLE 5
RAW WATER

5.1 Unless the raw water has been dedicated to North Weld as provided herein, the Town shall annually provide to North Weld the Raw Water Requirement for treatment and delivery by North Weld, in the amount equal to one hundred ten percent (110%) of the total measured potable water usage by the Town at the Master Meter for the previous Water Year, plus any anticipated increases in the Town's use for the ensuing Water Year. Raw water provided to North Weld shall be provided on an actual gallon basis as measured at the intake station at the Soldier Canyon Filter Plant. The requirement for the transfer of one hundred ten percent (110%) of the measured potable water usage by the Town is equal to one hundred percent (100%) of actual water usage plus an additional allowance of ten percent (10%) to cover estimated shrinkage in the volume of treated water delivered from the Soldier Canyon Filter Plant to the Delivery Point(s) at the Master Meter.

5.2 The Raw Water Requirement shall be provided from CBT, WG, NPIC, or from any other source reasonably acceptable to North Weld which is at least as usable to North Weld as CBT or WG water at North Weld's sole discretion. In addition, water provided by WSSC which is: (i) Transferred to North Weld; (ii) adjudicated for municipal usage; and (iii) capable of being treated at the Soldier Canyon Filter Plant shall be deemed acceptable to satisfy the Raw Water Requirement. In the event WSSC water is used to satisfy the Raw Water Requirement, the Town acknowledges that water shares must be Transferred into the name of North Weld. In the event the Town ceases to obtain water service from North Weld pursuant to this Agreement, North Weld shall re-Transfer to the Town the WSSC water previously

Transferred to North Weld by the Town. All fees and costs associated with the Transfer of any water by the Town to North Weld or re-Transferred by North Weld to the Town shall be paid by the Town.

5.3 North Weld shall have no obligation to acquire, rent or own any additional raw water necessary to meet the Town's Raw Water Requirement. The Town shall be solely responsible for making arrangements for the Transfer of all raw water necessary to meet the Raw Water Requirement.

5.4 In the event the Town does not provide sufficient raw water to North Weld to meet its Raw Water Requirement, North Weld shall give the Town written notice of such insufficiency, as nearly as possible at least thirty (30) days prior to the time when such additional raw water will be necessary. If, after such notice, the Town fails or refuses to provide sufficient additional raw water, North Weld may, in its sole discretion, provide such raw water as more fully provided in Section 10.2, below.

ARTICLE 6
NORTH WELD FACILITIES

6.1 North Weld shall be responsible to take such actions and make such connections between the Town's system and North Weld's system as are necessary to enable North Weld to supply water service to the Town as provided in this Agreement. The Town shall reimburse North Weld for all reasonable costs and expenses related thereto. Prior to North Weld incurring expenses that are subject to reimbursement by the Town, the Town shall be consulted and approve such expenses in writing, which approval shall not be unreasonably withheld.

6.2 North Weld has installed and will maintain the necessary metering equipment and Master Meter Station(s). North Weld has designed the Master Meter Station(s) and flow control devices, in accordance with the specifications of North Weld. The Town shall reimburse North Weld for all reasonable costs and expenses, including, but not limited to, design, location, construction and installation costs and expenses associated with all equipment and vault(s) replaced or added after the date of this Agreement at the Delivery Point that benefit the Town and are required for North Weld to satisfy the terms of this Agreement. The Town shall be consulted and shall approve the design, location and expenses for said equipment and vault(s) in writing, which approval shall not be unreasonably withheld. North Weld acknowledges receipt of payment or reimbursement by the Town for all equipment and Master Meter Stations installed by North Weld for the Town as of the Effective Date of this Agreement.

6.3 North Weld has installed, owns, operates and will maintain flow-restricting device(s) at the existing Master Meter Station. Said device(s) shall be capable of controlling the flow rate to the Town within the rates provided on **Exhibit A**. The Town may be responsible for charges based on deliveries at flow rates greater than the flow rates stated in this Agreement.

6.4 North Weld shall own and maintain North Weld's water system, including any interconnection facilities, water line, pump station and treatment plant facilities necessary to serve the Town as required by this Agreement, up to the outlet valve on the Town's side of the Master Meter Station. North Weld shall own the Master Meter, the Master Meter Station, and flow and pressure control facilities, which shall be managed, administered, operated and maintained exclusively by North Weld. For the purpose of determining operations and maintenance responsibility, the Town shall be responsible for all maintenance and operations from the outlet valve on the Town's side of the Master Meter Station.

ARTICLE 7
TOWN FACILITIES

7.1 As of the Effective Date, the Town is served through facilities installed, operated and owned by North Weld. The Town has previously installed at its expense the Master Meter Station. The Master Meter Station is located at the location generally described on **Exhibit A**. Any future Master Meter Stations deemed appropriate and necessary by the Town and North Weld shall be installed in accordance with Article 6 at the sole expense of the Town. If the Town determines it is necessary to install any additional Master Meter Stations, and after consulting with North Weld and obtaining approval by North Weld, before any such additional Master Meter Station is installed, the Parties intend to amend the Exhibits to this agreement to allocate the number of Standard Plant Investment Taps in use by the Town to each Master Meter Station.

7.2 The Town owns and will continue to be responsible for construction, operation and maintenance of its distribution lines and other system facilities on the Town's side of the Delivery Point. The Town shall undertake all proper steps to prevent connections to the Town's water system which would in any way permit water produced in or by the Town to enter North Weld's distribution system by back-flow, back-pressure or otherwise, so as to prevent the quality of water in North Weld's transmission system from being affected by water produced in or by the Town.

7.3 North Weld will deliver water in accordance with the parameters set forth in **Exhibit A**. The Town agrees that it will maintain water storage tanks on the Town's side of the Delivery Point to meet the volume requirements between the Maximum Day Demand and Peak Hour Demand, and shall use water from its storage tanks to meet such volume requirements between the Maximum Day Demand and Peak Hour Demand. The minimum volume of such storage tank facilities will be no less than one day of the past Water Year's Maximum Day Demand as measured at the Delivery Point excluding, however, water usage resulting from an Extraordinary Water Usage Event. North Weld shall be permitted to change the Usage Charge by adjusting the Wholesale Discount Rate applied to North Weld's retail Usage Charge if the Town fails to maintain the minimum tank volume and, within two (2) years of written notice from the District to the Town concerning such failure, fails to construct and operate additional storage tank facilities sufficient to maintain the required minimum tank volume. In the event the Town fails to use water tank storage supply to meet volume requirements between the Maximum Day Demand and Peak Hour Demand, the District shall notify the Town of its failure, and after conferral between the Town and the District, the

District shall give the Town reasonable time, but not more than 30 days, to cure the failure. If the Town does not cure the failure, the District may impose such published fines and penalties on the Town for failure to use water tank storage supply to meet volume requirements between the Maximum Day Demand and Peak Hour Demand.

7.4 The Town shall maintain its facilities in good repair at all times and to make such replacements as may be necessary to keep the facilities in proper operating condition at all times.

7.5 Subject to the minimum pressure and minimum supply provisions of this Agreement, the Town agrees that it will, at all times, operate its water distribution system so as not to unreasonably interfere with service to others dependent upon North Weld for a supply of water. Specifically, the Town agrees that it will operate its facilities, especially any pumping or storage facilities, in coordination with operation of District facilities and will install and use such devices, including telemetry, as are necessary to effectuate such coordination; provided, however, that the Town shall not be required to pay for the installation of any physical changes to its water distribution system required only to benefit others outside the Service Area.

ARTICLE 8
MASTER METER

8.1 North Weld shall read the Master Meter at monthly intervals, under its own meter reading schedule. If requested by the Town, North Weld shall give the Town notice of any master meter reading and allow a Town representative to be present and observe.

8.2 Once every five (5) years, North Weld shall test and calibrate the Master Meter at North Weld's cost. At any time, upon the Town's written request, North Weld shall make or cause to be made a special meter test at the Town's cost. North Weld shall notify the Town in advance of any master meter test and allow a Town representative to be present. North Weld shall promptly provide a copy of all Master Meter test results to the Town at no cost.

8.3 The Master Meter shall be tested and read pursuant to American Water Works Association standards. If a test of any Master Meter determines that the reads for the Master Meter are inaccurate, the Master Meter reading shall be corrected from the beginning of the monthly billing period immediately preceding the billing period during which the tests are made in accordance with the percentage of inaccuracy found by such tests, provided that no correction shall be made for a longer period than such inaccuracy may be determined by North Weld to have existed.

8.4 If any Master Meter fails to register for any period, the Town and North Weld shall agree to the amount of water Furnished during such period and North Weld shall render a bill to the Town therefor. If no agreement can be reached by the Parties, the billing shall be based upon historical usage data.

8.5 If at any time the Town desires to change the location of any Master Meter Station or install any additional Master Meter Stations, North Weld will attempt to accommodate such request if, in the sole and reasonable opinion of North Weld, such relocation or installation of any additional Master Meter Stations will not detrimentally affect North Weld's water system in any manner. The Town shall be responsible for any and all costs and expenses associated with the relocation or installation of any additional Master Meter Stations, of any type or kind, thereof.

ARTICLE 9
FEES AND CHARGES

9.1 For the use of treated water provided by North Weld hereunder, the Town shall pay North Weld all Fees and Charges imposed by North Weld at the then-current rates reflected in North Weld's current fee schedule, including Rate of Return Fees established by the District. Fees and Charges may be adjusted by North Weld at any time pursuant to Colorado law and as provided in this Agreement. Currently, the Town receives a Wholesale Discount Rate for Fees and Charges, as more particularly set forth in **Exhibit B**. The Wholesale Discount Rate shall remain in effect until North Weld completes a Cost-of-Service Rate Study. Adoption by the North Weld Board of the Cost-of-Service Rate Study shall establish the Fees and Charges to be charged for water service to the Town as of the date of the Cost-of-Service Rate Study, at which time the Wholesale Discount Rate shall be eliminated. The Cost-of-Service Rate Study shall establish, as of the time of adoption, the new schedule of Fees and Charges imposed by North Weld for water service to the Town, which Fees and Charges may be adjusted thereafter in accordance with this Agreement and Colorado law and as more particularly set forth in this Article 9.

9.2 The Parties acknowledge and agree that North Weld will adopt water service Fees and Charges sufficient to totally and fully reimburse North Weld for all costs of Furnishing water under this Agreement, including, but not limited to, recovered return on investment, in accordance with the then-current fee Cost-of-Service Rate Study as thereafter set forth in a resolution, as may be revised and adopted by North Weld Board from time to time. The Parties agree that the duration of this Agreement is such that the passage of time will require changes in the Fees and Charges to be made for the provision and use of water hereunder.

9.3 At least thirty (30) days prior to consideration adoption of revised Fees and Charges based on a Cost-of-Service Rate Study, North Weld will provide to the Town a copy of the Cost-of-Service Rate Study upon which North Weld desires to base its updated Fees and Charges.

9.4 North Weld shall provide written notice to the Town when it is anticipated that the Fees and Charges will change or any projected operation, maintenance or capital improvement cost will affect the Fees and Charges to be paid by the Town provided that:

a. North Weld shall notify the Town at least thirty (30) days prior to District Board meeting at which: (i) North Weld Board considers a proposal for an

increase in Fees and Charges; and (ii) prior to scheduling any formal action by North Weld Board with respect to such proposal to increase Fees and Charges. The Parties acknowledge that North Weld Board meetings referenced in this subsection 9.4.a. may be one in the same.

b. North Weld shall notify the Town of new Fees and Charges within ten (10) days after North Weld Board has adopted them.

c. The new Fees and Charges shall not become effective sooner than the first day of the Town's next annual fiscal year after they have been adopted by North Weld Board.

9.5 The Parties recognize that it is the intent of the Plant Investment Fee to defray a portion of the costs incurred by North Weld to supply treated water to the Town. So long as the Town's demand stays within the Maximum Annual Delivery Volume or Maximum Delivery Flow specified on **Exhibit A**, no additional Plant Investment Fees will be required from the Town. Notwithstanding, and for the avoidance of doubt, North Weld shall only be entitled to additional Plant Investment Fees when the Town purchases ASPITs.

9.6 Should the Town request additional demand above the Maximum Annual Delivery Volume or Maximum Delivery Flow as calculated pursuant to this Agreement, after the Town's purchase of the ASPITs set forth in **Exhibit A**, the Town shall make written request to North Weld for such additional potable water service. Upon receipt of the Town's written request, North Weld shall have sixty (60) days within which to determine whether it is willing to provide such additional potable water service and the terms upon which it is to be supplied, and shall provide written notice of its determination within a reasonable time thereafter. Any approval to provide additional potable water services shall be at the sole discretion of the Board of Directors of North Weld. Under no circumstances shall the District be obligated to sell any additional plant investments not considered ASPITs set forth in **Exhibit A** to the Town outside the requirements of this Agreement. If North Weld agrees to provide such additional potable water service, the Parties shall execute a written acknowledgment of the purchase and payment shall be in the form of the purchase of ASPITs, and enter into an amendment to this Agreement.

9.7 Billing for each month shall be made on or about the last day of the month and payment shall be due thirty (30) days thereafter. If the Town disputes any portion of the bill, the Town shall provide written notice to North Weld on or before forty-five (45) days of receipt of the bill. If the Town refuses or fails to pay the undisputed portion of a bill by the due date, North Weld may discontinue delivery of potable water hereunder upon ninety (90) days' written notice to the Town of its intention to do so.

9.8 The Town agrees that Fees and Charges for water service provided under this Agreement shall be governed by the provisions of this Agreement, except that North Weld shall be required to comply with all State and Federal laws and regulations.

ARTICLE 10
RAW WATER EXPENSES

10.1 In addition to payment of the Fees and Charges, the Town shall pay for all costs associated with acquisition of raw water by the Town and temporary Transfer of the same to North Weld, and any periodic charges or assessments related to such raw water. To the extent required, upon conferral between the Parties and agreement of the Town in writing, the Town shall pay the agreed-upon costs and/or expenses involved in changing North Weld's operations to facilitate use of the Town's raw water from a provider other than Northern Water.

10.2 On the condition that North Weld provided the requisite notice and opportunity to provide additional raw water as set forth in Section 5.4, above, the Town shall pay a Raw Water Surcharge as determined by North Weld for any potable water Furnished to the Town for which North Weld provided raw water to meet the Town's Minimum Raw Water Obligation during a Water Year. Such Raw Water Surcharge shall constitute a surcharge to the Town in addition to the Fees and Charges and shall be for the purpose of compensating North Weld for the use of North Weld's raw water to satisfy the Town's Minimum Raw Water Obligation. The Raw Water Surcharge is due, if at all, thirty (30) days after the end of the Water Year. The Raw Water Surcharge shall be an amount equal to ten percent (10%) of North Weld's then applicable Cash in Lieu of Water Fee. North Weld shall promptly notify the Town of any change in the determination of such charge.

For the purpose of illustrating the manner in which the Raw Water Surcharge is computed and using the Cash in Lieu of Water Fee in effect as of January 1, 2021, which amount is $58,000.00, and which amount will be modified from time to time, the following example is provided:

> Raw Water Surcharge = water used by the Town in excess of the Raw Water Requirement provided by the Town divided by (228,000)[1] x [(Cash in Lieu of Water Fee x 10%)]
>
> Surcharge= [2] 8,000,000 / 228,000 x [([3] $58,000.00 x 10%)]
> Surcharge= 35.08772 x $5,800.00
> Surcharge= $203,508.78

[1] Average CBT delivery rate.
[2] Fictional amount of 8 million gallons.
[3] Assume Cash in Lieu of Water Fee in the amount of $58,000 for a unit of raw water for a 3/4" tap.

ARTICLE 11
TOWN SERVICE AREA

11.1 The Town Service Area shall consist of the real property identified on the map set forth in **Exhibit C**, as may be modified by the Parties as set forth herein.

a. Annexation of Property Not Served By North Weld and Not Within North Weld's Boundaries. If property not located within the Town Service Area seeks annexation to the Town, the Town shall notify North Weld in writing of the filing of the petition for annexation. If, at the time the petition for annexation is filed, the property seeking annexation is not then receiving water service from North Weld and such property is not included within the boundaries of North Weld, the Town may annex the property and provide water service to the property with no further action required by North Weld. In such instance, within thirty (30) days of the effective date of the annexation, the Town shall provide to the District an updated map of the Town Service Area depicting the then-current Town Service Area plus the annexed property. The updated map shall automatically replace the map of the Town Service Area set forth in **Exhibit C** hereof with no formal action required by the Parties. The Town's failure to provide the map shall not constitute a breach of this Agreement nor diminish North Weld's obligation to provide potable water, as provided in this Agreement, to the Town for delivery to its Service Area.

b. Annexation of Property Not Served by North Weld But Within North Weld's Boundaries. If property not located within the Town Service Area seeks annexation to the Town, the Town shall notify North Weld in writing of the filing of the petition for annexation. If, at the time the petition for annexation is filed, the property seeking annexation is not then receiving water service from North Weld but such property is included within the boundaries of North Weld, the Town shall require the property owner to file a petition to exclude the property from North Weld pursuant to § 32-1-501, C.R.S., prior to receiving water service from the Town. North Weld agrees to consider such petition to exclude in good faith, and will consider the factors in § 32-1-501, C.R.S., in determining whether to grant the petition, or to deny the petition and continue as the water service provider. Within thirty (30) days of the effective date of the annexation, the Town shall provide to the District an updated map of the Town Service Area depicting the then-current Town Service Area plus the annexed property. The updated map shall automatically replace the map of the Town Service Area set forth in **Exhibit C** hereof with no formal action required by the Parties. The Town's failure to provide the map shall not constitute a breach of this Agreement nor diminish North Weld's obligation to provide potable water, as provided in this Agreement, to the Town for delivery to its Service Area.

c. Annexation of Property Served by North Weld. If property not located within the Town Service Area seeks annexation to the Town, the Town shall notify North Weld in writing of the filing of the petition for annexation. If, at the time the petition for annexation is filed, the property seeking annexation is then receiving water service from North Weld, the Town shall not provide water service to the annexing property unless and until the requirements set forth in Section 11.3 of this Agreement are met in full. Upon full satisfaction of the requirements set forth in Section 11.2 of this Agreement, the Town shall require the owner of the property proposed for annexation to file a petition to exclude from North Weld pursuant to § 32-1-501, C.R.S., and to disconnect from North Weld's system in accordance with Section 11.3 of this Agreement, prior to receiving water service from the Town. North Weld agrees

to consider such petition to exclude in good faith, and will consider the factors in § 32-1-501, C.R.S., in determining whether to grant the petition, or to deny the petition and continue as the water service provider. North Weld agrees, subject to the District Board's legislative authority, to approve the request for exclusion. Within thirty (30) days of the effective date of the annexation, the Town shall provide to the District an updated map of the Town Service Area depicting the then-current Town Service Area plus the annexed property. The updated map shall automatically replace the map of the Town Service Area set forth in **Exhibit C** hereof with no formal action required by the Parties. The Town's failure to provide the map shall not constitute a breach of this Agreement nor diminish North Weld's obligation to provide potable water, as provided in this Agreement, to the Town for delivery to its Service Area.

d. Map of Town Service Area. By December 31 of each year, the Town shall provide North Weld with an updated map depicting the then-current Town Service Area including all annexations which occurred during the year. The map shall automatically replace the map of the Town Service Area set forth in **Exhibit C** hereof with no formal action required by the Parties. The Town's failure to provide the map shall not constitute a breach of this Agreement nor diminish North Weld's obligation to provide potable water, as provided in this Agreement, to the Town for delivery to its Service Area.

11.2 Property Within Town Service Area Not Served by Town. It is understood and agreed that the Town shall have the responsibility for serving new water service customers within the Town Service Area and that North Weld will not serve customers within the Town Service Area without the express written consent of the Town and under the terms and conditions set forth herein.

a. The Parties intend and agree that new water service customers within the Town Service Area shall first be required to make application to the Town for service. North Weld has and will continue to refer any requests that it receives for water service within the Town Service Area to the Town.

b. As to any new water taps applied for within the Town Service Area that can be serviced by the Town, the Town agrees to provide such service and receive payment for such service in accordance with all fees and charges imposed by the Town for the taps as if the taps were within the Town limits.

c. It is further understood and agreed that at the time an application for new service is made, there may be certain areas within the Town Service Area that cannot be served by the Town. In such event, after the Town has declined to provide service to the property in question, the property owner may request service from North Weld which may, in its sole discretion, grant or deny the request to provide service to that applicant.

In the event North Weld elects to provide service to an applicant within the Town Service Area after the Town has declined to provide such service, such service shall be provided only upon the following requirements being fulfilled by the applicant:

i. Payment of all fees and charges and/or dedication of raw water as may be required by North Weld.

ii. Written assurance from the applicant that at such time as North Weld receives notice from the Town that it is prepared to serve the applicant, the applicant will voluntarily connect to and pay all costs of connecting to the Town's system and disconnecting from North Weld's system pursuant to Section 11.3 of this Agreement.

iii. If the property seeking service is not located within North Weld's boundaries, the applicant shall petition North Weld for inclusion into its boundaries in accordance with §§ 32-1-401, *et seq*., C.R.S.

11.3. Disconnection from North Weld's Water System.

a. Any customer desiring to disconnect from North Weld's system shall make a request in writing to North Weld. North Weld agrees to consider such request in good faith. North Weld will determine what impact, if any, the disconnection will have on the remainder of North Weld's system. Any customer disconnecting from North Weld's system shall pay all fees and costs associated with North Weld's review of the request for disconnection, shall pay all fees and costs associated with infrastructure changes necessary to accommodate the disconnection, and shall pay all fees and charges associated with the disconnection.

b. At such time as a customer's transfer from North Weld's system to the Town's system has been accomplished, the Town shall be credited with one Standard Plant Investment Tap, which shall include the Raw Water Requirement associated with the Standard Plant Investment Tap and shall not be count against any new taps that Town may otherwise be entitled to purchase. In the event the tap size exceeds a Standard Water Tap, any increase in size will result in a credit of the tap count in proportion to the increased tap size. For tap sizes above a Standard Water Tap size, the District agrees to transfer the appropriate ASPITs and the water allocation that is equivalent to the current allocations at that tap at the time of the transfer.

c. The Parties acknowledge and agree that at the time of a transfer of a tap within the Town Service Area from North Weld's system to the Town's system, the Town shall be required, to the extent those fees were not already recovered from the party seeking disconnection, to fairly compensate North Weld for services and facilities, at the depreciated value, taken over by the Town from North Weld and/or abandoned by North Weld, including, but not limited to, any costs incurred by North Weld to modify its system for the disconnection. Nothing in this Agreement shall be interpreted as preventing the Town from collecting any such compensation from third

parties through separate agreements, including, but not limited to, annexation agreements or subdivision improvement agreements.

11.4 North Weld's Water Service Outside Town Service Area. North Weld shall have the unrestricted right to issue water taps and serve customers anywhere outside the Town Service Area. The Town agrees that it shall not request or seek transfer of water service to any customers located outside the Town Service Area subsequent to the Effective Date of this Agreement, including the assertion of any such right under § 32-1-502, C.R.S., or otherwise, unless the Town Service Area is modified pursuant to Section 11.1 to include property owned by such customers. Except as set forth in this Article 11, North Weld shall have the unrestricted right to issue water taps and provide water service to customers applying to North Weld for water service.

ARTICLE 12
TERM

12.1 This Agreement shall be effective on the Effective Date set forth above and remain in effect until twenty-five (25) years from the Effective Date ("Original Term"), and shall automatically renew for an additional twenty-five (25) year term ("Renewal Term"), unless otherwise terminated pursuant to this Article 12.

12.2 Except as set forth in Section 9.7, above, with respect to non-payment for water service, if either Party fails to perform in accordance with the terms, covenants and conditions of this Agreement, or is otherwise in default of any of the terms of this Agreement, the non-defaulting Party shall deliver written notice to the defaulting Party of the default, at the address specified herein, and the defaulting Party will have six (6) months from and after receipt of the notice to cure the default. If any default under this Agreement is not cured as described above, the non-defaulting Party will, in addition to any other legal or equitable remedy, have the right to terminate this Agreement and enforce the defaulting Party's obligations pursuant to this Agreement by an action for injunction or specific performance. Notwithstanding the foregoing, if this Agreement is terminated by North Weld due to a material breach by the Town for reasons other than non-payment for water service, North Weld will not cease water service to the Town until after ten (10) years from the written date of notice of the breach.

12.3 None of the remedies provided for under this Agreement need to be exhausted or exercised as a prerequisite to either Party's pursuit of further relief to which it may be entitled. Either Party hereto may also seek specific performance of this Agreement and specific performance shall not be considered to be an election of the only available remedy.

12.4 In the event the Town wishes to terminate this Agreement during the Original Term or a Renewal Term, it shall provide written notice to North Weld of its intent at least twenty (20) years prior to the intended date of termination in accordance with the notice provisions of this Agreement. Upon the giving of such notice, this Agreement shall terminate twenty (20) years thereafter. During this twenty (20) year period, the Town shall be obligated to take and pay for, or in the alternative, pay for the Minimum Annual Delivery Volume of water set forth on **Exhibit A** computed in accordance with the formula set forth therein.

Nothing herein shall be construed as limiting the Town's right to take and pay for an amount of water in excess of the amount determined during the twenty (20) year period, subject only to the peak demand limitations otherwise set forth in this Agreement. If the Town has transferred any water rights to North Weld for purposes of this Agreement, North Weld shall, upon termination, re-Transfer such water rights to the Town.

12.5 The Parties acknowledge and agree that, prior to the Effective Date, North Weld was required to finance, construct, install and/or otherwise enhance water infrastructure necessary to provide water service to the Town. Further, in order to do so, North Weld incurred and/or entered into financial obligations, including, but not limited to, revenues bonds, associated therewith, which financial obligations were in addition to those improvements otherwise financed with the Plant Investment Fees. As such, if the Town elects to disconnect any or all of its system from North Weld's system and to no longer receive water service from North Weld, in the event there are any outstanding financial obligations of North Weld related to the facilities necessary to serve the Town, the Town shall remain responsible for its proportionate share of the outstanding obligations, including any refinancing or refundings thereof, until those obligations are paid in full. For the avoidance of doubt, this section does not require payment for the types of disconnections contemplated in Article 11.

ARTICLE 13
MISCELLANEOUS PROVISIONS

13.1 Rules and Regulations. The Town agrees to adopt and enforce within the Town Service Area rules and regulations reasonably compatible with those of North Weld related to the delivery and use of potable water. The Town agrees to abide by all fees and charges pursuant to the terms of this Agreement, and the Town agrees to abide by the rules and regulations of North Weld, copies of which North Weld shall provide to the Town any time such rules and regulations are adopted, revised, updated, or amended

13.2 Easements. The Town agrees to work in good faith to obtain and provide, at no cost to North Weld, any easements needed for North Weld to provide water to the Town at a Delivery Point other than the Delivery Point existing on the Effective Date of this Agreement and set forth on **Exhibit A**.

13.3 Independent Systems. The Parties agree that each Party owns its own water distribution system and each is a separate and independent system from the other. Each Party shall obtain and maintain throughout the term of this Agreement insurance in the type and amounts standard for such systems in Colorado.

13.4 No Vested or Future Rights. Except as other provided herein, neither Party hereto shall, by reason of this Agreement, or the use of water thereunder, or otherwise, acquire vested or adverse right or future right, in law or equity, in the water rights owned by the other Party.

13.5 Entire Agreement / Prior Agreements. All prior agreements between the Parties with respect to the provision of water service are hereby terminated and determined to be null

and void as of the Effective Date of this Agreement. The Town and North Weld agree that this Agreement shall be construed and enforced as the fully integrated expression of their contract with respect to the matters addressed herein. No express or implied covenants not specifically set forth shall be deemed to be a part of this Agreement. The Parties expressly agree that no representations other than those specifically set forth in this Agreement have been relied upon by either Party to induce it to enter into this Agreement. Unless otherwise provided herein, this Agreement may not be modified except by a writing executed by both Parties.

13.6 Prevailing Party; Venue. The Parties agree that, in addition to any other remedies afforded by law or in equity, the provisions of this Agreement may be specifically enforced in a Court of competent jurisdiction and, in any judicial action, the non-prevailing party, to the extent permitted by law, agrees to pay all costs of such action as actually incurred by the prevailing party, including attorneys' fees. Venue for any legal action shall be in District Court of Weld County, State of Colorado.

13.7 No Waiver. No waiver of any of the provisions of this Agreement shall be deemed to constitute a waiver of any other of the provisions of this Agreement, nor shall such waiver constitute a continuing waiver unless otherwise expressly provided in this Agreement, nor shall the waiver of any default be deemed a waiver of any subsequent default.

13.8 Assignment. Neither Party shall assign this Agreement or parts thereof, or its respective duties, without the express written consent of the other Party. Any attempted assignment of this Agreement in whole or in part with respect to which the other Party has not consented, in writing, shall be null and void and of no effect whatsoever. Notwithstanding the foregoing, the Parties hereto expressly agree that should North Weld create a water activity enterprise pursuant to and in accordance with §§ 37-45.1-101, *et seq*., C.R.S., North Weld may elect to assign this Agreement to the water activity enterprise and no further consent, written or otherwise, of the Town shall be required.

13.9 Notices. Any notice or communication required under this Agreement must be in writing, and may be given personally, sent via nationally recognized overnight carrier service, by registered or certified mail, return receipt requested, or by electronic mail delivery. If given by registered or certified mail, the same will be deemed to have been given and received on the first to occur of: (i) actual receipt by any of the addressees designated below as the Party to whom notices are to be sent; or (ii) three days after a registered or certified letter containing such notice, properly addressed, with postage prepaid, is deposited in the United States mail. If personally delivered or sent via nationally recognized overnight carrier service, a notice will be deemed to have been given and received on the first to occur of: (i) one business day after being deposited with a nationally recognized overnight air courier service; or (ii) delivery to the Party to whom it is addressed. If sent by electronic mail, the notice will be deemed to have been given and received on the date the Party delivering the notice receives a "read receipt notice" from the intended recipient or the intended recipient otherwise, explicitly or implicitly, acknowledges receipt of the electronic mail. Any Party hereto may at any time, by giving written notice to the other Party hereto as provided in this Section 20 of this Agreement, designate additional persons to whom notices or communications will be given, and designate any other address in substitution of the

address to which such notice or communication will be given. Such notices or communications will be given to the Parties at their addresses set forth below:

District:	North Weld County Water District P.O. Box 56 32825 Weld County Road 39 Lucerne, CO 80646 Attention: Eric Reckentine, District Manager Phone: (970) 356-3020 Email: ericr@nwcwd.org
With a Copy to:	WHITE BEAR ANKELE TANAKA & WALDRON 2154 E. Commons Ave., Suite 2000 Centennial, CO 80122 Attention: Zachary P. White, Esq. Phone: (303) 858-1800 E-mail: zwhite@wbapc.com
With an Additional Copy to:	Lyons Gaddis Kahn Hall Jeffers Dworak & Grant, PC Post Office Box 978 Longmont, CO 80502-0978 Attention: Scott E. Holwick Phone: (303) 776-9900 Email: sholwick@lyonsgaddis.com
Town:	Town of Severance P.O. Box 339 3 South Timber Ridge Pkwy. Severance, CO 80546 Attention: Nicholas Wharton, Town Manager Phone: (970) 686-1218 Email: nwharton@townofseverance.org
With a Copy to:	Wilson Williams Fellman Dittman LLP 1314 Main St. Louisville, CO 80027 Attention: Geoff Wilson Phone: (303) 330-8905 Email: Geoff@WWFDlaw.com

13.10 Good Faith. In the performance of this Agreement, or in considering any requested approval, acceptance, consent, or extension of time, the Parties agree that each will act in good faith and will not act unreasonably, arbitrarily, capriciously, or unreasonably withhold, condition, or delay any approval, acceptance, consent, or extension of time required or requested pursuant to this Agreement.

13.11 Party Review. This Agreement shall not be construed more strictly against one Party than against the other merely by virtue of the fact that it may have been prepared by counsel for one of the Parties, it being acknowledged that each Party has contributed to the preparation of this Agreement.

13.12 Binding Effect. Except with respect to the limitation on assignments, this Agreement shall inure to and be binding on the successors and assigns of the Parties hereto.

13.13 Severability Clause. If any portion of this Agreement is declared by any court of competent jurisdiction to be invalid, void or unenforceable, such decision shall not affect the validity of any other portion of this Agreement which shall remain in full force and effect, the intention being that such portions are severable. In addition, in lieu of such void or unenforceable provision, there shall automatically be added as part of this Agreement a provision similar in terms to such illegal, invalid or unenforceable provision so that the resulting reformed provision is legal, valid and enforceable.

13.14 Not Used.

13.15 Governmental Immunity. Nothing in this Agreement shall be construed to waive, limit, or otherwise modify, in whole or in part, any governmental immunity that may be available by law to North Weld or the Town, their respective officials, employees, contractors, or agents, or any other person acting on behalf of North Weld or the Town and, in particular, governmental immunity afforded or available to North Weld or the Town pursuant to the Colorado Governmental Immunity Act, §§ 24-10-101, *et seq*., C.R.S.

13.16 Not Exclusive. On the condition that the Town accepts and pays for the Maximum Annual Delivery Volume from North Weld, the Town may and shall hereinafter be entitled at all times to obtain potable water from any other water provider or any other source. Under no circumstance shall the Town have any right to use North Weld facilities to transfer water obtained by the Town from third party sources.

13.17 Counterpart Execution. This Agreement may be executed in several counterparts, each of which may be deemed an original, but all of which together shall constitute one and the same instrument. Executed copies hereof may be delivered by facsimile or email of a PDF document, and, upon receipt, shall be deemed originals and binding upon the signatories hereto, and shall have the full force and effect of the original for all purposes, including the rules of evidence applicable to court proceedings.

[*Remainder of Page Intentionally Blank. Signature Pages to Follow*.]

IN WITNESS WHEREOF, the Parties have executed this Agreement on the date first above written. By the signature of its representative below, each Party affirms that it has taken all necessary action to authorize said representative to execute this Agreement.

NORTH WELD:
NORTH WELD COUNTY WATER DISTRICT, a quasi-municipal corporation and political subdivision of the State of Colorado

_____
Officer of North Weld

ATTEST:

_____

APPROVED AS TO FORM:

WHITE BEAR ANKELE TANAKA & WALDRON
Attorneys at Law

_____
General Counsel for North Weld

North Weld County Water District's Signature Page to Amended and Restated Water Service Agreement with Town of Severance, Colorado, dated _____, 202__

TOWN:
TOWN OF SEVERANCE, a municipal corporation acting by and through its Water Activity Enterprise

_____
Matthew Fries, Mayor

ATTEST:

_____
Sarah Jacobsen, Town Clerk

Town of Severance's Signature Page to Amended and Restated Water Service Agreement with North Weld County Water District, dated _____, 202__

EXHIBIT A
SUMMARY OF DELIVERY POINT(S) AND AGREEMENT TERMS

SUMMARY OF DELIVERY POINT(S)

Master Meter Name	General Location
Master Meter Station #1 (MM#1)	37505 County Road 21
Master Meter Station #2 (MM#2)	10007 County Road 72
Emergency Master Meter Station (only used during emergencies)	11850 County Road 74

SUMMARY OF AGREEMENT TERMS

Water Parameter	Value
Plant Investment Tap Summary	
Current Plant Investment Taps (CSPIT)	1,040
Additional Plant Investment Taps to be Purchased (ASPIT)	120
Total Plant Investment Taps to be Purchased (TSPIT)[1]	1,160
Delivery Summary	
Maximum Annual Delivery Volume (Maximum ADV)[2]	264.5 MG
Maximum Delivery Flow (MDF)[3]	1,160 GPM
Maximum Delivery Flow at MM#1 (MDF at MM#1)[4]	850 GPM
Delivery Pressure Range at MM#1[5]	50-100 PSI
Maximum Delivery Flow at MM#2 (MDF at MM#2)	1,160 GPM
Delivery Pressure Range at MM#2	80-130 PSI
Maximum Simultaneous Delivery Flow at MM#1 +MM#2	1,160 GPM
Maximum Delivery Flow at Emergency Interconnect	1,550 GPM
Delivery Pressure Range at Emergency Interconnect	80-130 PSI
Minimum Annual Delivery Volume[6]	
2022 Annual Volume	234 MG
2023 Annual Volume	198 MG
2024 Annual Volume	221 MG
Minimum Annual Delivery Volume (Minimum ADV) MG minimum (90% of Max ADV) before purchase of ASPITs (CSPIT)	213 MG
Minimum Annual Delivery Volume (Minimum ADV) MG minimum (90% of Max ADV) after purchase of ASPITs	238 MG

[1] TSPIT=CSPIT+ASPIT;
[2] Maximum ADV = (TSPIT); (228 kgal per TSPIT) = 264.5 MG
[3] MDF = (TSPIT) (1 GPM per TSPIT) = 1,160 GPM
[4] MDF at MM#1 = 850 GPM based on a maximum delivery velocity of 10 feet per second.
[5] Pressure range is based on NWCWD's hydraulic model.
[6] Minimum ADV see paragraph 3.28

Minimum Town Storage Requirement[7]	1.1 MG

EXHIBIT B

INITIAL TOWN FEES AND CHARGES

Initial Usage Charge and Plant Investment Fees:

The Initial District and Town Usage Charges will apply until an adjustment is made and adopted by North Weld Board as set forth in Section 9 of this Agreement. The Plant Investment Fees are one-time fees applicable to this Agreement only and are to be paid by the Town within 30 days of the Effective Date of this Agreement. The District and Town Usage Charges and Plant Investment Fees are as follows:

USAGE CHARGES AND PLANT INVESTMENT FEES FOR THIS AGREEMENT

Charge	Value
District Unit Fee Definitions	
Initial District Usage Charge, subject to change annually	$4.99 per 1,000 gallons
District Plant Investment Fee for this agreement only	$21,900 per ASPIT
District Distance Fee for this agreement only	$500 per mile per ASPIT with minimum of 5 miles ($2,500 per ASPIT)
Wholesale Discount Rate	25%
Town Unit Fee Definitions with Wholesale Discount Rate applied	
Initial Town Usage Charge, subject to change annually	$3.74 per 1,000 gallons
Town Plant Investment Fee for this agreement only	$16,425 per ASPIT
Town Distance Fee for this agreement only	$375 per ASPIT per mile with minimum of 5 miles ($2,625 per ASPIT)
Summary of Plant Investment Fees for this Agreement	
Total Miles to MM#1[8]	7 Miles
Plant Investment Fee[9]	$ 1,971,000
Distance Fee[10]	$ 315,000
Total Plant Investment Fees (TPIF)[11]	$ 2,286,000

[7] Information provided by the Town, subject to North Weld providing peak hour demand and subsequent review and acceptance by North Weld.
[8] All fees are applied to MM#2. There are a total of 7 miles from Tank 1 to MM#2. See Exhibit E for map of mileage.
[9] Plant Investment Fee = (Town Plant Investment Fee) (ASPIT); ($16,425) (120) = $ 1,971,000
[10] Distance Fee = (Total Miles) (Town Distance Fee) (ASPIT); (7) ($375) (120) = $ 315,000
[11] TPIF = Plant Investment Fee + Distance Fee; $ 1,971,000 + $ 315,000 = $ 2,286,000

A

The Plant Investment Fee is determined primarily from the estimated costs for constructing additional filter plant capacity, storage facilities and transmission lines which deliver water to the Tank 1 Facilities of North Weld located at the intersection of Colorado State Highways 257 & 14.

The Distance Portion of the Plant Investment Fee is determined primarily from the estimated costs for constructing additional service facilities to deliver water from the Tank 1 Facilities located at the intersection of Colorado State Highways 257 & 14 to the customer. This portion of the Plant Investment Fee is calculated for the customer with a proportional relationship to the distance from the customer's meter location to the Tank 1 Facilities.

A

Exhibit C
TOWN SERVICE AREA
As of Effective Date

Exhibit D

RESERVED FOR FUTURE USE

Exhibit E
Map of Mileage

AGENDA ITEM SUMMARY

AGENDA ITEM	SUBMITTED BY	PRESENTED BY
Pg. 149 - Parks Master Plan Committee	Nicholas Wharton, Town Manager	Nicholas J. Wharton

ACTION REQUESTED

Town Management requests that the Town Council discuss and provide guidance on moving forward with the Parks Master Plan.	**Discussion**

BRIEF HISTORY OF ITEM

BRIEF SUMMARY

Management is requesting direction from Town Council regarding the community engagement process for the upcoming Parks Master Plan. Specifically, staff seeks guidance on whether Council would like to utilize the existing Citizen Advisory Board to review and provide input throughout the development of the new Parks Master Plan, or if Council prefers to establish a dedicated ad hoc committee specifically focused on parks planning and recreation priorities.

PUBLIC SUPPORT/CONCERN

None at this time.

ANALYSIS AND RECOMMENDATION

MATERIALS SUBMITTED

The following materials were submitted and included in this packet:
None

AGENDA ITEM SUMMARY

AGENDA ITEM	SUBMITTED BY	PRESENTED BY
Pg. 150 - Ordinance 2025-26: An Ordinance of the Town Council of the Town of Severance, Colorado, changing the composition of the Youth Council	Nicholas Wharton, Town Manager	Nicholas J. Wharton

ACTION REQUESTED

Town Management requests the Town Council discuss and take action on Ordinance 2025-26, changing the composition of the Youth Council.

Action that may be taken:

- Move to adopt Ordinance 2025-26 changing the composition of the Youth Council
- Move to adopt Ordinance 2025-26 with amendments
- Take no action

Ordinance
Attorney Approved
Action Requested

BRIEF HISTORY OF ITEM

BRIEF SUMMARY

At the Town Council meeting on October 14, 2025, the Council interviewed twelve (12) Youth Council applicants, appointing five (5) members as the code allows. Council discussed amending the Youth Council Ordinance from five (5) members to nine (9) members and three (3) alternate members, with a total of 12 participants.

PUBLIC SUPPORT/CONCERN

None at this time.

ANALYSIS AND RECOMMENDATION

Management recommends that the Town Council take action and move to adopt Ordinance 2025-26, An Ordinance of the Town Council of the Town of Severance, Colorado, changing the composition of the Youth Council.

MATERIALS SUBMITTED

The following materials were submitted and included in this packet:

1. Ordinance 2025-26 Amendment to Youth Council

TOWN OF SEVERANCE
ORDINANCE NO. 2025-26

AN ORDINANCE OF THE TOWN COUNCIL OF THE TOWN OF SEVERANCE, COLORADO, CHANGING THE COMPOSITION OF THE YOUTH COUNCIL

WHEREAS, the Town of Severance, Colorado (the "Town") is duly organized and validly exists as a Home Rule Town under Article XX, Section 6 of the Colorado Constitution and the Town's Home Rule Charter; and

WHEREAS, at its regular meeting on October 14, 2025, the Town Council expressed an interest in expanding Youth Council membership from 5 to 9 members, with 3 alternates, and directed staff to prepare this Ordinance to accomplish that result:

NOW, THEREFORE, BE IT ORDAINED BY THE TOWN COUNCIL OF THE TOWN OF SEVERANCE, COLORADO:

Section 1. The above and foregoing findings are hereby incorporated by this reference as specific findings and determinations of the Council.

Section 2. Section 2-7-30 of the Severance Municipal Code is amended as follows:

> **Sec. 2-7-30. Composition.**
> The Youth Council shall consist of nine (9) regular members and three (3) alternate members appointed by majority vote of the Town Council. All members must be bona fide residents of the Town and must have resided in the Town for at least one (1) year.

Section 3. Severability. The provisions of this Ordinance are severable and the invalidity of any section, phrase, clause, or portion of the Ordinance as determined by a court of competent jurisdiction shall not affect the validity or effectiveness of the remainder of the Ordinance.

Section 4. All other ordinances or portions thereof inconsistent or conflicting with this ordinance or any portion hereof are hereby repealed to the extent of such inconsistency or conflict.

Section 5. In accordance with Section 6.03(6) of the Severance Home Rule Charter, this Ordinance shall take effect thirty (30) days after publication.

INTRODUCED, READ, ADOPTED, APPROVED, AND ORDERED PUBLISHED IN FULL THIS 11TH DAY OF NOVEMBER, 2025.

TOWN OF SEVERANCE, COLORADO

_____
Matthew Fries, Mayor

ATTEST

_____
Sarah Jacobsen, Town Clerk

AFFIDAVIT OF PUBLICATION

STATE OF COLORADO)
)
COUNTY OF WELD)

I, Sarah Jacobsen, Town Clerk for the Town of Severance, Colorado do solemnly swear and affirm that I published in full a true and correct copy of Ordinance No. 2025-26 enacted by the Town Council on November 11 2025, on the Town of Severance's website, https://www.townofseverance.org/255/Oridinances , on the ____ day of _____, 2025.

Witness my hand and seal this ____ day of _____, 2025.

_____
Sarah Jacobsen, Town Clerk

AGENDA ITEM SUMMARY

AGENDA ITEM	SUBMITTED BY	PRESENTED BY
Pg. 153 - 2026 Proposed Water/Wastewater/Stormwater/Transportation Rates	Nicholas Wharton, Town Manager	Nicholas J. Wharton and Efrain Lemus

ACTION REQUESTED

Management and Finance ask that the Town Council review and discuss the following information regarding proposed 2026 increases in water, wastewater, stormwater, and transportation rates.	**Discussion**

BRIEF HISTORY OF ITEM

BRIEF SUMMARY

This discussion item will present the proposed water, wastewater, stormwater, and transportation rates for 2026. This packet includes a proposed 4% increase in the water rate fee, a proposed 4% increase in the wastewater rate fee structure, a proposed $0 increase in the stormwater rate fee structure, and a proposed $0 increase in the transportation utility fee.

PUBLIC SUPPORT/CONCERN

None at this time.

ANALYSIS AND RECOMMENDATION

Management and Finance recommend that the Town Council consider the increases as proposed.

MATERIALS SUBMITTED

The following materials were submitted and included in this packet:

1. 2026 Proposed Rates

2026 Water Rates

Base Monthly Fees: The base fee is $37.59 and then $8.75 per 1,000 Gal (Kgal) used

A surcharge will be assessed when an account's year-to-date usage exceeds the Water Allotment. See Rates Below.

	Residential Monthly Rate		Annual Rate Structure per Kgal			
Usage Classification	**Base**	**Per Kgal**	61,500 (Tailholt)	68,333 (Dual System)	205,000	Exceeds Allotment
3/4" Tap	$37.59	$8.75	$8.41			$16.99 (Per Kgal + Surcharge)
3/4" Tap w/Dual System	$37.59	$8.75	$8.41		$16.99 (Per Kgal + Surcharge)	
3/4" Tap w/Dual System (Tailholt)	$37.59	$8.75	$8.41	$16.99 (Per Kgal + Surcharge)		

	Commercial Monthly Rate		Annual Rate Structure per Kgal	
Usage Classification	**Base**	**Per Kgal**	Allotment	Exceeds Allotment
3/4" Tap	$37.59	$8.75	205,000 gallons per year	$16.99 (Per Kgal + Surcharge)
1" Tap	$93.94	$8.75	515,500 gallons per year	$16.99 (Per Kgal + Surcharge)
1 1/2" Tap	$187.91	$8.75	1,025,000 gallons per year	$16.99 (Per Kgal + Surcharge)
2" Tap	$300.61	$8.75	1,640,000 gallons per year	$16.99 (Per Kgal + Surcharge)
3" Tap	$601.26	$8.75	3,280,000 gallons per year	$16.99 (Per Kgal + Surcharge)
4" Tap	$1,124.93	$8.75	6,150,000 gallons per year	$16.99 (Per Kgal + Surcharge)

Service Year: The water service year is from the November billing period to the October billing period of the following year.

Allotment: The water allotment for a standard tap is 205,000 gallons per. The allotment on your account may vary due to the usage classification of your property. Please contact Town Hall to discuss your individual account.

Over Allotment Surcharge: A water surcharge will be assessed when an account's year-to-date usage exceeds the annual water allotment. Currently, the surcharge is $8.24 per Kgal in addition to the standard monthly usage fee.

2026 Wastewater Rates

Base Monthly Fees: Base fee is $37.56 for the first 5000 gallons and then $4.17 per every 1,000 Gal (Kgal) used after 5000 gallons

	Monthly Rate	
Usage Classification	**Base (0-5000 Galllons)**	**Per Kgal (5000+)**
Per Wastewater Tap	$37.56	$4.17

Monthly Rate Structure per Kgal	
5000 Gallons per month Base	Per Kgal over 5000 Gallon Base
$37.56	$4.17 per Kgal

Service Year: The wastewater service year is based on the average monthly water usage used during Decemeber, January, and February. Each year, starting with the March sewer bill, monthly rates will reflect and be charged the three month average each month until the next assessment year.

Allotment: The base allotment for a standard wastewater tap is 5,000 gallons per month.

Surcharge: A wastewater surcharge will be assessed when an account's usage exceeds the three-month average allotment of 5,000 gallons per month. Currently, the surcharge is $4.17 per Kgal in addition to the standard monthly base fee.

2026 Stormwater Fee

Monthly Stormwater Fee: $6.25 per Month

	Monthly Rate
Usage Classification	**Base**
Per Lot	$6.25

Monthly Rate Structure
Per month Base
$6.25

2026 Transportation Utility Fee

Monthly Transportation Utility Fee: $15.50 per Month

	Monthly Rate
Usage Classification	**Base**
Per Lot	$15.50

Monthly Rate Structure
Per month Base
$15.50

Water
Restrictions

Residential Restrictions

Normal Tap	Single-Family Residential Units Detached or Attached
Dual Tap	Single-Family Residential Units Detached or Attached or Multi-Family Apartment Units (<800 sq. ft.) with a Dual Water System (Non-Potable Irrigation System with limited outdoor faucets)
Multi-Family	Strictly Multi-Family Apartment Units (>800 sq. ft. with 1 Bathroom) with a Dual Water System (Non-Potable Irrigation System with no outdoor faucets)

Commercial/Industrial Restrictions

All commercial and industrial water rates will be accessed on an individual basis based on water usage at the time of permit issuance

Basic Monthly Water Fee

The base water fee is $37.59 and then $8.75 per 1,000 Gal (Kgal) used

Over Allotment Surcharge

$8.24 per Kgal for those accounts that exceed the residential and commercial water restriction allotment

Dedication of Water

Normal Tap	1 Unit of CBT (Equivalent to 1 Housing Unit) or 1 North Poudre Share (Equivalent to 3.5 Housing Units)
Dual Tap	1 Unit of CBT (Equivalent to 2.5 Housing Units) or 1 North Poudre Share (Equivalent to 7 Housing Units)
Multi-Family	1 Unit of CBT (Equivalent to 3.5 Housing Units) or 1 North Poudre Share (Equivalent to 10.5 Housing Units)

***All New Subdivisions are required to bring 100% of the required water**

***Other sources of water will be consider for dedication (i.e. Water Supply & Storage)**

***Individual vacant lots in completed subdivisions or individual commercial lots in platted locations may be allowed Cash-in-Lieu. This pricing is based on current market price of CBT and may vary on a month-to-month basis**

AGENDA ITEM SUMMARY

AGENDA ITEM	SUBMITTED BY	PRESENTED BY
Pg. 159 - 2026 Proposed Fee Schedule	Nicholas Wharton, Town Manager	Nicholas J. Wharton and Efrain Lemus

ACTION REQUESTED

Management and Finance ask that the Town Council review and discuss the proposed 2026 Town of Severance Fee Schedule.	**Discussion**

BRIEF HISTORY OF ITEM

BRIEF SUMMARY

Management and Finance are recommending the following changes to the Fee Schedule for 2026:

- Water Rates (Proposed 4% Rate Increase)
- Sewer Rates (Proposed 4% Rate Increase)
- Addition of Minor Subdivision Application Fee ($2000)

PUBLIC SUPPORT/CONCERN

None at this time.

ANALYSIS AND RECOMMENDATION

Management and Finance recommend that the Town Council consider accepting all proposed changes to the 2026 Fee Schedule, allowing staff to take this as an action item in December.

MATERIALS SUBMITTED

The following materials were submitted and included in this packet:

1. Fee Schedule FY2026

Fee Schedule

FY 2026

3 S Timber Ridge Pkwy • PO Box 339 • Severance, CO 80546-0339
Phone: (970) 686-1218 • Fax: (970) 686-6250

UTILITY SERVICES FEES			
MUNICIPAL CODE	**DESCRIPTION**	**FEE**	**INFORMATION**
	WATER RATES		
§ 13-1-50	**$37.59** monthly base fee, plus **$8.75** per **1,000** gallons used. Additional water surcharges and plant investment fees will be assessed for accounts that exceed usage classification. All commercial and industrial water rates will be assessed on an individual basis at the time of permit issuance.		
§ 13-1-90	Finance Charge	3% per Month	
§ 13-1-90	Reconnect Fee	$100.00	
§ 13-1-90	Red Tag Fee	$30.00	
§ 13-1-90	Late Charge Fee	$15.00	
§ 13-2-40	Hydrant Usage	$18.00	Per 1000 Gal
§ 13-4-70	Hydrant Meter	$3,500.00	Refundable Deposit
	WASTEWATER RATES		
§ 13-1-50	**$37.56** monthly base fee for the first **5,000** gallons, plus **$4.17** per **1,000** gallons used after **5,000** gallons. The wastewater service year is based on the average monthly water usage used during December, January, and February. Each year, starting with the March sewer bill, monthly rates will reflect and be charged the three-month average each month until the next assessment year.		
§ 13-1-90	Finance Charge	3% per Month	
§ 13-1-90	Reconnect Fee	$100.00	
§ 13-1-90	Red Tag Fee	$30.00	
§ 13-1-90	Late Charge Fee	$15.00	
	STORMWATER FEE		
§ 13-1-50	**$6.25** monthly stormwater fee collected on the Town of Severance's Utility Bill or by separate bill collectively provides for the operation and maintenance of the stormwater service. The stormwater system is the collection of pipes, ditches, detention ponds, and other conveyances that carry outdoor water runoff untreated into local waterways.		
§ 13-1-90	Finance Charge	3% per Month	
§ 13-1-90	Late Charge Fee	$15.00	
	TRANSPORTATION UTILITY FEE		
§ 13-1-50	**$15.50** monthly transportation utility fee collected on the Town of Severance's Utility Bill or by separate bill collectively provides for the maintenance of the transportation network system.		
§ 13-1-90	Finance Charge	3% per Month	
§ 13-1-90	Late Charge Fee	$15.00	

GENERAL FEES			
MUNICIPAL CODE	DESCRIPTION	FEE	INFORMATION
	LICENSES AND PERMITS		
§ 6-1-50	Sales Tax License Fee	$0.00	Due Annually on January 1st
§ 6-1-50	Business License Administrative Fee	$25.00	Due Annually on January 1st
§ 6-6-80	Contractor License Fee	$75.00	Due Every 3 Years on January 1st
§ 6-1-150	Solicitors/Salespersons Registration	$500.00	Due Annually on January 1st
§ 6-1-150	Solicitors/Salespersons Background Check (In-	$10.00	Per Employee
§ 6-1-150	Solicitors/Salespersons Background Check (Out-	$20.00	Per Employee
	Special Event Permit	$50.00	Full Street Closure Safety Signage and Barricades Provided
	Hunting Permit	$150.00	
	COUNCIL CHAMBERS MEETING RENTAL RATES (HOA/METRO/NON-PROFIT)		
	Deposit	$200.00	Signed Contract and Insurance Provided
	STREET CUT AND ROW CONSTRUCTION		
§ 11-2-10	Access Permit Fee	$500.00	
§ 11-2-10	Major Excavation/Boring Permit Fee	$1,000.00	Additional Deposit may be Required
	Permit Extension or Revision	$50.00	Per Extension or Revision
	SINGLE TRIP AND ANNUAL TRANSPORT PERMITS		
§ 12-2-110	Single Oversize Trip	$15.00	Only Permitted Between Sunrise and Sunset
§ 12-2-110	Single Overweight Trip	$15.00	Plus $5.00 per Axel
§ 12-2-110	Annual Oversize Permit	$400.00	Per Vehicle
§ 12-2-110	Annual Overweight Permit	$250.00	Per Vehicle
§ 12-2-110	Annual Oversize/Overweight Permit	$400.00	Per Vehicle
§ 12-2-110	Annual Fleet Permit	$1,500.00	
	Oil and Gas Rig	$1,000.00	Per Move
	OIL AND GAS ROAD ACCESS AND ROW PERMIT		
§ 16-11-10	Drilling Road Access (Horizontal Well)	$10,000.00	Per Well
§ 16-11-10	Drilling Road Access (Vertical Well)	$3,500.00	Per Well
§ 16-11-10	Oil and Gas ROW Permit	$1,000.00	Additional Deposit may be Required

	ANIMAL LICENSE		
§ 7-6-30	Altered Dog or Cat (Spayed/Neutered)	$15.00	3 Year License (Updated with Rabies Shot)
§ 7-6-30	Un-Altered Dog or Cat	$20.00	3 Year License (Updated with Rabies Shot)
§ 7-6-50	Tag Replacement	$4.00	
	Postage Fee for Mailing Tags	$2.00	
§ 7-6-80	Impound Fee	Actual Cost + 20%	
§ 7-6-120	Quarantine Fee	Actual Cost + 20%	
	BACKYARD CHICKEN PERMIT		
§ 7-6-210	Six (6) Hens	$0.00	
	PUBLIC WORKS FEES		
§ 7-3-30	Mowing/Trimming	Market Price + 20%	
§ 7-3-30	Trash Cleaning	Market Price + 20%	
§ 7-3-30	Street Sweeping	Market Price + 20%	
§ 7-3-30	Road Grading	Market Price + 20%	
§ 13-6-60	Backflow Testing	Market Price + 20%	
§ 13-6-60	Town Reinspection Fee	$100.00	Per Additional Inspection

ADMINISTRATIVE SERVICES FEES			
MUNICIPAL CODE	**DESCRIPTION**	**FEE**	**INFORMATION**
	COPIER CHARGES		
	8½ x 11	$0.50	Per Page
	11 x 14	$0.75	Per Page
	11 x 17	$1.00	Per Page
	Plat	Actual Cost + 20%	
	Municipal Code	$100.00	
	Land Use Code	$15.00	
	Budget	$25.00	
	Comprehensive Plan	$15.00	
	CREDIT CARD PROCESSING FEES		
	Utility Bills	No Additional Charge	
	Dog and Cat Tags		
	Court Fines	3% Service Fee	
	Development Deposit		
	Building Permit Fees		
	Water Dedication (Cash in Lieu)		
	Returned Check or EFT	$30.00	Plus Banking Fees
	CORA REQUEST		
§ 5-1-290	CORA Request Research Fee	$41.37	Per Hour AFTER the First Hour
§ 5-1-290	8½ x 11 Paper Copy	$0.25	Per Page
§ 5-1-290	Digital Copies	$5.00	Per 100 MB of Data Plus USB Drive Cost
	MISCELLANEOUS FEES		
	Notary Service	$0.00	Proof of Severance Residence
	Property Liens	Actual Cost ($250.00 minimum)	
	Sign Removal from Public ROW	$25.00	Per Sign Disposal after 30 Days
	COURT FEES		
	Fee Schedule Set by Court Posted on Website - townofseverance.org - and at Town Hall		

POLICE DEPARTMENT FEES			
MUNICIPAL CODE	**DESCRIPTION**	**FEE**	**INFORMATION**
	COPIER CHARGES		
	8½ x 11	$0.50	Per Page
	11 x 14	$0.75	Per Page
	11 x 17	$1.00	Per Page
	RECORDS REQUEST		
	Body Worn Camera Research and Redaction	$55.00	Per Hour (1 Hour Minimum) Plus $5.00 for Reports and $0.25 per page
	Police Report Fee	$5.00	
	Police Report Page Fee	$0.25	
	Notarized Report Certification Letter	$5.00	
	Digital and Video Copies	$5.00	Per 100 MB of Data Plus USB Drive Cost
	Notary Service	**Free**	With Proof of Severance Residence
	MISCELLANEOUS FEES		
	VIN Verification	**Free**	With Proof of Severance Residence
	Sex Offender Initial Registration	$75.00	
	Sex Offender Registration Renewal	$25.00	

PLANNING FEES			
MUNICIPAL CODE	**DESCRIPTION**	**FEE**	**INFORMATION**
	DEVELOPMENT APPLICATION FEES		
§ 16.17.110	Annexation	$2,000.00	
§ 16.19.110	Site Plan		
	Minor Subdivision		
§ 16.18.040	Preliminary Plat		
§ 16.18.060	Final Plat		
§ 16.11.10	Review for Oil and Gas	$1,000.00	
§ 16.15.020	Temporary Sign Permit	$100.00	
§ 16.14.030	Request to Vacate	$350.00	Easement, ROW, or Other Public Property
§ 16.21.010	Board of Adjustments	$500.00	Per Application
§ 16.8.010	Zoning/Rezoning Application	$500.00	
§ 16.10.040	Home Based Business Permit	$25.00	
§ 16.7.010	Use by Special Review Application	$500.00	
§ 16.18.060 (c)	Recording or Publication	Actual Cost + 20%	
	Special Council Meeting Administrative Fee	$125.00	Plus $600 for Mayor and $400 per Council Member
	DEVELOPMENT DEPOSITS AND FEES		
	Applicant must sign Agreement for Payment of Land Use Application Fees. Applicant shall be billed at cost for all legal, engineering, and planning fees. Upon the depletion of funds below 10% of deposit, Applicant shall put forth another full deposit.		
§ 16.4.10 (f)	Major Development Deposit	$10,000.00	Annexation, subdivision, development, or site plan review of residential, commercial, or industrial tracts of 5 acres or more.
§ 16.4.10(f)	Minor Development Deposit	$5,000.00	Subdivision, development, or site plan review of residential, commercial, or industrial tracts of less than 5 acres.
§ 16.4.50	Administrative/Staff Review Fee	$1,000.00	Lot mergers, Lot adjustments, etc. Not requiring Planning Commission Review nor Public Hearings
	BUILDING PERMIT FEES		
§ 4-2-40	Use Tax	3% Tax Assessment on 60% of the Total Valuation of Improvement as Determined by SafeBuilt	
	Administration Fee	Greater of 30% of the Total of the Inspection Fees or $30.00	
	Planning Review Fee	Greater of 15% of the Total of the Inspection Fees or $30.00	

TOWN IMPACT FEES			
MUNICIPAL CODE	DESCRIPTION	FEE	INFORMATION
TRANSPORTATION IMPACT FEES			
	RESIDENTIAL		
§ 4-4-60	Single Family (per Unit)	$6,075.00	
	Multifamily (per Unit)	$2,757.00	
	NONRESIDENTIAL		
§ 4-4-60	Industrial	$1,670.00	Per 1000 ft²
	Commercial	$12,105.00	
	Office and Other Service	$5,372.00	
	Institutional	$11,195.00	
	Solar Arrays	$10.00	Per String
PARK IMPACT FEES			
	RESIDENTIAL		
§ 4-4-60	Single Family (per Unit)	$1,645.00	
	Multifamily (per Unit)	$932.00	
	Tailholt Subdivision	70% Fee Based on Single Family (per Unit)	
	NONRESIDENTIAL		
§ 4-4-60	Industrial	$0.00	Per 1000 ft²
	Commercial	$0.00	
	Office and Other Service	$0.00	
	Institutional	$0.00	
	Solar Arrays	$0.00	Per String
GENERAL GOVERNMENT IMPACT FEES			
	RESIDENTIAL		
§ 4-4-60	Single Family (per Unit)	$2,611.00	
	Multifamily (per Unit)	$1,526.00	
	NONRESIDENTIAL		
§ 4-4-60	Industrial	$0.00	Per 1000 ft²
	Commercial	$0.00	
	Office and Other Service	$0.00	
	Institutional	$0.00	
	Solar Arrays	$10.00	Per String
POLICE IMPACT FEES			
	RESIDENTIAL		
§ 4-4-60	Single Family (per Unit)	$749.00	
	Multifamily (per Unit)	$438.00	
	NONRESIDENTIAL		
§ 4-4-60	Industrial	$784.00	Per 1000 ft²
	Commercial	$5,680.00	
	Office and Other Service	$2,520.00	
	Institutional	$5,253.00	
	Solar Arrays	$10.00	Per String

UTILITIES IMPACT FEES			
MUNICIPAL CODE	**DESCRIPTION**	**FEE**	**INFORMATION**
	WATER		
§ 4-4-60	Water (¾" Meter)	$16,975.00	
	Water (1" Meter)	$28,348.00	
	Water (1½" Meter)	$56,527.00	
	Water (2" Meter)	$90,476.00	
	Water (3" Meter and Above)	Varies Per Case Please Refer to Municipal Code	
	Raw Water Acquisition Fee (Cash-in-Lieu)	Current Market Price	
	WASTEWATER		
§ 4-4-60	Wastewater (¾" Meter)	$14,796.00	
	Wastewater (1" Meter)	$24,710.00	
	Wastewater (1½" Meter)	$49,272.00	
	Wastewater (2" Meter)	$78,865.00	
	Wastewater (3" Meter and Above)	Varies Per Case Please Refer to Municipal Code	

DISTRICT IMPACT FEES			
MUNICIPAL CODE	DESCRIPTION	FEE	INFORMATION
	WELD RE-2		
	Single Family Detached Unit	$2,253.00	Fees Set by District.
	Single Family Attached Unit	$1,149.00	
	Multi-Family Unit	$612.00	
	WELD RE-4		
	Single Family Unit (Detached)	$2,916.00	Fees Set by District.
	Single Family Unit (Attached)	$1,213.00	
	Multi-Family Unit	$1,304.00	
	Soaring Eagle Subdivision Unit	$607.00	
	WELD RE-9		
	Single Family Unit	$1,099.00	Fees Set by District.
	WSFR		
	Single Family	$1,976.00	Fees Set by District.
	Multi-Family Unit	$1,299.00	
	BOXELDER		
	Contact the Sanitation District for Impact Fee information.		

LOCAL LIQUOR LICENSE FEES			
MUNICIPAL CODE	**DESCRIPTION**	**FEE**	**INFORMATION**
	NEW/TRANSFER APPLICATION FEES		
§ 6-2-40	Application	$1,000.00	
	Application with Concurrent Review	$1,000.00	
	Transfer of Ownership/Location	$750.00	
	Additional Liquor-Licensed Drugstore	$1,000.00	
	Additional Liquor-Licensed Drugstore with Concurrent Review	$1,200.00	
	Late Renewal	$500.00	Not more than 90 days from the license expiration date may be assessed during state review.
	Application Reissue Fine	$25.00	Per day beyond the 90-day expiration date.
	Annual Renewal Application	$100.00	
	Annual Art Gallery	$100.00	
	RELATED FEES AND PERMITS		
	Art	$41.25	
	Beer & Wine	$48.75	
	Brew Pub	$75.00	
	Club	$41.25	
	Distillery Pub	$75.00	
	Hotel & Restaurant	$75.00	
	- Hotel Restaurant with one Optional Premises	$75.00	
	- Resort Complex	$75.00	
	- Campus Liquor Complex	$75.00	
	- Related Facility - Resort Complex	$15.00	
	- Related Facility - Campus Liquor Complex	$15.00	
	Entertainment Facility	$75.00	
	Lodging Facility	$75.00	
	Optional Premises	$75.00	
	Retail Liquor Store	$22.50	
	Tavern	$75.00	
	Vintner's Restaurant	$75.00	
	Fermented Malt Beverage and Wine	$3.75	
	LOCALLY ISSUED PERMITS		
	Retail Establishment Permit (Art Gallery)	$3.75	
	Special Event Permit		
	- Malt, Vinous, and Spiritous Liqour	$100.00	
	- Fermented Malt Beverage	$100.00	

AGENDA ITEM SUMMARY

AGENDA ITEM	SUBMITTED BY	PRESENTED BY
Pg. 171 - 2026 Proposed Budget	Nicholas Wharton, Town Manager	Nicholas J. Wharton and Efrain Lemus

ACTION REQUESTED

Management and Finance ask that the Town Council review and discuss the attached proposed 2026 Budget.	**Discussion**

BRIEF HISTORY OF ITEM

BRIEF SUMMARY

Management and the Finance Director request that the Town Council review the proposed 2026 Budget.

PUBLIC SUPPORT/CONCERN

None at this time.

ANALYSIS AND RECOMMENDATION

If there is a consensus among the Town Council, Management and the Finance Director will move forward with making any requested changes to the 2026 Town of Severance Budget and present the 2026 Budget at the December 9th Council Meeting.

MATERIALS SUBMITTED

The following materials were submitted and included in this packet:

1. DBB FY2026
2. CIP Updates since Oct 15 2025
3. Operating Updates since Oct 15 2025

FY2026 DBB

Severance

TABLE OF CONTENTS

Funds Summary Overview **4**
General Fund 5
Conservation Trust Fund 11
Transportation Fund 13
Parks Fund 16
Public Facilities Fund 18
Public Safety Fund 20
Fleet Fund 22
Water Fund 25
Wastewater Fund 29
Stormwater Fund 34
Departments Summary **38**
Legislative 40
Judicial 45
Management 49
Finance 53
Administrative Services 57
Public Safety 61
Public Works 67
Streets 71
Snow 75
Parks 78
Planning 82
Water 86
Wastewater 90
Stormwater 94
Capital Improvement Plan **97**
One Year Plan 98
Multi-Year Plan 100
Project Types 103
Departments 105
Expenditures 108
Capital Projects **111**
ADMINISTRATION - CIP 113
Facilities Capital Maintenance 114
FLEET FUND 117
2025 Ford Explorer & F150 Severance PD Vehicles 118
2025 Ford F350 Crew Truck with Utility Box 120
2025 Ford F350 Crew Truck with Utility Box/Plow Set Up 122
GENERAL FUND - NON-OPERATING 124
Colorado Highway 14 Corridor Plan 126
Master Plans and Studies 128
Plow Swapping 129

Rotary Mower Attachment . . . 131
TORO 3310 Utility Tractor/Mower . . . 133
TORO Wing Mower . . . 135
Town Council Discretionary Fund . . . 137
Truck Bed Mounted Weed Sprayer . . . 139
Ventrac Mower with Rough Cut Deck . . . 141
PARKS/GREEN SPACE - CIP . . . 143
Bike Pump Track . . . 145
Community Center . . . 147
Community Park . . . 149
Great Western Trail Paving . . . 151
Great Western Trail Trailhead . . . 153
Skate Park Expansion - Phase II . . . 155
Town Parks Improvement Program . . . 157
PUBLIC SAFETY - CIP . . . 159
Flock Safety System . . . 160
PUBLIC WORKS OVERHEAD - CIP . . . 162
Public Works Facilities . . . 163
STREETS CAPITAL OUTLAY . . . 165
Transportation Rehab Program . . . 166
STREETS/MAINTENANCE - CIP . . . 168
Colorado Highway 14 and Weld County Road 23 Intersection . . . 170
E Harmony and WCR 23 Traffic Signal . . . 172
E. Harmony and Tailholt Ave, Traffic Signal . . . 174
E. Harmony Road Expansion . . . 176
Town Hall South Parking Lot . . . 178
Weld County Road 23 Improvements . . . 180
WASTEWATER CAPITAL . . . 182
Hwy. 257 Wastewater Extension Service Line . . . 184
Manhole Rehabilitation Program . . . 186
Regional Wastewater Treatment Plant . . . 188
Wastewater Plant Investment Program . . . 190
WATER CAPITAL . . . 192
Cobb Lake Regional Water Treatment Plant . . . 194
Downtown Waterline Replacement . . . 196
Emergency Water System Interconnection . . . 198
Northern Integrated Supply Project (NISP) Program . . . 200
South Waterline Loop . . . 202
VITA H20 Project . . . 204
Water Plant Investment Program . . . 206
Appendix . . . 208
Glossary . . . 209

Funds Summary Overview

Major Funds

General Fund

The General Fund is a major governmental fund. The General Fund is the Town's primary operating fund, and it accounts for all financial resources of the general government except those required to be accounted for in another fund.

Expenditure Summary

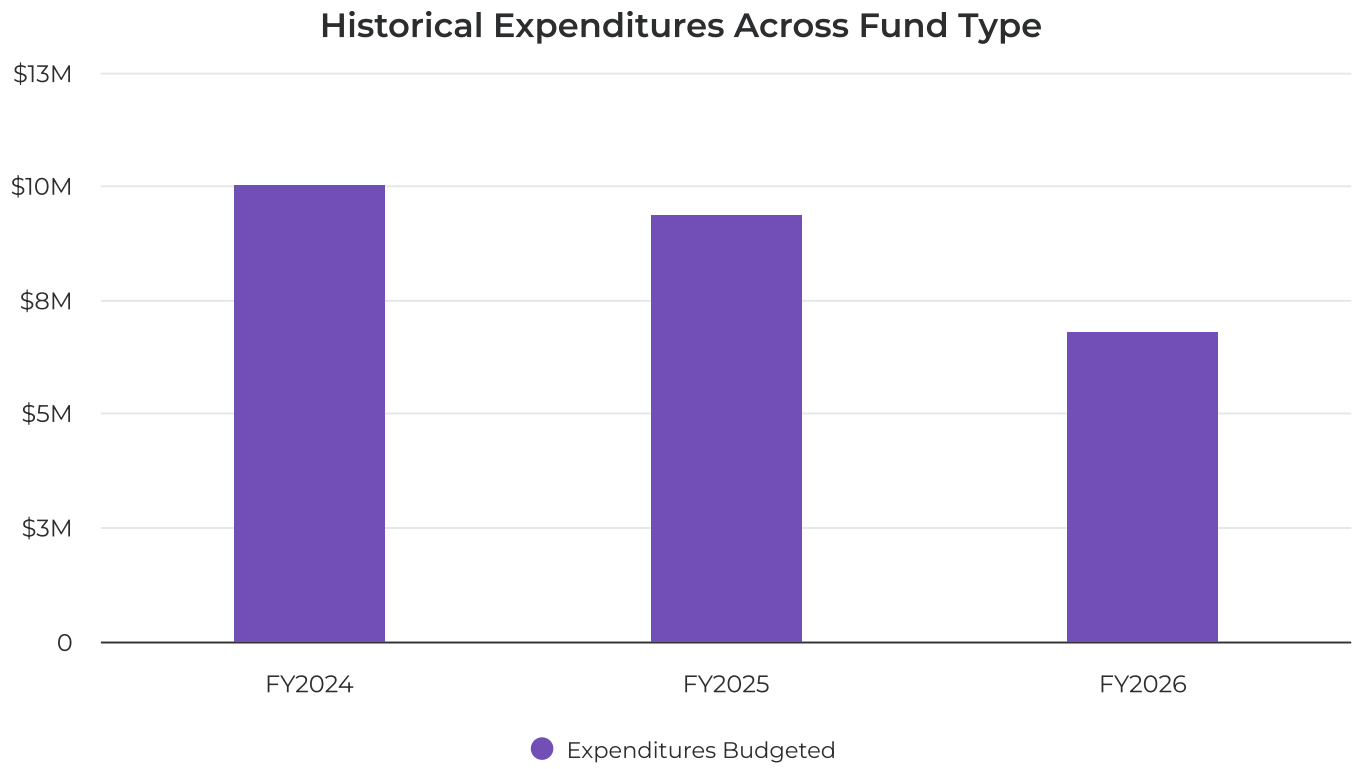

The General Fund's Expenditure Summary for FY2026 shows a budgeted amount of $6.8 million, which represents a 27.42% decrease from the previous year's budgeted expenditures of $9.4 million. This marks a significant reduction in budgeted expenditures compared to the 6.81% decrease seen from the prior period to FY2025. The actual expenditures for FY2025 were not provided, so no comparison can be made in that regard. Overall, the FY2026 budget reflects a notable downward adjustment in planned spending within the General Fund.

Expenditures by Department

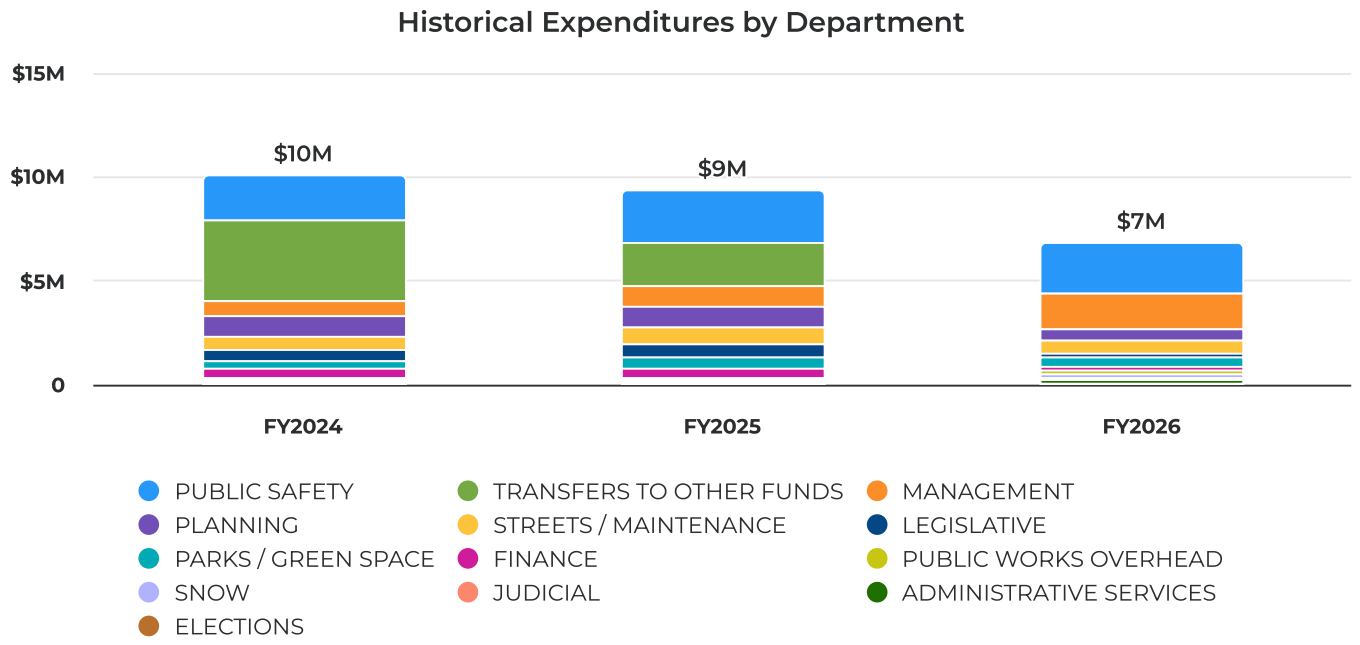

The General Fund's total expenditures for FY2026 decreased by 27.42% to $6.8 million compared to the previous year's $9.4 million. Public Safety remained the largest expenditure category at $2.4 million, representing 35.77% of the total, though it decreased by $108,051 or 4.26% from the prior year.

Management saw the most significant increase, rising by $708,749 or 73.66% to $1.7 million, now accounting for 24.62% of total expenditures. Administrative Services appeared as a new category with $252,975, contributing 3.73% of the total.

Streets and Maintenance expenditures declined by $160,857 or 20.28% to $632,243, making up 9.32% of the budget. Planning expenses dropped substantially by $463,867 or 44.46% to $579,564, representing 8.54% of the total. Parks and Green Space decreased by $55,394 or 11.07% to $445,146, which is 6.56% of the total.

Legislative expenditures fell sharply by $433,468 or 67.63% to $207,515, now 3.06% of the budget. Finance also saw a significant reduction of $306,613 or 61.98%, totaling $188,073 and 2.77% of the total. Public Works Overhead increased by $73,566 or 67.84% to $182,000, representing 2.68% of expenditures. Snow expenses rose by $13,700 or 13.07% to $118,500, accounting for 1.75% of the total.

Transfers to Other Funds were eliminated entirely, decreasing by $2.1 million or 100%. Judicial expenditures decreased by $12,949 or 16.12% to $67,379.

FY26 Expenditures by Department

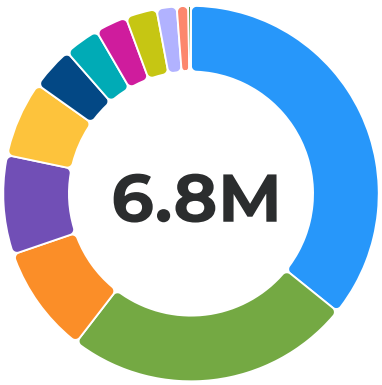

PUBLIC SAFETY	**$2,432,744**	35.78%
MANAGEMENT	**$1,677,010**	24.67%
STREETS / MAINTENANCE	**$632,243**	9.30%
PLANNING	**$579,564**	8.53%
PARKS / GREEN SPACE	**$445,146**	6.55%
ADMINISTRATIVE SERVICES	**$252,975**	3.72%
LEGISLATIVE	**$207,515**	3.05%
FINANCE	**$188,073**	2.77%
PUBLIC WORKS OVERHEAD	**$182,000**	2.68%
SNOW	**$118,500**	1.74%
JUDICIAL	**$67,379**	0.99%
ELECTIONS	**$15,200**	0.22%

For the General Fund fiscal year expenditures by department, Public Safety accounts for the largest portion at $2.4 million, representing 35.77% of the total. Management follows with $1.7 million, or 24.62%. Streets / Maintenance expenditures total $632,243, making up 9.32%, while Planning is $579,564, or 8.54%. Parks / Green Space expenses are $445,146, which is 6.56% of the total. Administrative Services accounts for $252,975, or 3.73%, and Legislative expenditures are $207,515, representing 3.06%. Finance costs are $188,073, or 2.77%, and Public Works Overhead is $182,000, equating to 2.68%. Snow-related expenses total $118,500, comprising 1.75% of the expenditures. Two smaller categories are not included in this summary.

Expenditures by Department

Category	FY 2025 Adopted	FY 2026 Budgeted	FY 2025 Adopted vs. FY 2026 Budgeted (% Change)
LEGISLATIVE	$640,983.00	$207,515.00	-67.63%
ELECTIONS	$15,200.00	$15,200.00	0.00%
JUDICIAL	$80,328.00	$67,379.00	-16.12%
FINANCE	$494,686.00	$188,073.00	-61.98%
PUBLIC SAFETY	$2,535,580.00	$2,432,744.00	-4.06%
MANAGEMENT	$962,231.00	$1,677,010.00	74.28%
STREETS / MAINTENANCE	$793,100.00	$632,243.00	-20.28%
SNOW	$104,800.00	$118,500.00	13.07%
PUBLIC WORKS OVERHEAD	$108,434.00	$182,000.00	67.84%
PARKS / GREEN SPACE	$500,540.00	$445,146.00	-11.07%
TRANSFERS TO OTHER FUNDS	$2,072,041.00	-	-100.00%
PLANNING	$1,043,431.00	$579,564.00	-44.46%
ADMINISTRATIVE SERVICES	-	$252,975.00	-

Category	FY 2025 Adopted	FY 2026 Budgeted	FY 2025 Adopted vs. FY 2026 Budgeted (% Change)
Total Expenditures	**$9,351,354.00**	**$6,798,349.00**	**-27.30%**

Revenue Summary

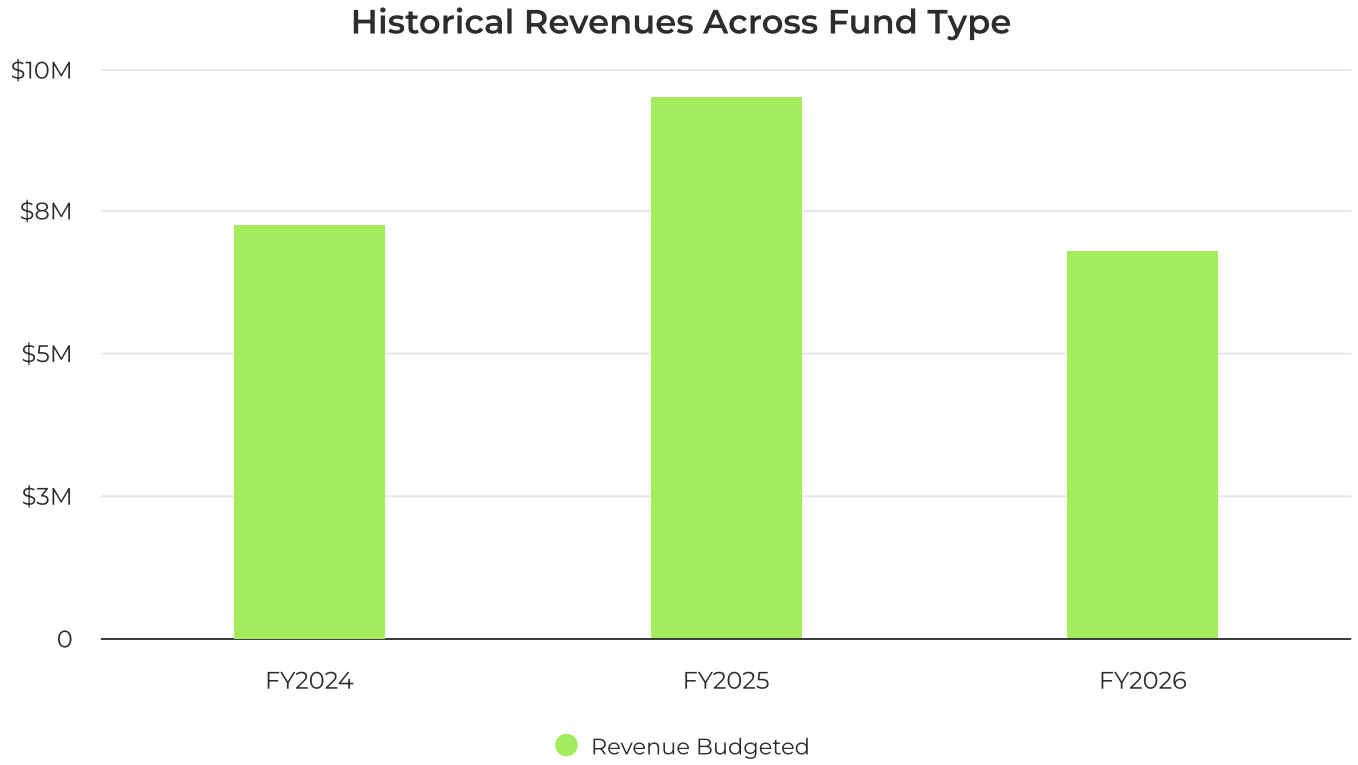

In the General Fund's Revenue Summary for FY2026, the budgeted revenue is $6.8 million, representing a decrease of 28.34% from the previous year's budgeted revenue of $9.5 million in FY2025. This marks a significant reduction in the budgeted revenue compared to the prior period.

Revenues by Revenue Type

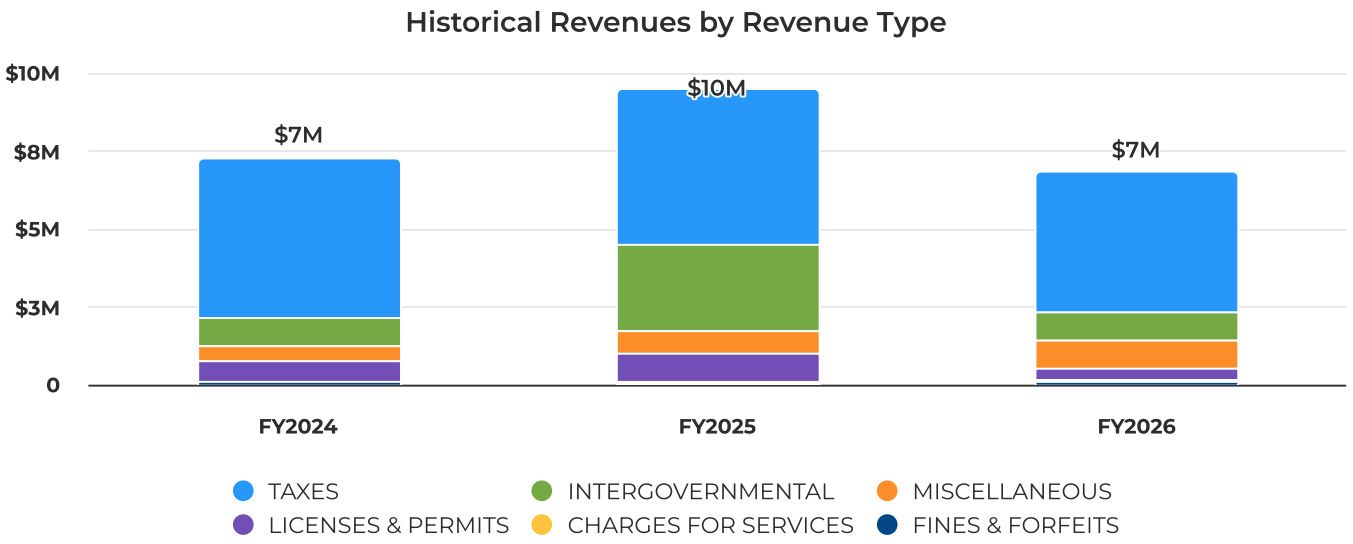

In FY2026, the General Fund's total revenue decreased by 28.34% to $6.8 million compared to the previous year. Taxes remained the largest revenue source at $4.5 million, representing 66.12% of the total, but this amount declined by $523,321 or 10.41%. Miscellaneous revenue increased significantly by $251,860 or 37.59%, reaching $921,800 and accounting for 13.53% of total revenue.

Intergovernmental revenue experienced a substantial decrease of $1.9 million or 68.17%, falling to $886,400 and making up 13.01% of the total. Licenses and permits also saw a notable decline of $548,390 or 60.34%, dropping to $360,400 and comprising 5.29% of revenue. Charges for services increased slightly by $3,689 or 5.48% to $71,000, representing 1.04% of the total, while fines and forfeits rose by $21,080 or 44.93% to $68,000, now 1% of the total revenue.

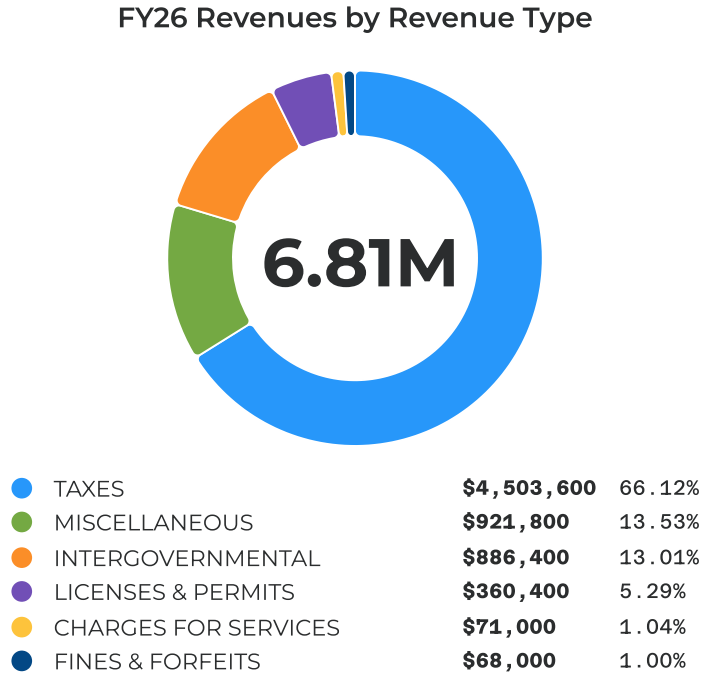

The General Fund's Fiscal Year Revenue by Revenue Type is composed primarily of Taxes, which account for $4.5 million or 66.12% of the total revenue. Miscellaneous revenue contributes $921,800, representing 13.53%. Intergovernmental revenue follows closely with $886,400, making up 13.01%. Licenses & Permits provide $360,400, which is 5.29% of the revenue.

Charges for Services amount to $71,000, or 1.04%, and Fines & Forfeits contribute $68,000, representing 1% of the total revenue.

Revenues by Revenue Type

Category	FY 2025 Adopted	FY 2026 Budgeted	FY 2025 Adopted vs. FY 2026 Budgeted (% Change)
TAXES	$5,026,921.00	$4,503,600.00	-10.41%
LICENSES & PERMITS	$908,790.00	$360,400.00	-60.34%
INTERGOVERNMENTAL	$2,784,602.00	$886,400.00	-68.17%
CHARGES FOR SERVICES	$67,311.00	$71,000.00	5.48%
FINES & FORFEITS	$46,920.00	$68,000.00	44.93%
MISCELLANEOUS	$669,940.00	$921,800.00	37.59%
Total Revenues	**$9,504,484.00**	**$6,811,200.00**	**-28.34%**

Conservation Trust Fund

The Conservation Trust Fund is a non-major special revenue fund. The Conservation Trust Fund accounts for monies received through the State of Colorado Lottery/Conservation Trust Fund program. These funds are required to be spent on parks and recreation.

Revenue Summary

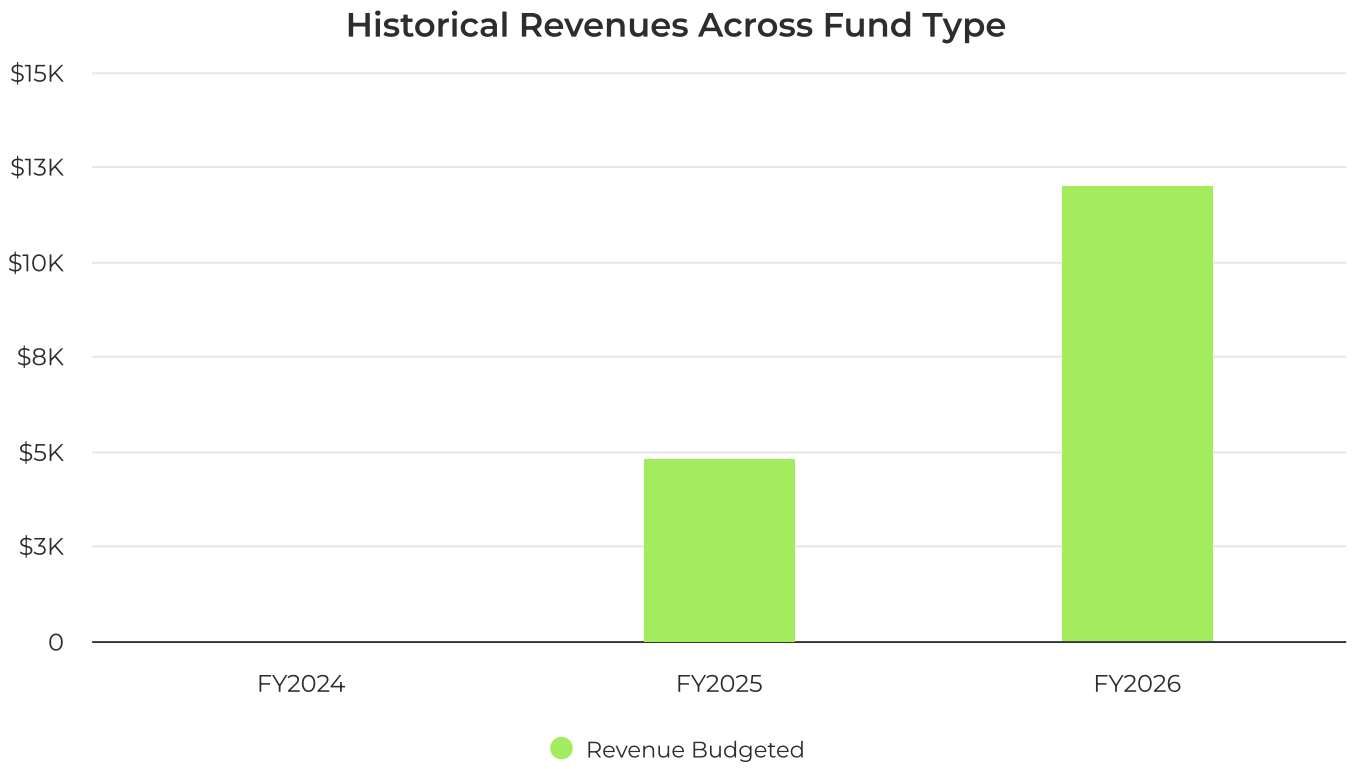

The Conservation Trust Fund's revenue budget for FY2026 is set at $12,000, representing a significant increase of 149.48% compared to the previous year's budget of $4,810. In contrast, the actual revenue for FY2025 was $0, indicating no revenue was realized despite the budgeted amount. This substantial rise in the FY2026 budget highlights a notable shift in anticipated revenue for the Conservation Trust Fund.

Revenues by Revenue Type

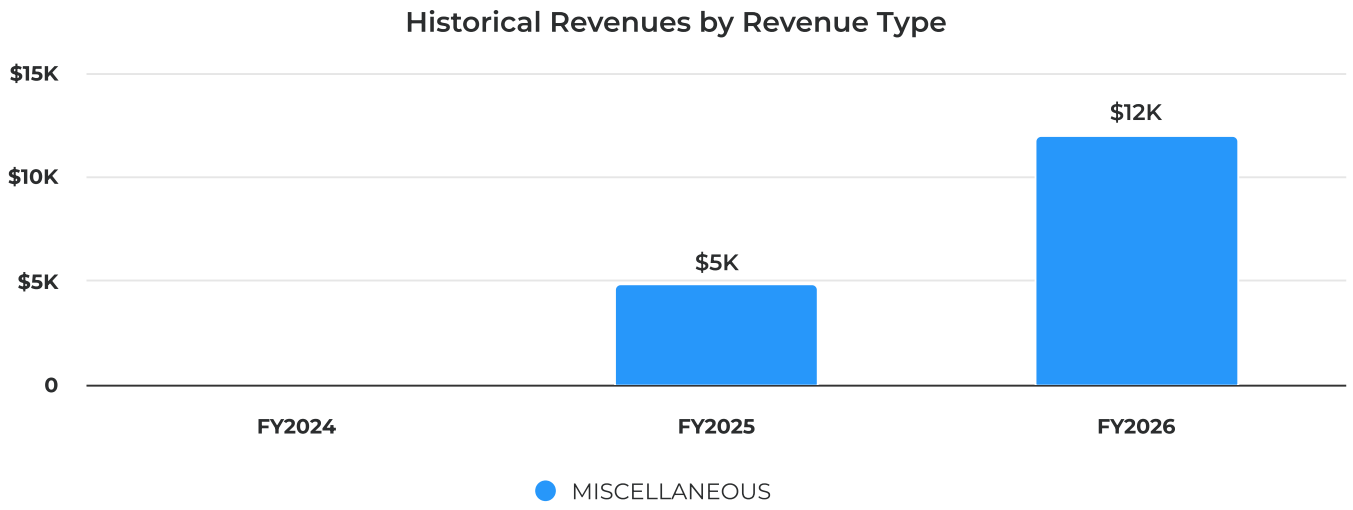

In FY2026, the Conservation Trust Fund's total revenue increased significantly to $12,000, representing a 149.48% rise from the previous year's total of $4,810. The entire revenue for both years came from the MISCELLANEOUS category, which also saw a substantial increase of $7,190, or 149.48%, matching the overall total growth. This marks a notable expansion in the fund's revenue driven solely by the MISCELLANEOUS revenue type.

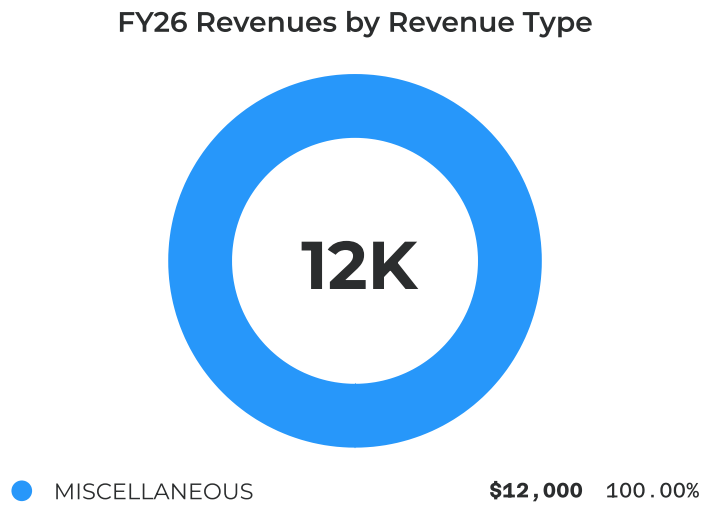

For the Conservation Trust Fund in the fiscal year, the total revenue of $12,000 represents 100% from the MISCELLANEOUS category.

Revenues by Revenue Type

Category	FY 2025 Adopted	FY 2026 Budgeted	FY 2025 Adopted vs. FY 2026 Budgeted (% Change)
MISCELLANEOUS	$4,810.00	$12,000.00	149.48%
Total Revenues	**$4,810.00**	**$12,000.00**	**149.48%**

Transportation Fund

The Transportation Fund is a major special revenue fund. The Transportation Fund accounts for improvements to the Town's street system funded through impact fee assessments.

Revenue Summary

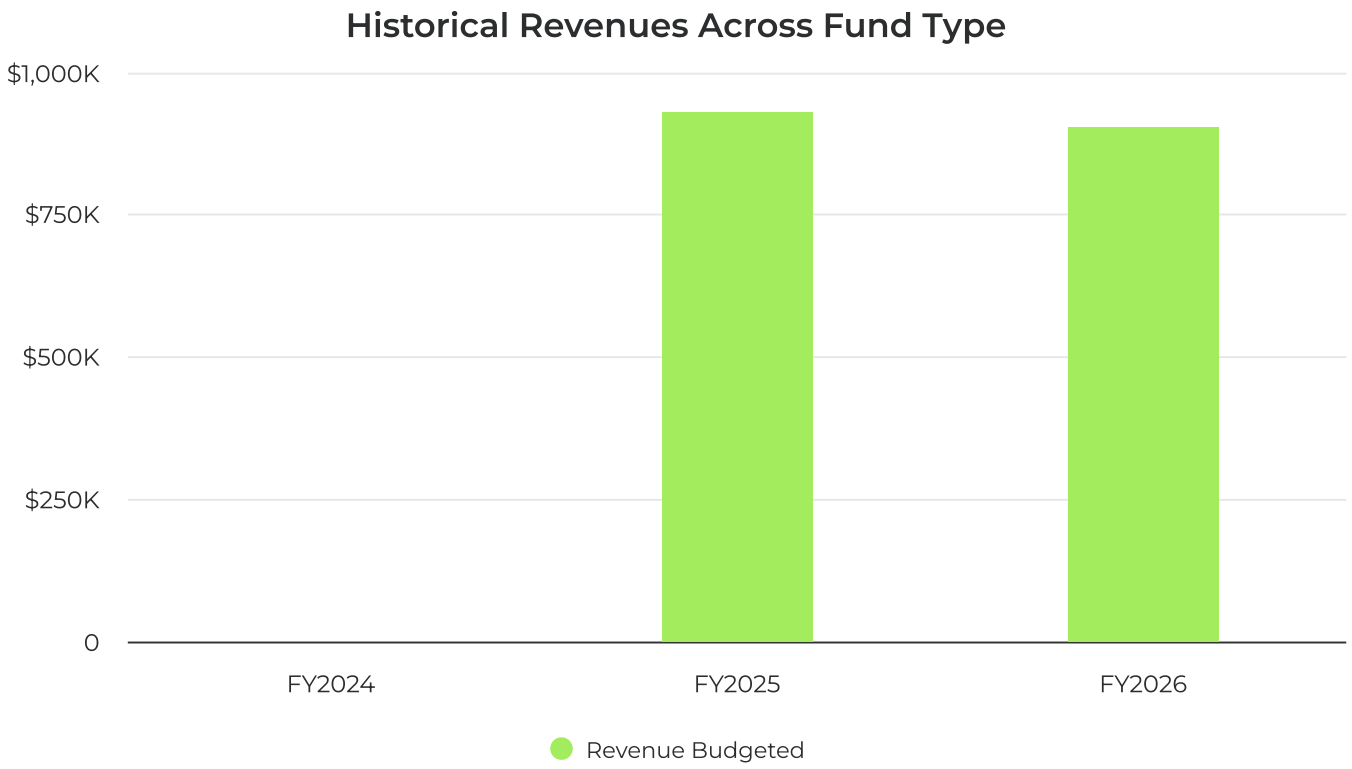

The Transportation Fund's Revenue Summary for FY2026 shows a budgeted revenue of $903,300, which represents a decrease of 2.91% compared to the previous year's budgeted revenue of $930,390. This decline indicates a slight reduction in expected revenue for the fund in FY2026 relative to FY2025.

Revenues by Revenue Type

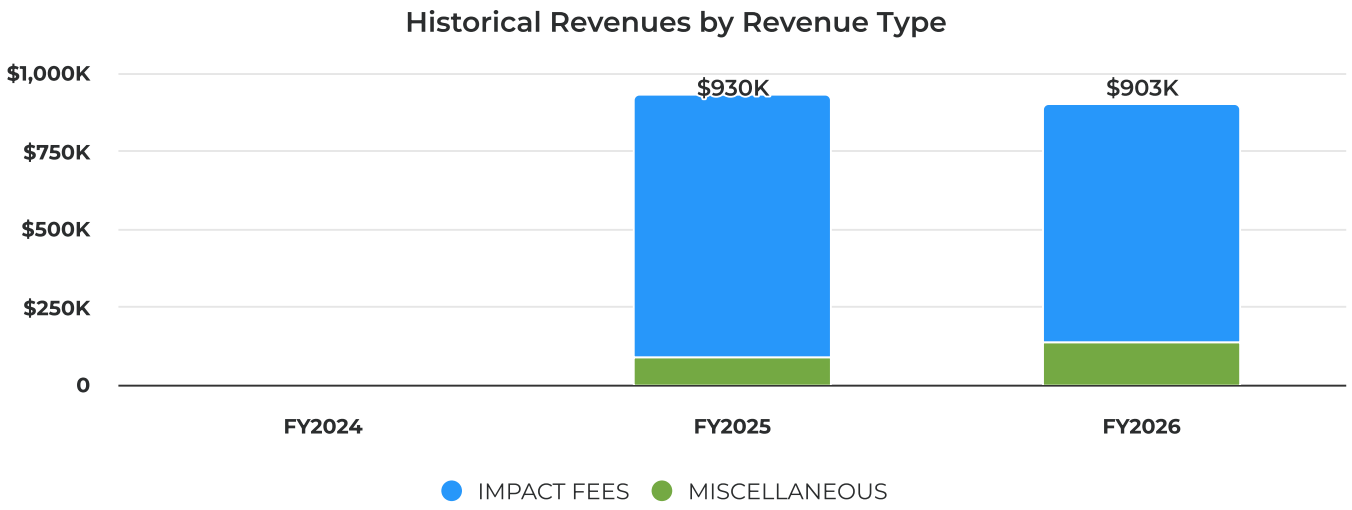

The Transportation Fund's total revenue for FY2026 is $903,300, representing a 2.91% decrease from the previous year's total of $930,390. The largest revenue source remains Impact Fees, which contribute $766,300 or 84.83% of the total revenue. This amount decreased by $76,100, a 9.03% decline compared to the prior year.

In contrast, Miscellaneous revenue increased significantly to $137,000, accounting for 15.17% of the total. This category grew by $49,010, a 55.7% increase from the previous year. The increase in Miscellaneous revenue partially offsets the decrease in Impact Fees, but overall, the total revenue declined slightly in FY2026.

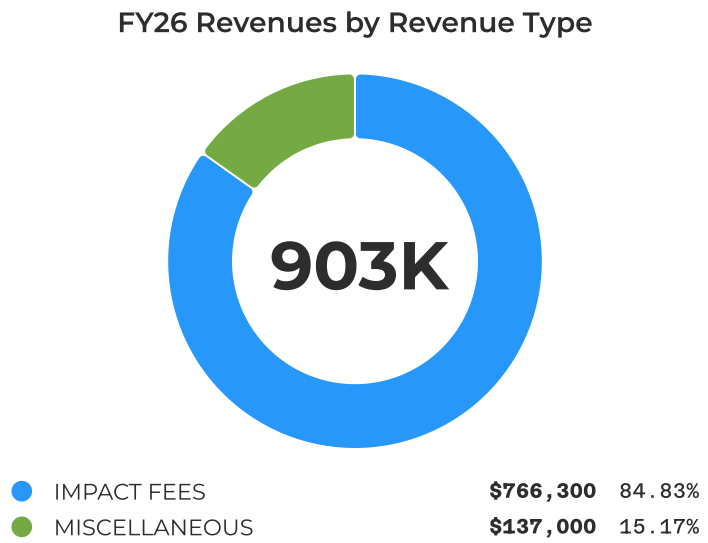

The Transportation Fund's Fiscal Year Revenue by Revenue Type consists of two categories. IMPACT FEES contribute $766,300, which represents 84.83% of the total revenue. MISCELLANEOUS revenue amounts to $137,000, accounting for 15.17% of the total revenue.

Revenues by Revenue Type

Category	FY 2025 Adopted	FY 2026 Budgeted	FY 2025 Adopted vs. FY 2026 Budgeted (% Change)
MISCELLANEOUS	$87,990.00	$137,000.00	55.70%
IMPACT FEES	$842,400.00	$766,300.00	-9.03%

Category	FY 2025 Adopted	FY 2026 Budgeted	FY 2025 Adopted vs. FY 2026 Budgeted (% Change)
Total Revenues	**$930,390.00**	**$903,300.00**	**-2.91%**

Parks Fund

The Parks Fund is a non-major special revenue fund. The Parks Fund accounts for improvements to the Town's park system and is funded through impact fee assessments.

Revenue Summary

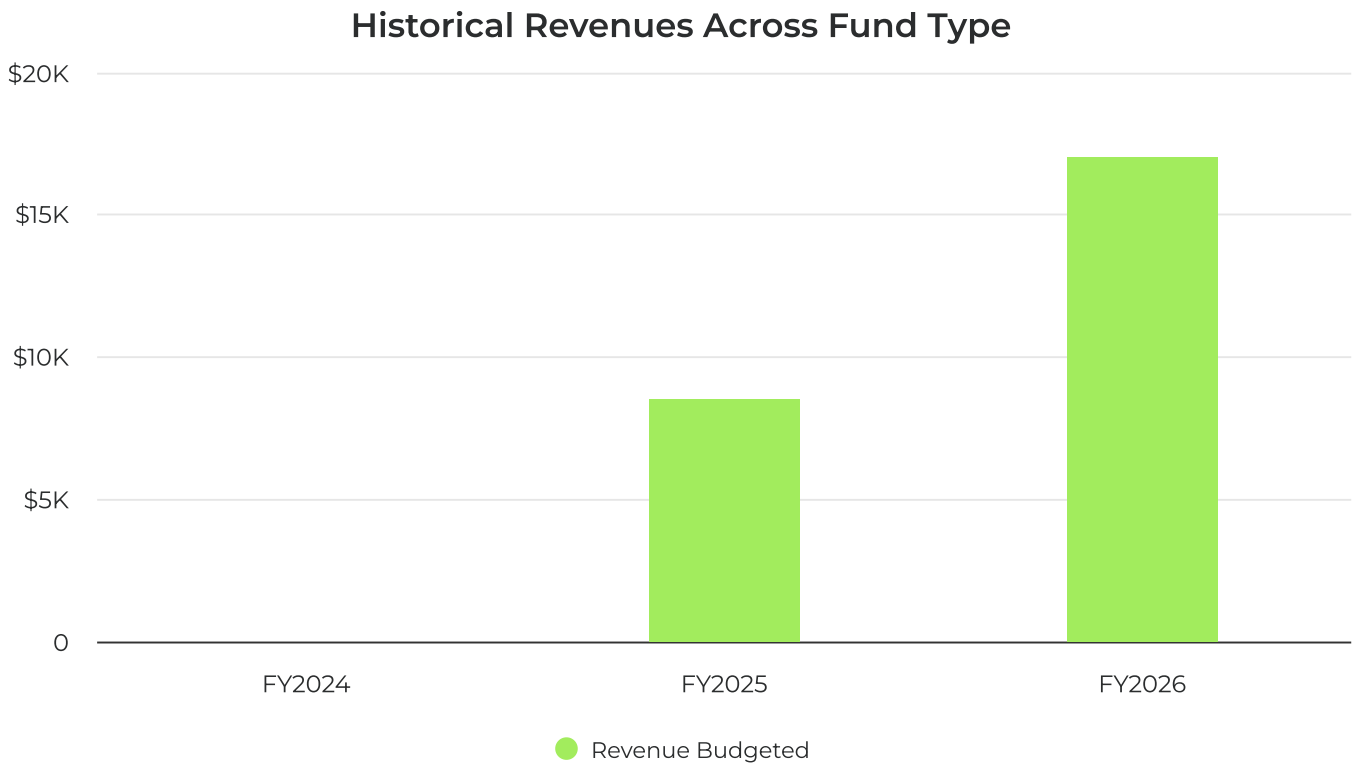

The Parks Fund's Revenue Summary for FY2026 shows a budgeted revenue of $17,000, which represents a significant increase of 100.24% compared to the previous year's budgeted revenue of $8,490. This doubling of the budgeted revenue highlights a major upward adjustment in expected income for the fund. It is notable that the actual revenue for the previous year was $0, indicating that the FY2026 budget anticipates a substantial improvement in revenue collection or new revenue sources. Overall, the total budgeted revenue for FY2026 reflects a strong positive change from the prior period.

Revenues by Revenue Type

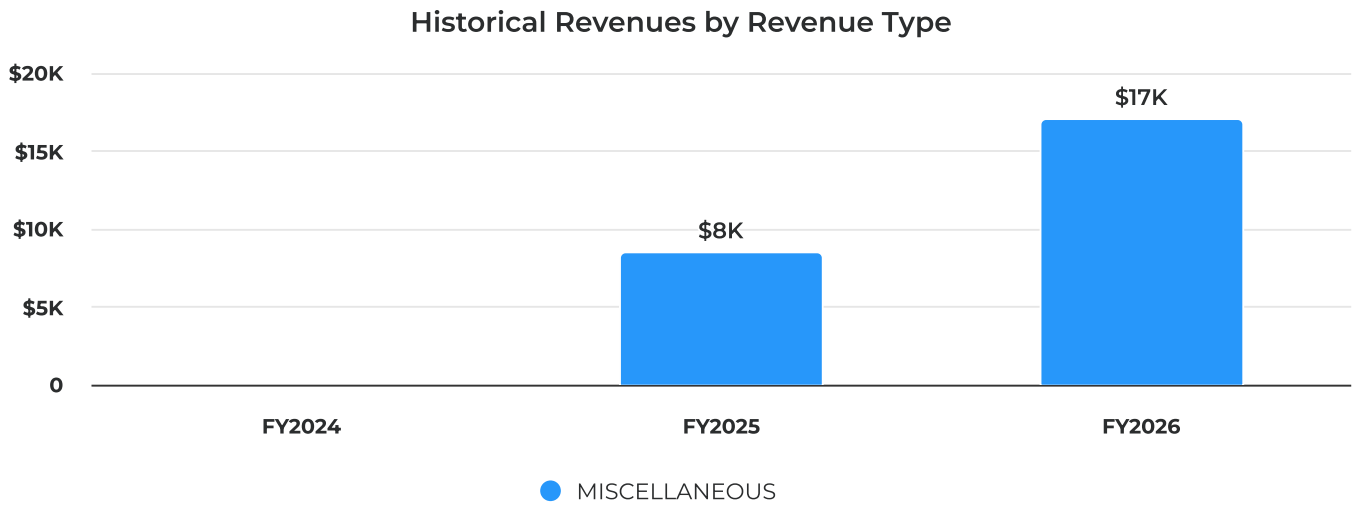

In FY2026, the Parks Fund's total revenue reached $17,000, marking a 100.24% increase from the previous year's total of $8,490. The entire revenue for both years was derived from the MISCELLANEOUS category, which also saw a 100.24% increase, rising from $8,490 in FY2025 to $17,000 in FY2026. This category accounted for 100% of the total revenue in both years, making it the largest and only revenue source. The increase of $8,510 in MISCELLANEOUS revenue represents the sole driver of the total revenue growth for the Parks Fund in FY2026.

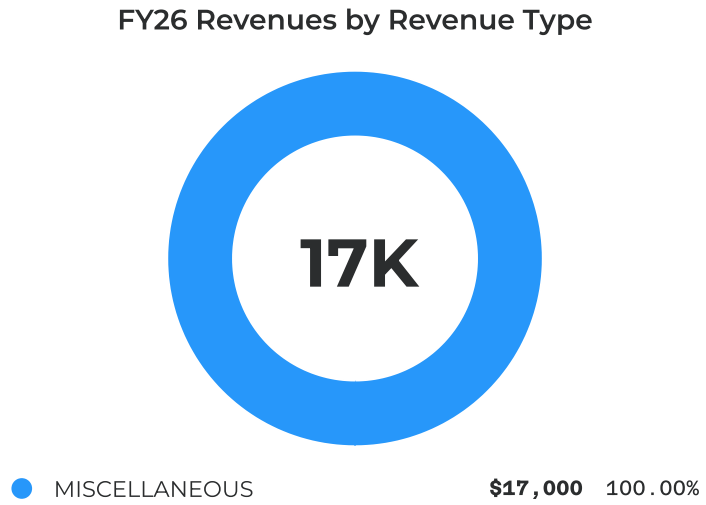

For the Parks Fund fiscal year revenue by revenue type, the total revenue is $17,000, which accounts for 100% under the category MISCELLANEOUS.

Revenues by Revenue Type

Category	FY 2025 Adopted	FY 2026 Budgeted	FY 2025 Adopted vs. FY 2026 Budgeted (% Change)
MISCELLANEOUS	$8,490.00	$17,000.00	100.24%
Total Revenues	**$8,490.00**	**$17,000.00**	**100.24%**

Public Facilities Fund

The Public Facilities Fund is a non-major special revenue fund. The Public Facilities Fund accounts for improvements to the Town's public facilities and is funded through impact fee assessments.

Revenue Summary

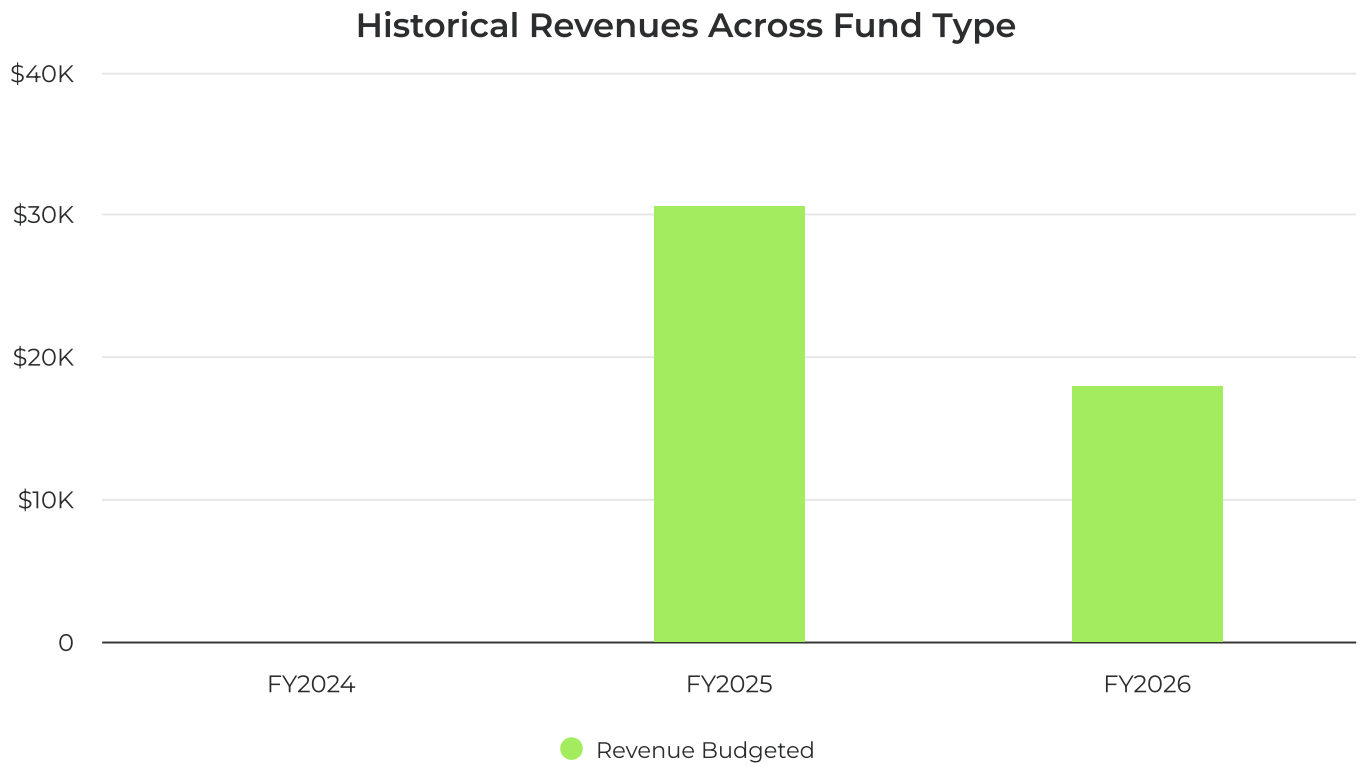

The Public Facilities Fund's Revenue Summary for FY2026 shows a budgeted revenue of $18,000, which represents a decrease of 41.25% compared to the previous year's budgeted revenue of $30,640. The prior year recorded no actual revenue. This significant reduction in budgeted revenue highlights a notable change in the fund's financial planning for FY2026.

Revenues by Revenue Type

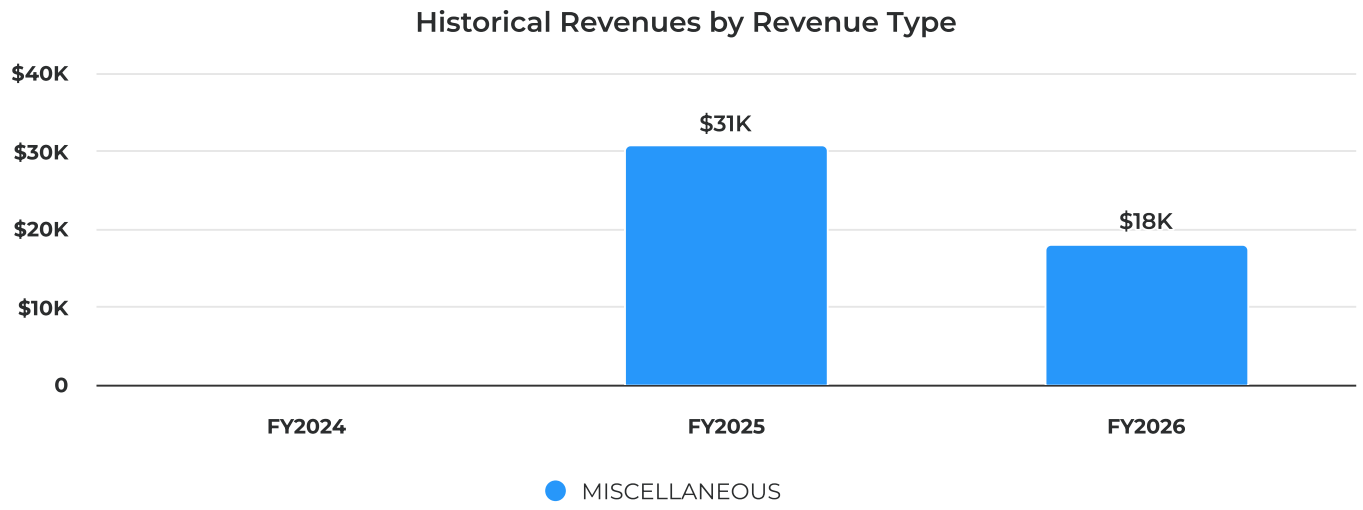

In FY2026, the Public Facilities Fund's total revenue from historical revenue by revenue type is $18,000, representing a 41.25% decrease from the previous year's total of $30,640. The entire revenue amount continues to come from the MISCELLANEOUS category, which also decreased by $12,640, or 41.25%, from $30,640 in FY2025 to $18,000 in FY2026. This marks a significant reduction in the largest and sole revenue source for the fund compared to the prior year.

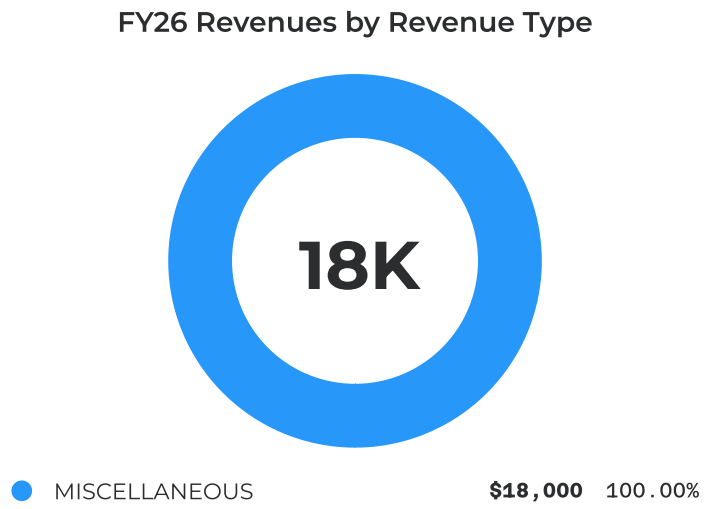

For the Public Facilities Fund in the fiscal year, the total revenue of $18,000 is entirely comprised of Miscellaneous revenue, which accounts for 100% of the total revenue.

Revenues by Revenue Type

Category	FY 2025 Adopted	FY 2026 Budgeted	FY 2025 Adopted vs. FY 2026 Budgeted (% Change)
MISCELLANEOUS	$30,640.00	$18,000.00	-41.25%
Total Revenues	**$30,640.00**	**$18,000.00**	**-41.25%**

Public Safety Fund

The Public Safety Fund is a non-major special revenue fund. The Public Safety Fund accounts for improvements to the Town's public safety system and is funded through impact fee assessments.

Revenue Summary

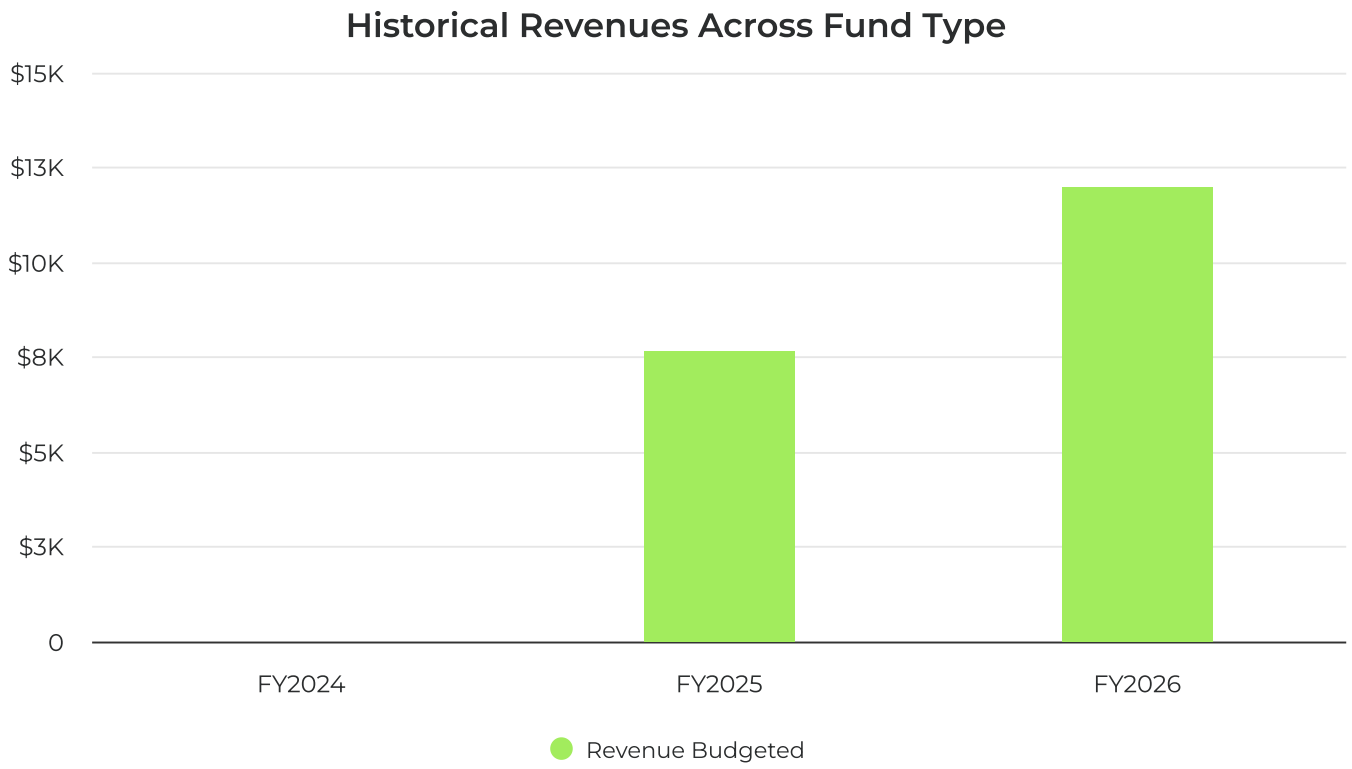

The Public Safety Fund's revenue budget for FY2026 is set at $12,000, representing a 56.66% increase from the previous year's budgeted amount of $7,660. In contrast, the actual revenue recorded in FY2025 was $0, indicating that the FY2026 budget anticipates a significant rise in revenue compared to what was realized in the prior year.

Revenues by Revenue Type

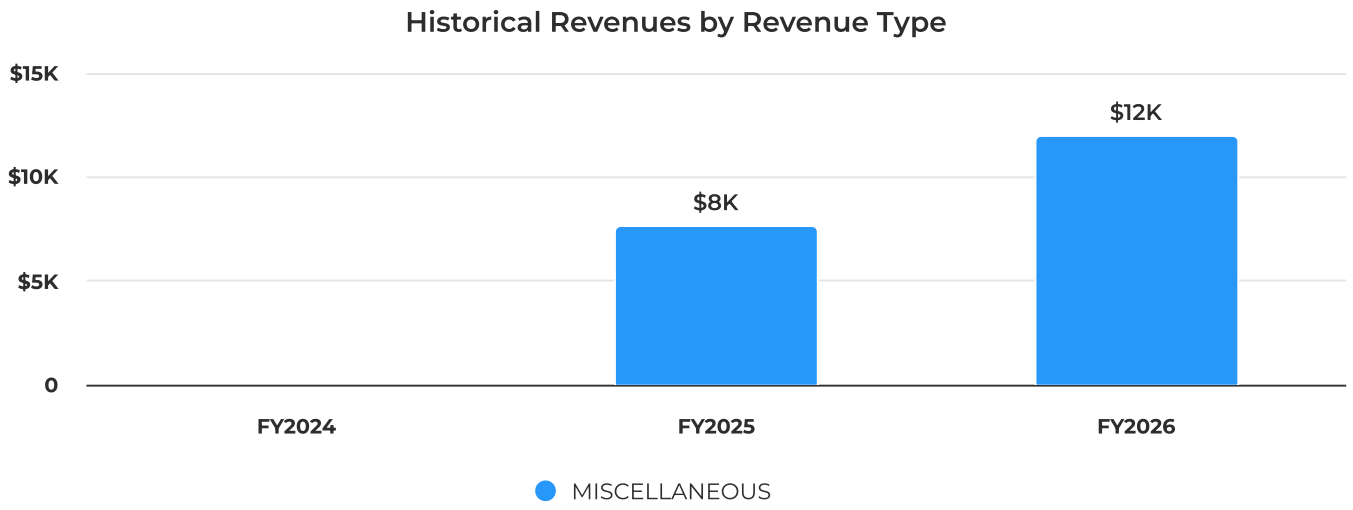

In FY2026, the Public Safety Fund's total revenue increased to $12,000, marking a 56.66% rise from the previous year's total of $7,660. The entire revenue for both years was derived from the MISCELLANEOUS category, which also saw a 56.66% increase, growing by $4,340 from $7,660 in FY2025 to $12,000 in FY2026. This consistent reliance on a single revenue type highlights a significant upward trend in MISCELLANEOUS revenue within the Public Safety Fund for the target budget year.

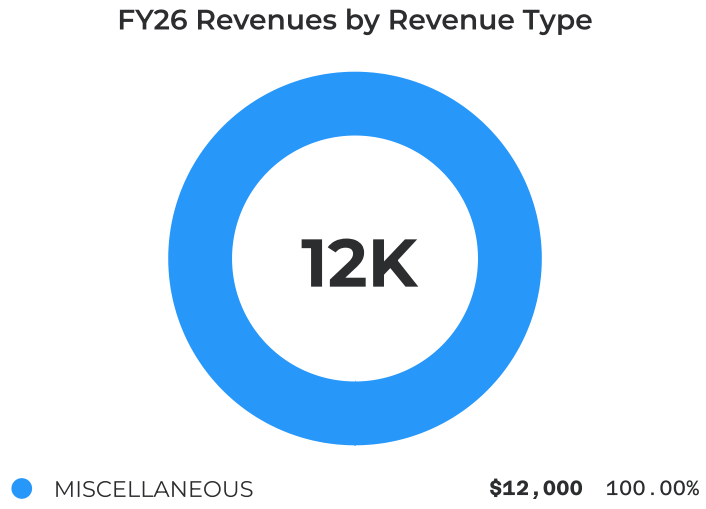

The Public Safety Fund's Fiscal Year Revenue by Revenue Type consists solely of MISCELLANEOUS revenue, totaling $12,000, which represents 100% of the fund's revenue for the fiscal year.

Revenues by Revenue Type

Category	FY 2025 Adopted	FY 2026 Budgeted	FY 2025 Adopted vs. FY 2026 Budgeted (% Change)
MISCELLANEOUS	$7,660.00	$12,000.00	56.66%
Total Revenues	**$7,660.00**	**$12,000.00**	**56.66%**

Fleet Fund

The mission of the Fleet Management Fund is to provide necessary vehicles and equipment as well as future repairs and maintenance on these vehicles and equipment to various departments and divisions within the Town organization. This function is essential so that the town may meet the needs of its citizens.

This internal service fund centralizes the expenditures for the replacement of vehicles for all participating departments. The fund maintains a replacement schedule and replaces vehicles according to the organization's needs. Each town department makes monthly payments according to the types of vehicles owned or leased, and by doing so, when a new vehicle is needed, the department does not have to pay for the vehicle outside its annual budget.

Revenue Summary

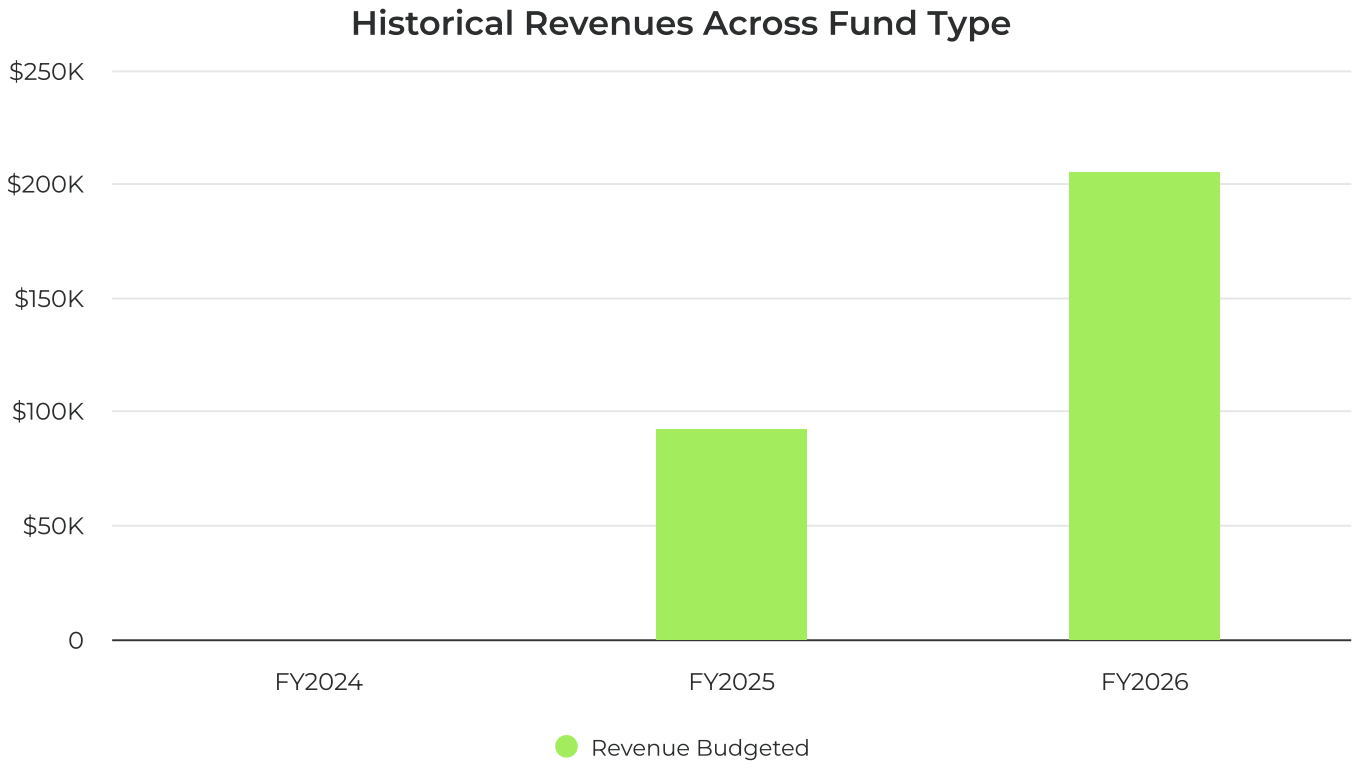

The Fleet Fund's Revenue Summary for FY2026 shows a budgeted revenue of $205,600, which represents a significant increase of 121.59% compared to the previous year's budgeted revenue of $92,785. This marks a substantial growth in the revenue expectations for the fund. In contrast, the actual revenue for the previous year was $0, indicating that the FY2026 budgeted revenue is notably higher than what was realized in FY2025. Overall, the FY2026 budget reflects a major upward adjustment in revenue projections for the Fleet Fund.

Revenues by Revenue Type

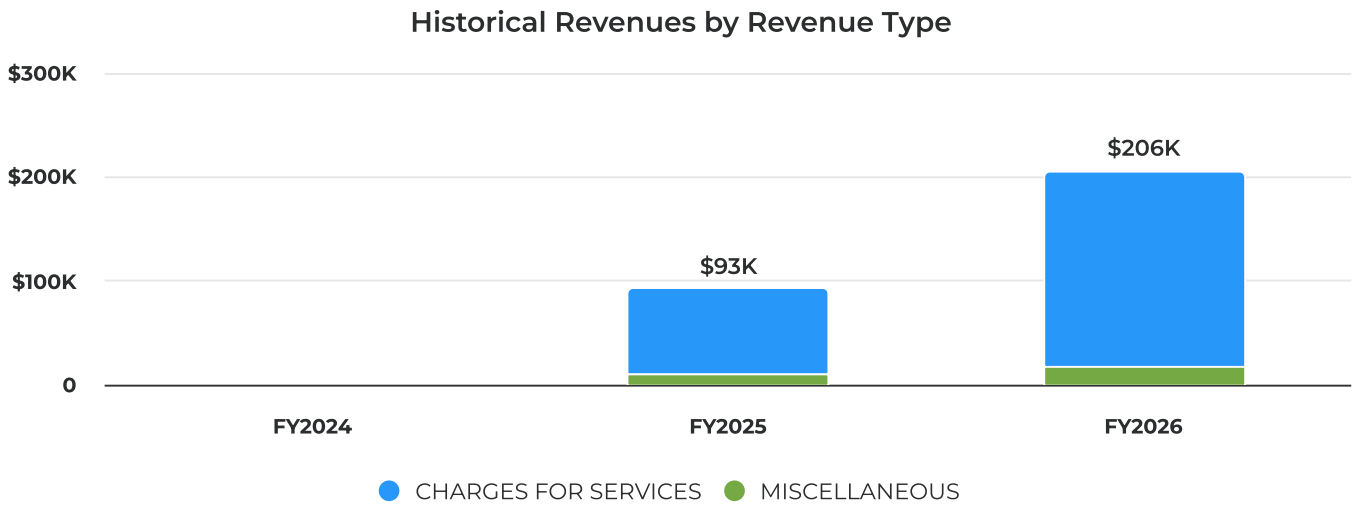

In FY2026, the Fleet Fund's total revenue increased significantly to $205,600, marking a 121.59% rise from the previous year's total of $92,785. The largest revenue source continued to be Charges for Services, which grew by 128.02% to $187,600, representing 91.25% of the total revenue, up from 88.67% in FY2025. Miscellaneous revenue also increased by 71.27%, reaching $18,000 and accounting for 8.75% of the total revenue, a slight decrease in its share compared to 11.33% the prior year. These changes highlight substantial growth in both major revenue categories, with Charges for Services showing the most pronounced increase in both value and proportion of total revenue.

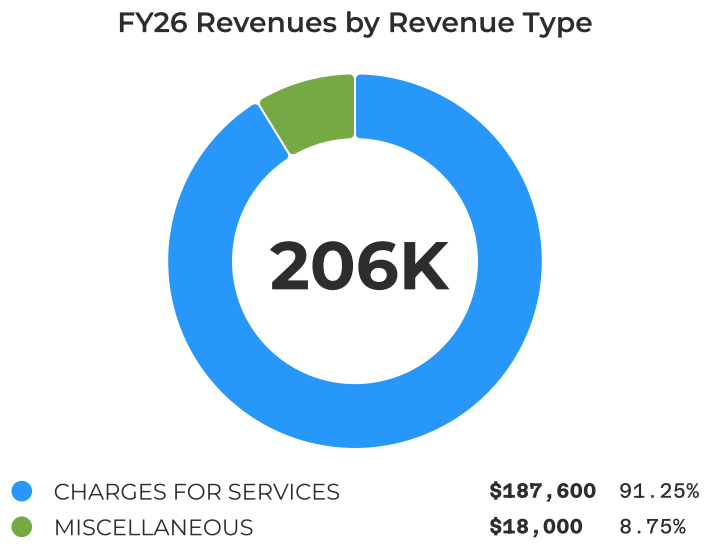

For the Fleet Fund's Fiscal Year Revenue by Revenue Type, Charges for Services account for $187,600, representing 91.25% of the total revenue. Miscellaneous revenue contributes $18,000, making up 8.75% of the total.

Revenues by Revenue Type

Category	FY 2025 Adopted	FY 2026 Budgeted	FY 2025 Adopted vs. FY 2026 Budgeted (% Change)
CHARGES FOR SERVICES	$82,275.00	$187,600.00	128.02%
MISCELLANEOUS	$10,510.00	$18,000.00	71.27%
Total Revenues	**$92,785.00**	**$205,600.00**	**121.59%**

Water Fund

The Water Fund is a major enterprise fund. The Water Fund was established to account for the acquisition, operation and maintenance of the Town's water facilities and infrastructure.

Expenditure Summary

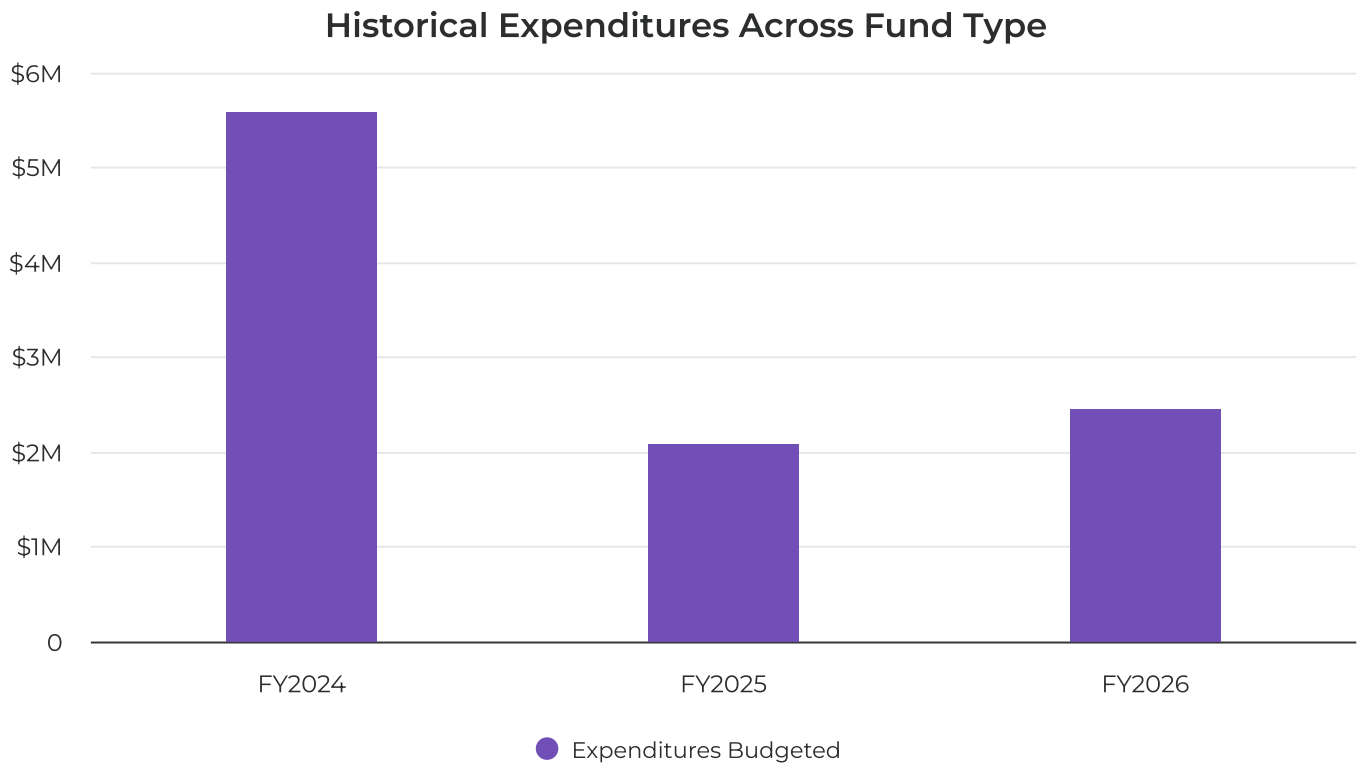

In the Water Fund's Expenditure Summary for FY2026, the budgeted expenditures are $2.5 million, representing an 18.1% increase from the previous year's budgeted amount of $2.1 million. This marks a significant rebound following a 62.69% decrease in budgeted expenditures from the prior period to FY2025. The actual expenditures for FY2025 were $0, indicating no spending occurred despite the budgeted amount. The increase in the FY2026 budgeted expenditures suggests a restoration of funding levels compared to the previous year.

Expenditures by Department

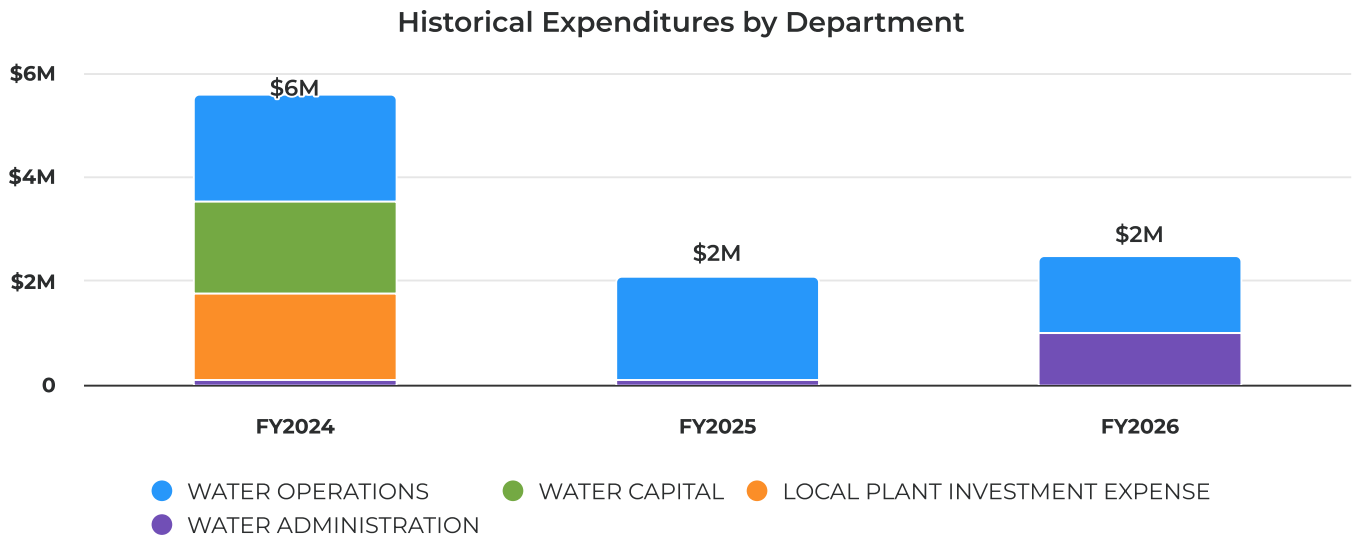

In FY2026, the Water Fund's total expenditures increased by 18.1% to $2.5 million compared to the previous year. The largest expenditure category, Water Operations, decreased by 25.34%, falling from $2 million to $1.5 million, which now represents 60.12% of the total budget. Conversely, Water Administration saw a significant increase of 862.15%, rising from $102,121 to $982,555 and accounting for 39.88% of the total expenditures. The Water Capital and Local Plant Investment Expense categories remained at $0, consistent with the prior year. Overall, the budget shift reflects a substantial reallocation from Water Operations to Water Administration within the Water Fund.

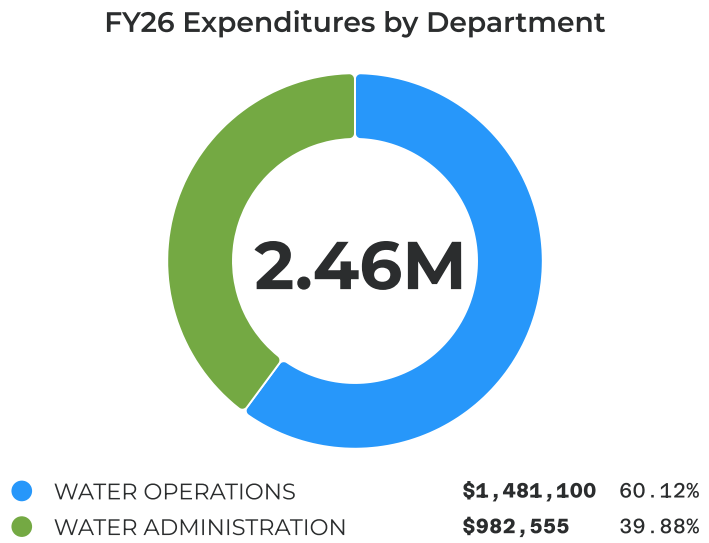

For the Water Fund fiscal year expenditures by department, Water Operations accounts for $1.5 million, representing 60.12% of the total expenditures. Water Administration comprises $982,555, which is 39.88% of the total.

Expenditures by Department

Category	FY 2025 Adopted	FY 2026 Budgeted	FY 2025 Adopted vs. FY 2026 Budgeted (% Change)
WATER OPERATIONS	$1,983,878.00	$1,481,100.00	-25.34%
WATER ADMINISTRATION	$102,121.00	$982,555.00	862.15%
Total Expenditures	**$2,085,999.00**	**$2,463,655.00**	**18.10%**

Revenue Summary

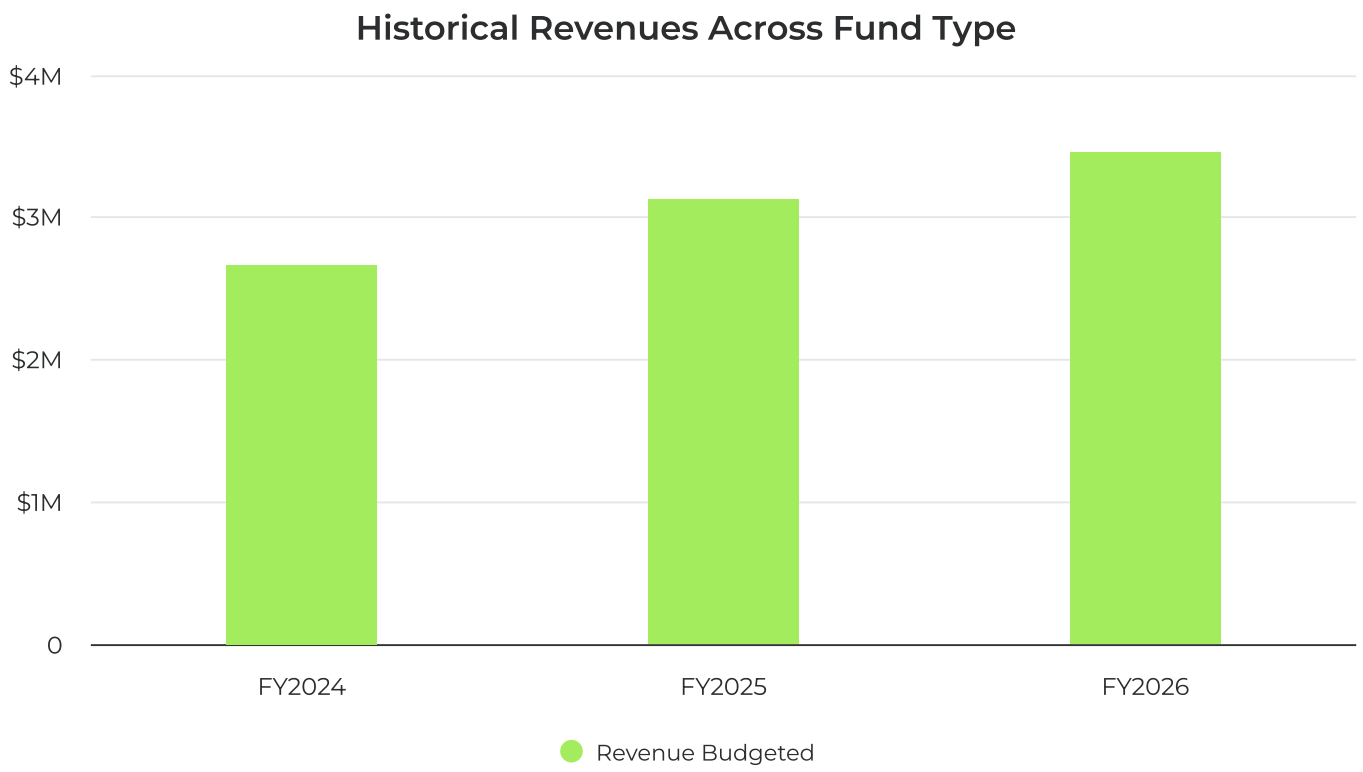

The Water Fund's Revenue Summary for FY2026 shows a budgeted revenue of $3.5 million, which is an increase of 11.22% from the previous year's budgeted revenue of $3.1 million. This follows a significant 17.64% increase in budgeted revenue from the prior period to FY2025. The actual revenue for FY2025 was reported as $0, indicating no recorded revenue for that year. Overall, the budgeted revenue continues to grow in FY2026, though at a slower rate compared to the previous year's increase.

Revenues by Revenue Type

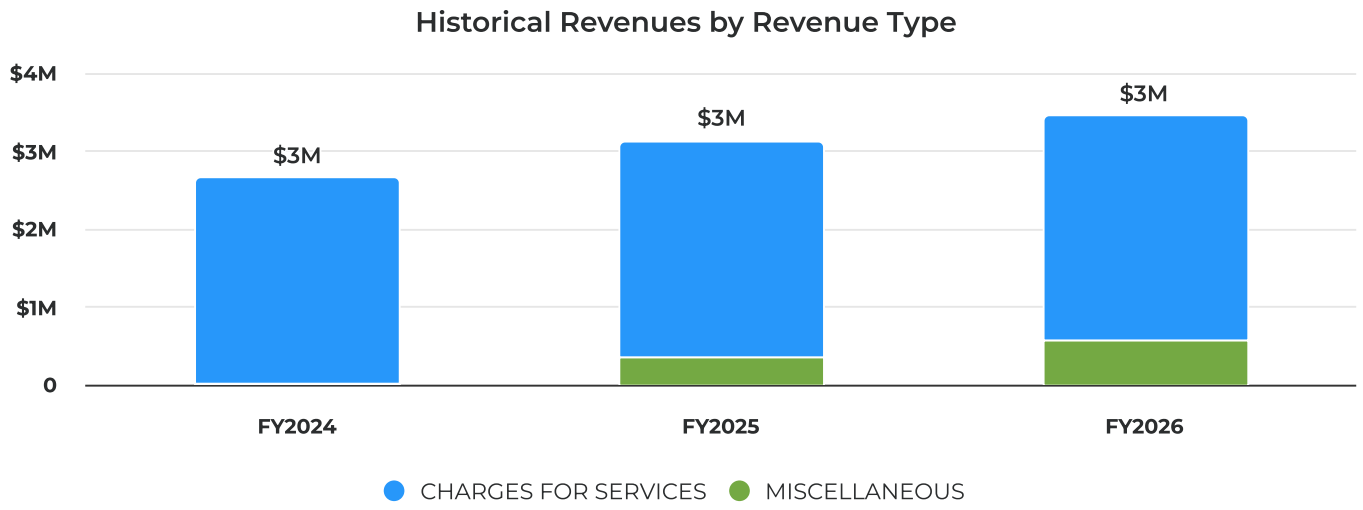

In FY2026, the Water Fund's total revenue increased by 11.22% to $3.5 million compared to the previous year. The largest revenue source remained Charges for Services, which grew by 5% to $2.9 million, representing 83.95% of the total revenue. Miscellaneous revenue also increased significantly by 61.16% to $559,000, accounting for 16.05% of the total. While Charges for Services continued to be the dominant category, Miscellaneous revenue showed a notable rise both in absolute terms and as a share of total revenue compared to FY2025.

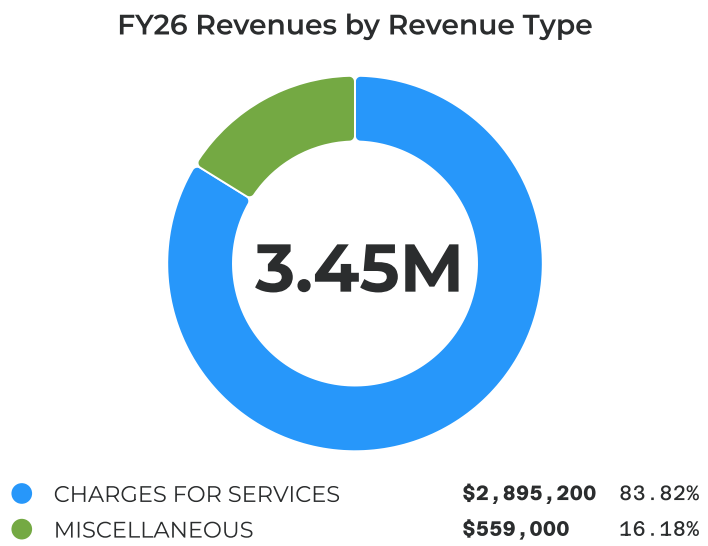

For the Water Fund's fiscal year revenue by revenue type, Charges for Services account for $2.9 million, representing 83.95% of the total revenue. Miscellaneous revenue contributes $559,000, which is 16.05% of the total.

Revenues by Revenue Type

Category	FY 2025 Adopted	FY 2026 Budgeted	FY 2025 Adopted vs. FY 2026 Budgeted (% Change)
CHARGES FOR SERVICES	$2,783,921.00	$2,895,200.00	4.00%
MISCELLANEOUS	$346,860.00	$559,000.00	61.16%
Total Revenues	**$3,130,781.00**	**$3,454,200.00**	**10.33%**

Wastewater Fund

The Wastewater Fund is a major enterprise fund. The Wastewater Fund was established to account for the acquisition, operation and maintenance of the Town's wastewater facilities and infrastructure.

Expenditure Summary

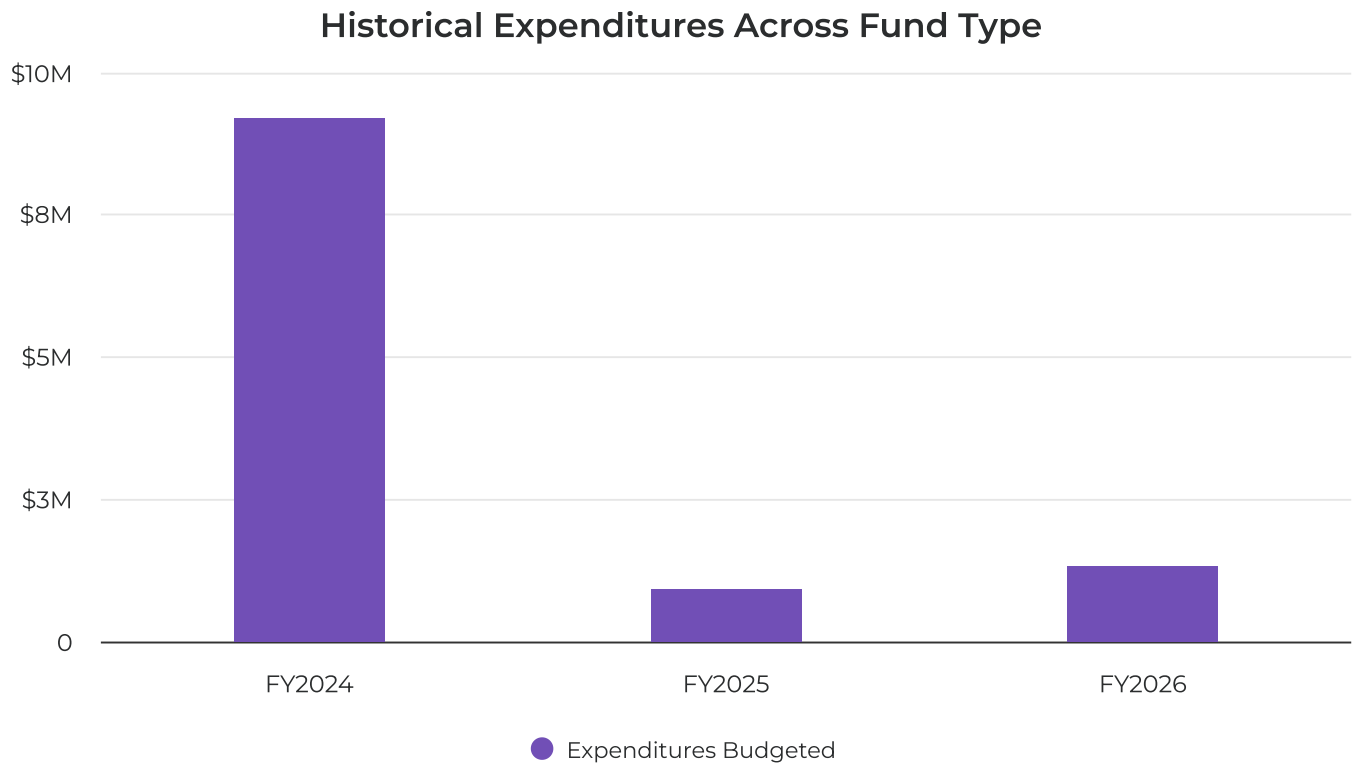

The Wastewater Fund's Expenditure Summary for FY2026 shows a budgeted amount of $1.3 million, which represents a 42% increase from the previous year's budgeted expenditures of $938,102. This marks a significant rise following the prior year's budget, which had decreased by 89.81% from its earlier period. The actual expenditures for the previous year were $0, indicating no spending occurred despite the budget allocation. The FY2026 budget reflects a substantial increase in planned expenditures compared to the previous year, highlighting a notable shift in financial planning for the Wastewater Fund.

Expenditures by Department

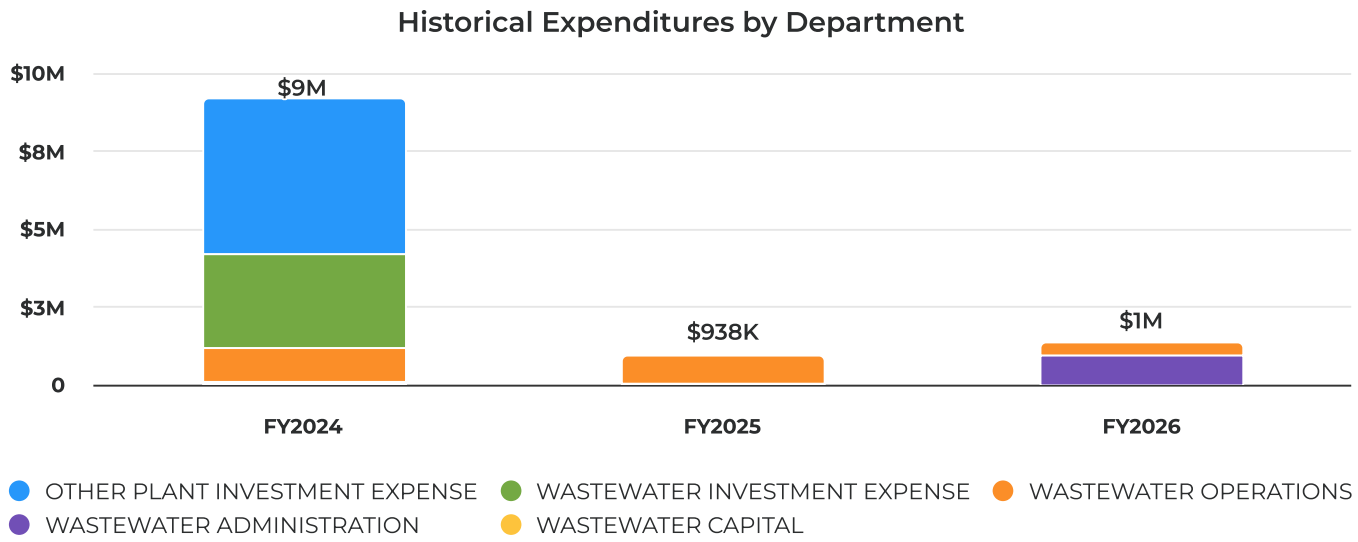

The Wastewater Fund's total expenditures for FY2026 increased by 42% to $1.3 million compared to the previous year's total of $938,102. The largest expenditure category shifted significantly from Wastewater Operations to Wastewater Administration. Wastewater Administration rose sharply by $898,039, a 1,581.36% increase, reaching $954,828 and representing 71.68% of the total budget. Conversely, Wastewater Operations decreased by $504,013, or 57.19%, to $377,300, accounting for 28.32% of the total. Other categories, including Other Plant Investment Expense, Wastewater Capital, and Wastewater Investment Expense, remained at $0, consistent with the prior year. This budget year highlights a major reallocation of funds from operations to administration within the Wastewater Fund.

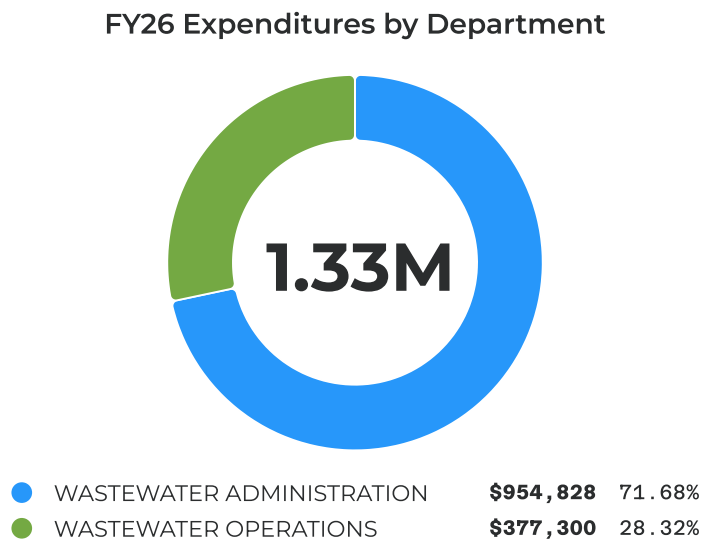

For the Wastewater Fund's fiscal year expenditures by department, Wastewater Administration accounts for $954,828, representing 71.68% of the total expenditures. Wastewater Operations comprises $377,300, which is 28.32% of the total.

Expenditures by Department

Category	FY 2025 Adopted	FY 2026 Budgeted	FY 2025 Adopted vs. FY 2026 Budgeted (% Change)
WASTEWATER ADMINISTRATION	$56,789.00	$954,828.00	1,581.36%
WASTEWATER OPERATIONS	$881,313.00	$377,300.00	-57.19%

Category	FY 2025 Adopted	FY 2026 Budgeted	FY 2025 Adopted vs. FY 2026 Budgeted (% Change)
Total Expenditures	**$938,102.00**	**$1,332,128.00**	**42.00%**

Revenue Summary

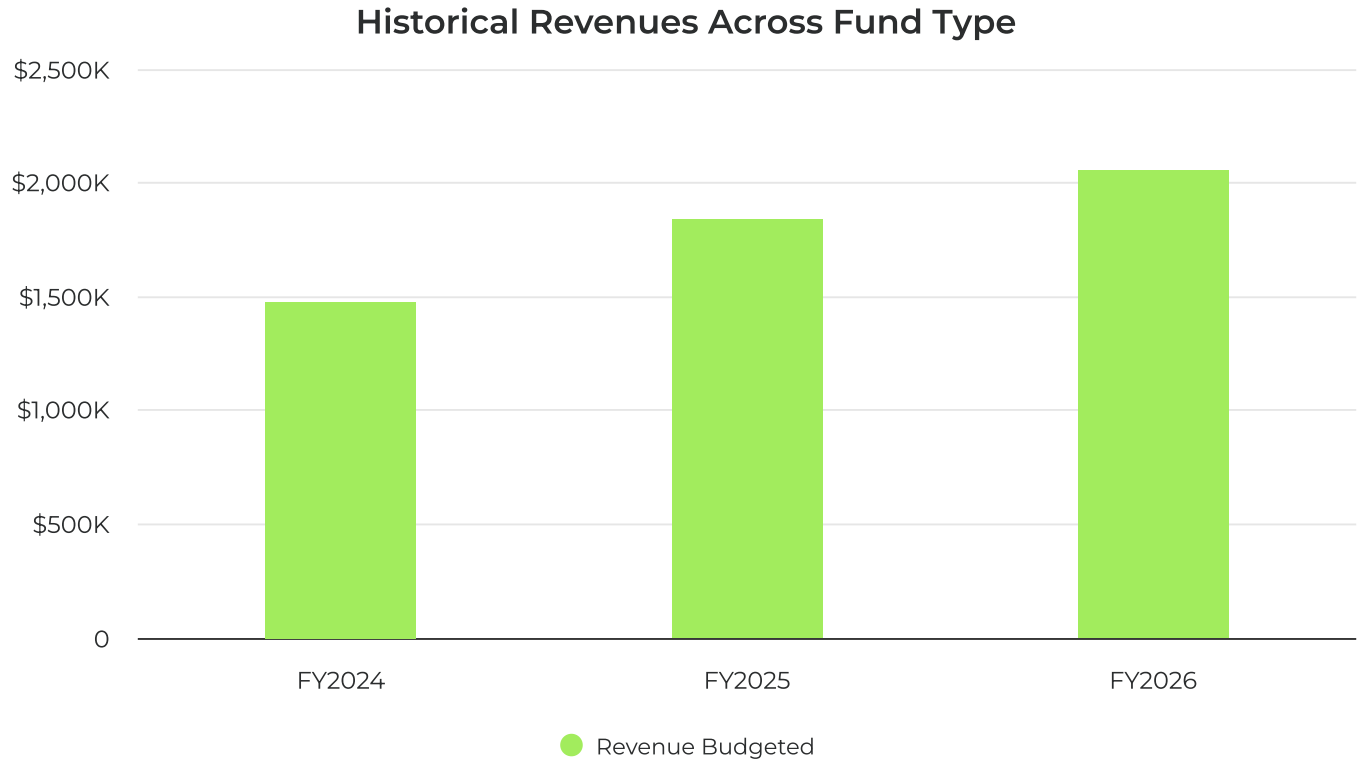

The Wastewater Fund's Revenue Summary for FY2026 shows a budgeted revenue of $2.1 million, which is a 12.41% increase from the previous year's budgeted revenue of $1.8 million. This follows a significant 24.56% increase in budgeted revenue from the prior period to FY2025. The actual revenue for FY2025 was not provided. Overall, the budgeted revenue continues to grow, though at a slower rate compared to the previous year's increase.

Revenues by Revenue Type

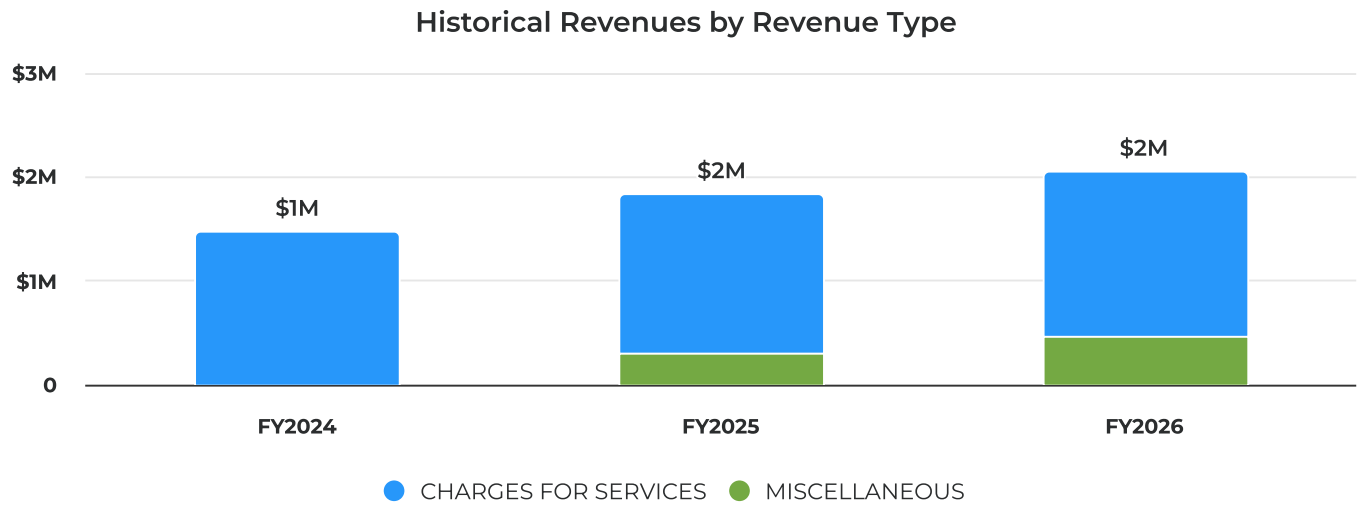

The Wastewater Fund's total revenue for FY2026 is $2.1 million, reflecting a 12.41% increase from the previous year's total of $1.8 million. The largest revenue source remains Charges for Services, which increased by $76,859 or 5.01%, reaching $1.6 million and representing 77.99% of the total revenue. Miscellaneous revenue also saw a significant rise, increasing by $151,440 or 49.89% to $455,000, now accounting for 22.01% of the total. These two categories together continue to comprise the entire revenue, with Miscellaneous showing the largest percentage increase and Charges for Services maintaining the largest share of the total revenue.

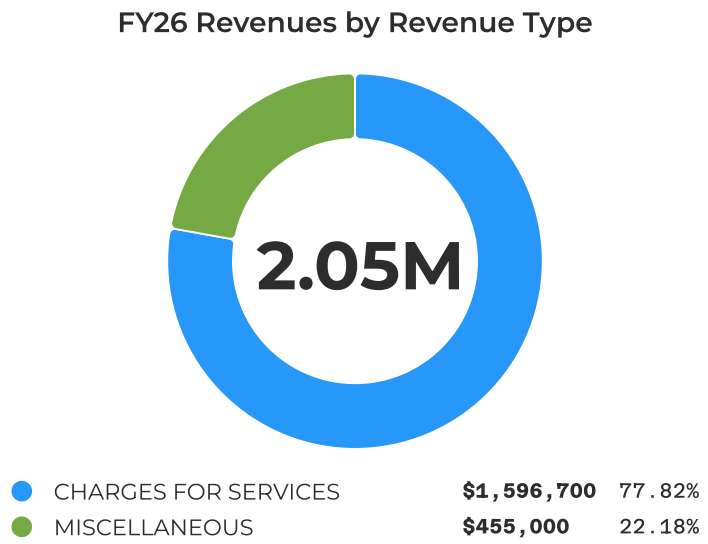

For the Wastewater Fund in the fiscal year, CHARGES FOR SERVICES accounted for $1.6 million, representing 77.99% of the total revenue. MISCELLANEOUS revenue contributed $455,000, making up 22.01% of the total revenue.

Revenues by Revenue Type

Category	FY 2025 Adopted	FY 2026 Budgeted	FY 2025 Adopted vs. FY 2026 Budgeted (% Change)
CHARGES FOR SERVICES	$1,535,341.00	$1,596,700.00	4.00%
MISCELLANEOUS	$303,560.00	$455,000.00	49.89%
Total Revenues	**$1,838,901.00**	**$2,051,700.00**	**11.57%**

Stormwater Fund

The Stormwater Fund is a major enterprise fund. The Stormwater Fund was established to account for the acquisition, operation and maintenance of the Town's water facilities and infrastructure.

Expenditure Summary

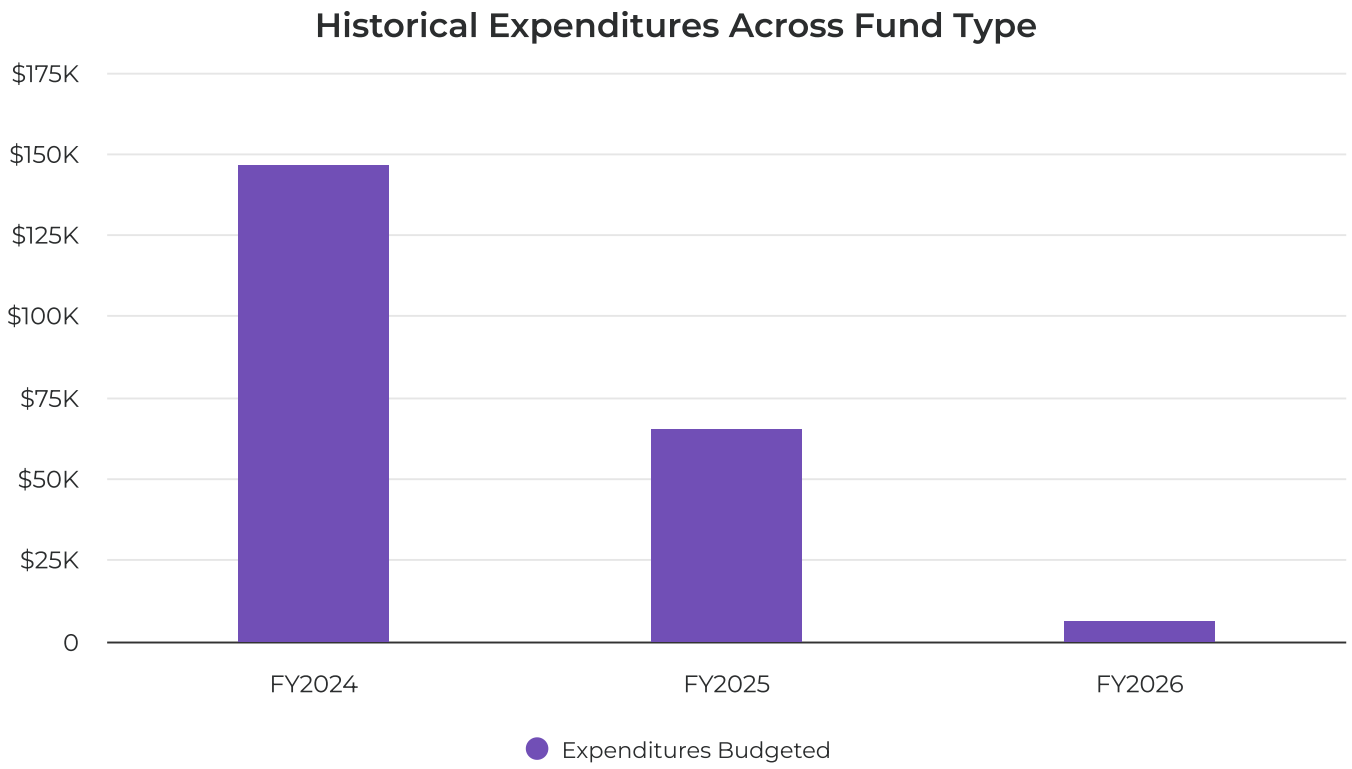

In the Stormwater Fund, the total expenditures budgeted for FY2026 are $6,600, representing a significant decrease of 89.85% from the previous year's budgeted amount of $65,017. This marks a continued downward trend in budgeted expenditures following the prior year's 55.69% reduction. The actual expenditures for the previous year were $0, indicating no spending occurred despite the larger budget allocation. Overall, the FY2026 budget reflects a substantial reduction in planned spending compared to FY2025.

Expenditures by Department

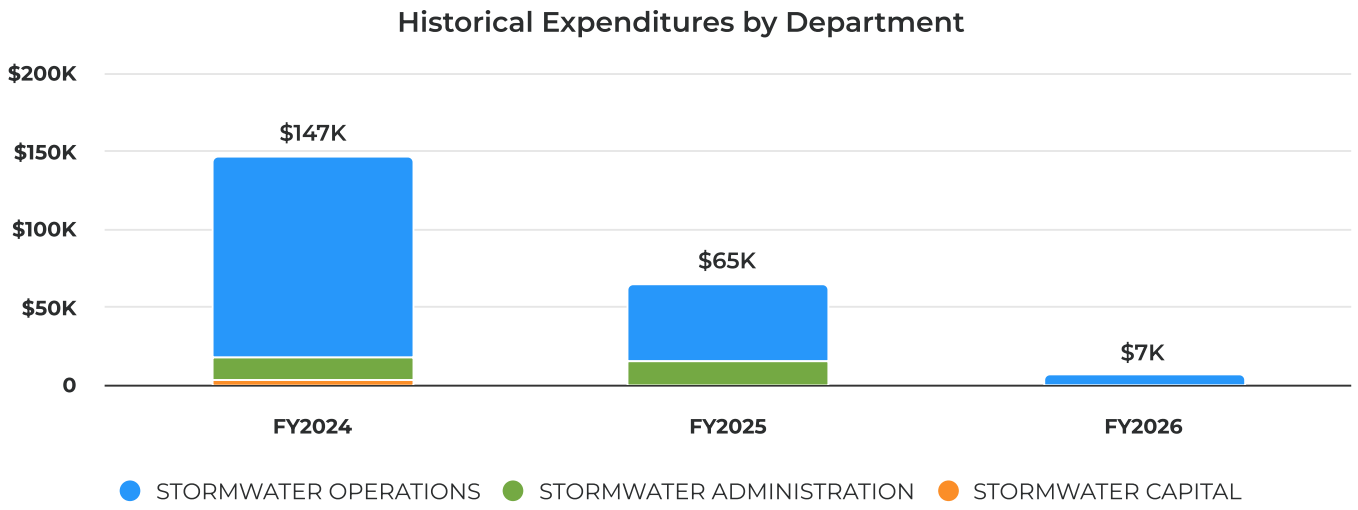

In FY2026, the total expenditures for the Stormwater Fund decreased significantly to $6,600, representing an 89.85% reduction from the previous year's total of $65,017. The entire budget for FY2026 is allocated to Stormwater Operations, which accounts for 100% of the total expenditures. This category saw a substantial decrease of $42,838, or 86.65%, down from $49,438 in FY2025.

Stormwater Administration expenditures were eliminated entirely in FY2026, dropping from $15,579 in FY2025 to $0, a 100% decrease. Similarly, there were no expenditures for Stormwater Capital in FY2026, consistent with the previous year where it was also $0.

Overall, the FY2026 budget reflects a major reduction in spending across all departments, with Stormwater Operations remaining the sole expenditure category but at a much lower level compared to FY2025.

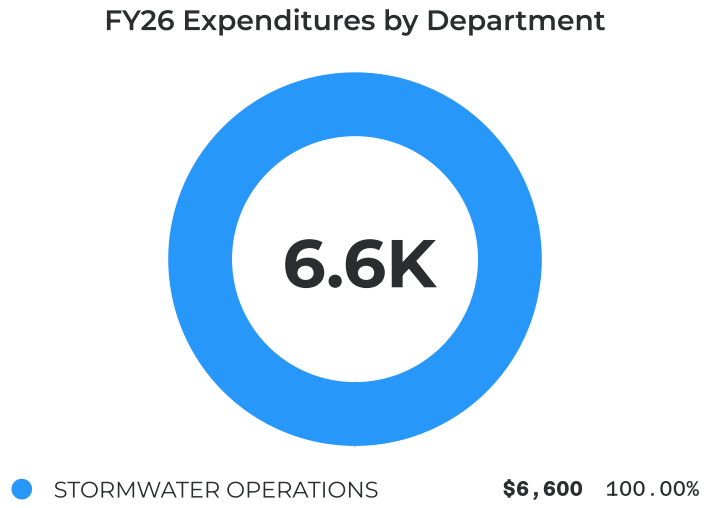

For the fiscal year expenditures by department in the Stormwater Fund, the Stormwater Operations category accounts for $6,600, representing 100% of the total expenditures.

Expenditures by Department

Category	FY 2025 Adopted	FY 2026 Budgeted	FY 2025 Adopted vs. FY 2026 Budgeted (% Change)
STORMWATER OPERATIONS	$49,438.00	$6,600.00	-86.65%
STORMWATER ADMINISTRATION	$15,579.00	-	-100.00%
Total Expenditures	**$65,017.00**	**$6,600.00**	**-89.85%**

Revenue Summary

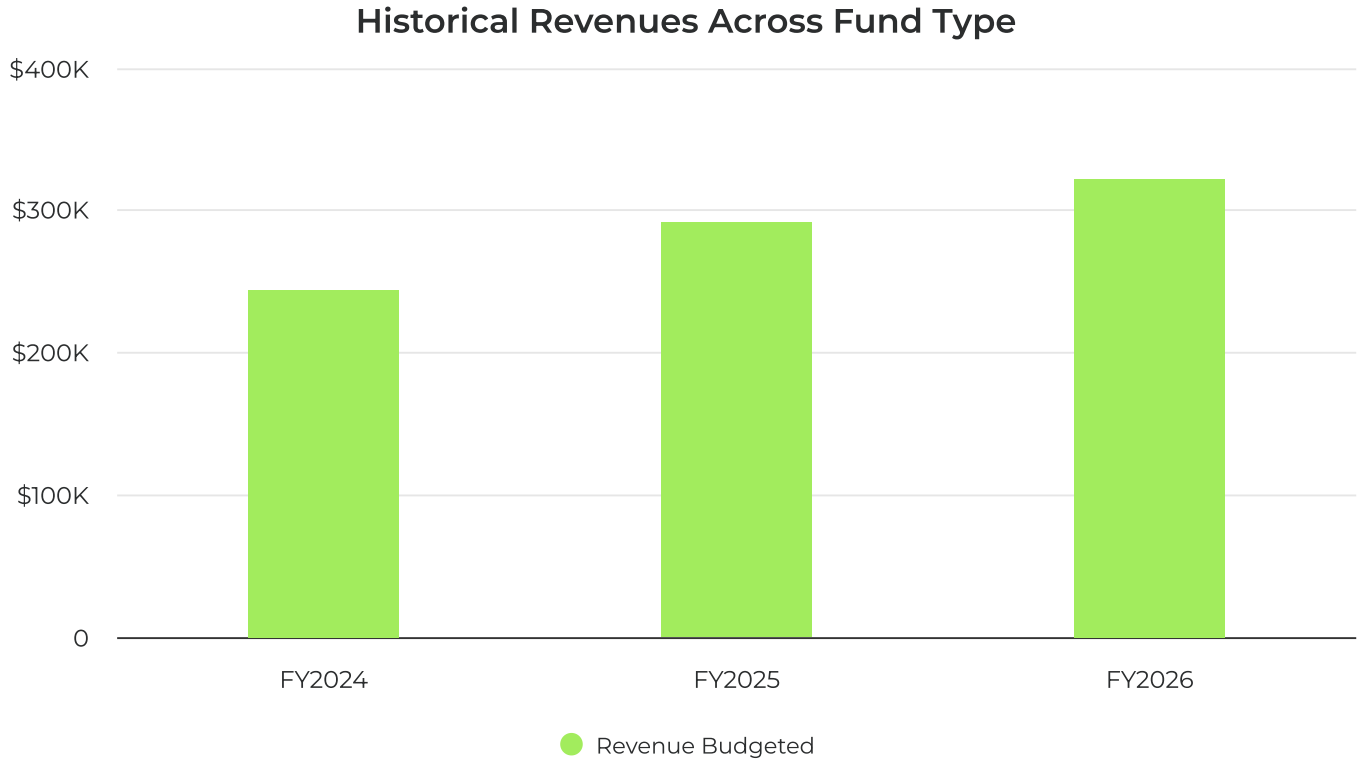

The Stormwater Fund's Revenue Summary for FY2026 shows a budgeted revenue of $322,400, which is an increase of 10.32% from the previous year's budgeted revenue of $292,245. This follows a significant 19.58% increase in budgeted revenue from the prior period to FY2025. Notably, the actual revenue for FY2025 was $0, indicating a discrepancy between budgeted and actual figures for that year. Overall, the FY2026 budget continues the upward trend in revenue expectations, though at a slower growth rate compared to the previous year's increase.

Revenues by Revenue Type

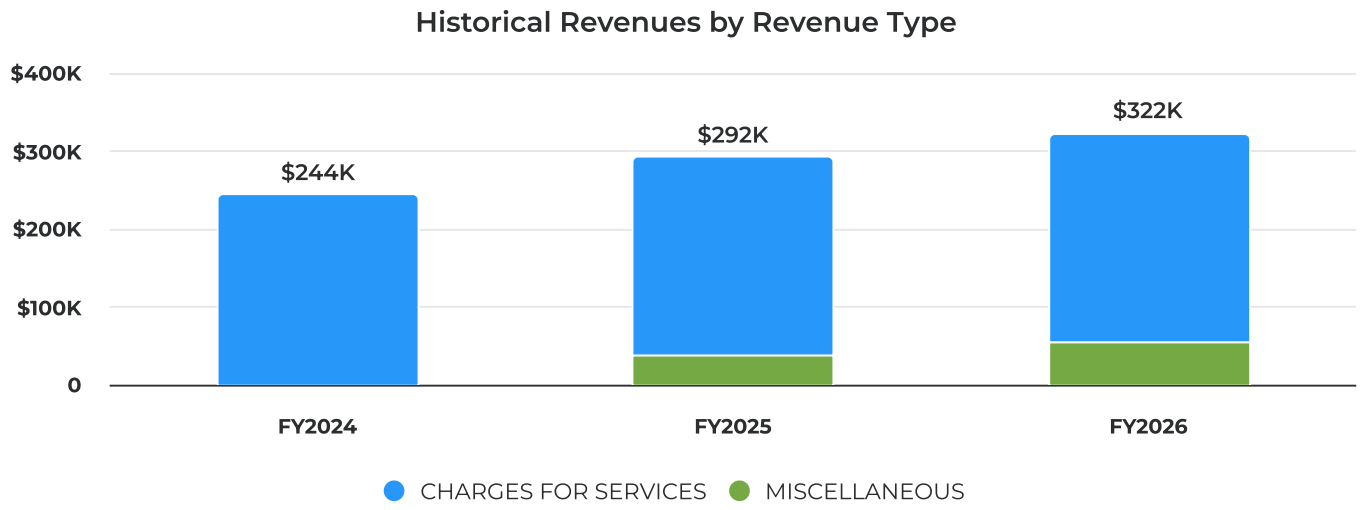

In FY2026, the Stormwater Fund's total revenue increased by 10.32% to $322,400 compared to the previous year. The largest revenue source remained Charges for Services, which grew by 5.04% to $267,400, representing 82.94% of the total revenue. Miscellaneous revenue saw a significant increase of 46%, rising to $55,000 and accounting for 17.06% of the total. These changes highlight that while Charges for Services continued to be the dominant revenue type, Miscellaneous revenue experienced the largest percentage growth in FY2026.

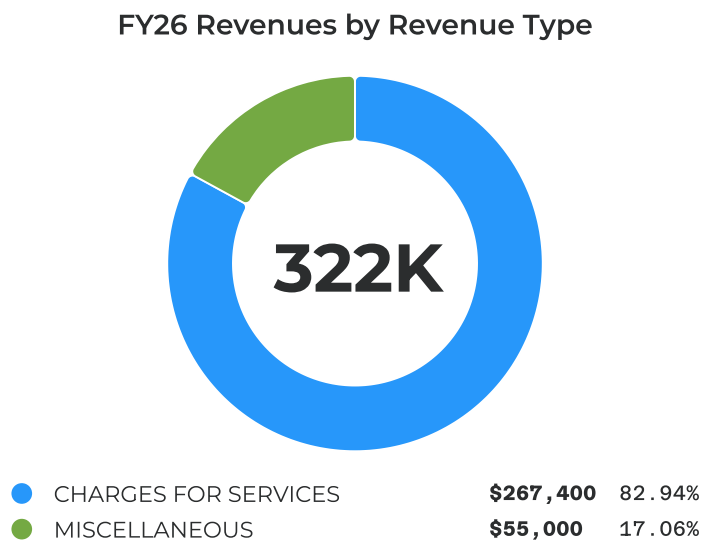

For the Stormwater Fund in the fiscal year, Charges for Services accounted for $267,400, representing 82.94% of the total revenue. Miscellaneous revenue contributed $55,000, making up 17.06% of the total.

Revenues by Revenue Type

Category	FY 2025 Adopted	FY 2026 Budgeted	FY 2025 Adopted vs. FY 2026 Budgeted (% Change)
CHARGES FOR SERVICES	$254,575.00	$267,400.00	5.04%
MISCELLANEOUS	$37,670.00	$55,000.00	46.00%
Total Revenues	**$292,245.00**	**$322,400.00**	**10.32%**

Departments Summary

Organizational Structure

Authorized Positions by Department Summary

Department & Fund Relationship

2025 Proposed Expenditures

- GENERAL FUND **(Budgeted) $**
- WATER FUND **(Budgeted) $**
- WASTEWATER FUND **(Budgeted) $**
- STORMWATER FUND **(Budgeted) $**

Legislative

The Town of Severance's Legislative branch serves the residents of Severance. Town staff strives to provide the best service to the public and ensure transparency at the legislative level. The legislative branch ensures that all ordinances, resolutions, and elections are conducted according to state and federal legal standards.

The Town consists of four Legislative branches: Town Council, Planning Commission, Tree Board, and Citizen Advisory Board:

1. The Town Council for the Town consists of a Mayor and six (6) Council Members. Each member must be a registered elector and must reside within the Town limits for at least a year before the election. The residents elect each Council Member for a four (4) year overlapping term. Council Members may serve an unlimited number of terms in office so long as they are elected for such terms at each regular or special election. This governing body hears citizens' concerns and creates and approves Town Ordinances and Resolutions.
2. The Planning Commission consists of one Chairperson, four commissioners, and an alternate. It is appointed by the Town Council and acts as an advisory board on all planning projects, such as subdivisions, oil and gas projects, and commercial and residential developments.
3. The Tree Board provides management of the urban forest for the Town of Severance. This board consists of volunteer members appointed by the Town Council from the community. The Tree Board oversees all portions of the urban forest that is planted on Town property such as parks and the space between detached sidewalks and public streets. The Board also sets standards on development and recommends Municipal changes to the code as it relates to trees.
4. The Citizen Advisory Board, which consists of seven citizens of the Town of Severance, advocates for and informs the community by providing research and recommendations on local issues to the Town Council.

The Town Clerk's office focuses on transparency and direct service to the citizens. It is a first point of contact and liaison for citizens and their governing body. The clerk's office issues licensing, such as Business, Sales Tax, and Liquor Licenses. The Clerk's office maintains all public records, including the official Municipal Code. The Town's Website, Hybrid meetings, and YouTube uploads are also incorporated into this role.

Expenditure Summary

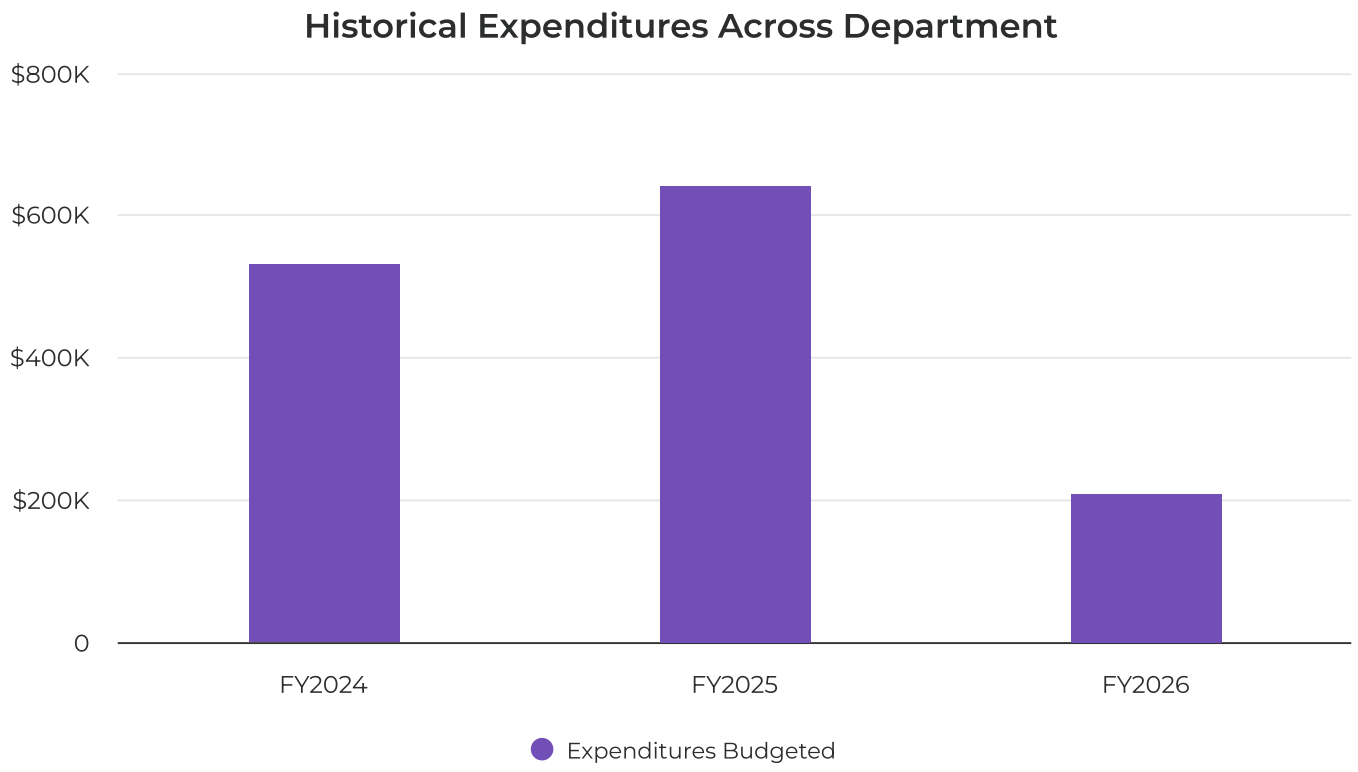

In the Legislative Expenditure Summary for FY2026, the budgeted expenditures are $207,515, representing a significant decrease of 67.63% compared to the previous year's budgeted amount of $640,983. This marks a substantial reduction in the allocation for legislative expenditures from FY2025 to FY2026.

Expenditures by Expense Object

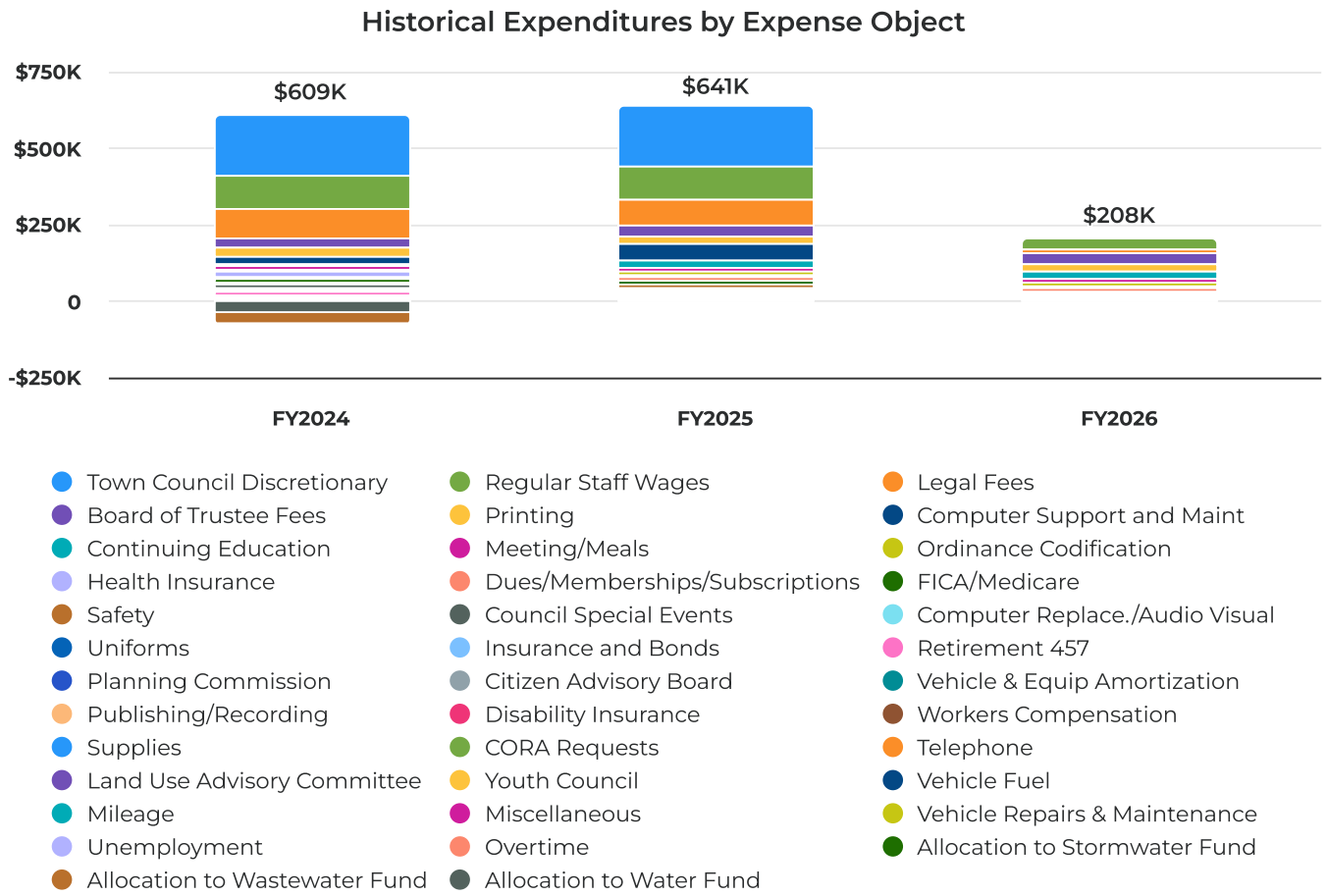

The FY2026 Legislative budget totals $207,515, representing a significant decrease of 67.63% from the previous year's total of $640,983. The largest expense category in FY2026 is Regular Staff Wages at $37,829, which accounts for 18.23% of the total budget but has decreased by $71,776 or 65.49% compared to the prior year.

Board of Trustee Fees remain steady at $36,000, making up 17.35% of the budget with no change from the previous year. Printing expenses also hold steady at $25,200, representing 12.14% of the total. Continuing Education remains at $24,000, or 11.57% of the budget, unchanged from the prior year.

Legal Fees have decreased substantially by $68,000 or 81.93%, now totaling $15,000 and comprising 7.23% of the budget. Meeting/Meals expenses remain constant at $12,100 (5.83%), as do Ordinance Codification costs at $12,000 (5.78%). Dues, Memberships, and Subscriptions slightly decreased by $500 or 4.35% to $11,000, representing 5.3% of the budget.

Uniforms increased by $2,000 or 50%, totaling $6,000 and accounting for 2.89% of the budget. FICA/Medicare expenses decreased by $5,492 or 49.3% to $5,647, which is 2.72% of the total budget.

Notable decreases include the complete elimination of Town Council Discretionary funds, which dropped by $200,000 or 100%, and the removal of Computer Support and Maintenance expenses, which fell by $53,178 or 100%. Other eliminated expenses include Safety, Computer Replacement/Audio Visual, and Insurance and Bonds, each reduced by 100%. Health Insurance costs decreased by $7,827 or 74.63%, and Retirement 457 contributions fell by $2,285 or 66.81%.

Among the few increases, Youth Council and Land Use Advisory Committee each received $2,000, Mileage increased by $250 or 500% to $300, Miscellaneous expenses rose by $75 or 14.29% to $600, and Vehicle & Equipment Amortization increased slightly by $20 or 1.01% to $2,000.

FY26 Expenditures by Expense Object

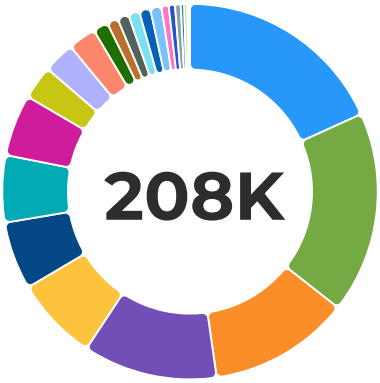

Regular Staff Wages	$37,829	18.23%
Board of Trustee Fees	$36,000	17.35%
Printing	$25,200	12.14%
Continuing Education	$24,000	11.57%
Legal Fees	$15,000	7.23%
Meeting/Meals	$12,100	5.83%
Ordinance Codification	$12,000	5.78%
Dues/Memberships/Subscriptions	$11,000	5.30%
Uniforms	$6,000	2.89%
FICA/Medicare	$5,647	2.72%
Council Special Events	$5,000	2.41%
Health Insurance	$2,661	1.28%
Vehicle & Equip Amortization	$2,000	0.96%
Planning Commission	$2,000	0.96%
Citizen Advisory Board	$2,000	0.96%
Land Use Advisory Committee	$2,000	0.96%
Youth Council	$2,000	0.96%
Supplies	$1,300	0.63%
Retirement 457	$1,135	0.55%
Publishing/Recording	$1,000	0.48%
Miscellaneous	$600	0.29%
Disability Insurance	$567	0.27%
Mileage	$300	0.14%
Overtime	$100	0.05%
Unemployment	$76	0.04%

The Legislative fiscal year expenditures by expense object include Regular Staff Wages at $37,829, accounting for 18.23% of the total. Board of Trustee Fees follow closely with $36,000, representing 17.35%. Printing expenses are $25,200, making up 12.14%, while Continuing Education costs are $24,000, or 11.57%. Legal Fees amount to $15,000, which is 7.23% of the expenditures. Meeting and Meals expenses total $12,100, comprising 5.83%, and Ordinance Codification is $12,000, or 5.78%. Dues, Memberships, and Subscriptions are $11,000, representing 5.3%. Uniforms cost $6,000, accounting for 2.89%, and FICA/Medicare expenses are $5,647, making up 2.72% of the total. Fifteen smaller categories are not included in this summary.

Expenditures by Expense Object

Category	FY 2025 Adopted	FY 2026 Budgeted	FY 2025 Adopted vs. FY 2026 Budgeted (% Change)
Regular Staff Wages	$109,605.00	$37,829.00	-65.49%
Retirement 457	$3,420.00	$1,135.00	-66.81%
Board of Trustee Fees	$36,000.00	$36,000.00	0.00%
FICA/Medicare	$11,139.00	$5,647.00	-49.30%
Workers Compensation	$1,930.00	-	-100.00%
Unemployment	$272.00	$76.00	-72.06%
Health Insurance	$10,488.00	$2,661.00	-74.63%
Disability Insurance	$2,184.00	$567.00	-74.04%
Legal Fees	$83,000.00	$15,000.00	-81.93%
Telephone	$1,219.00	-	-100.00%
Mileage	$50.00	$300.00	500.00%
Insurance and Bonds	$4,753.00	-	-100.00%
Printing	$25,200.00	$25,200.00	0.00%
Publishing/Recording	$3,000.00	$1,000.00	-66.67%
Ordinance Codification	$12,000.00	$12,000.00	0.00%
Dues/Memberships/Subscriptions	$11,500.00	$11,000.00	-4.35%
Continuing Education	$24,000.00	$24,000.00	0.00%
Meeting/Meals	$12,100.00	$12,100.00	0.00%
Miscellaneous	$525.00	$600.00	14.29%
Council Special Events	$5,000.00	$5,000.00	0.00%
CORA Requests	$1,260.00	-	-100.00%
Computer Replace./Audio Visual	$7,400.00	-	-100.00%
Computer Support and Maint	$53,178.00	-	-100.00%
Safety	$10,000.00	-	-100.00%
Uniforms	$4,000.00	$6,000.00	50.00%
Supplies	$1,680.00	$1,300.00	-22.62%
Land Use Advisory Committee	-	$2,000.00	-
Citizen Advisory Board	$2,000.00	$2,000.00	0.00%
Planning Commission	$2,000.00	$2,000.00	0.00%
Overtime	$100.00	$100.00	0.00%
Vehicle & Equip Amortization	$1,980.00	$2,000.00	1.01%
Town Council Discretionary	$200,000.00	-	-100.00%
Youth Council	-	$2,000.00	-
Total Expenditures	**$640,983.00**	**$207,515.00**	**-67.63%**

Judicial

Expenditure Summary

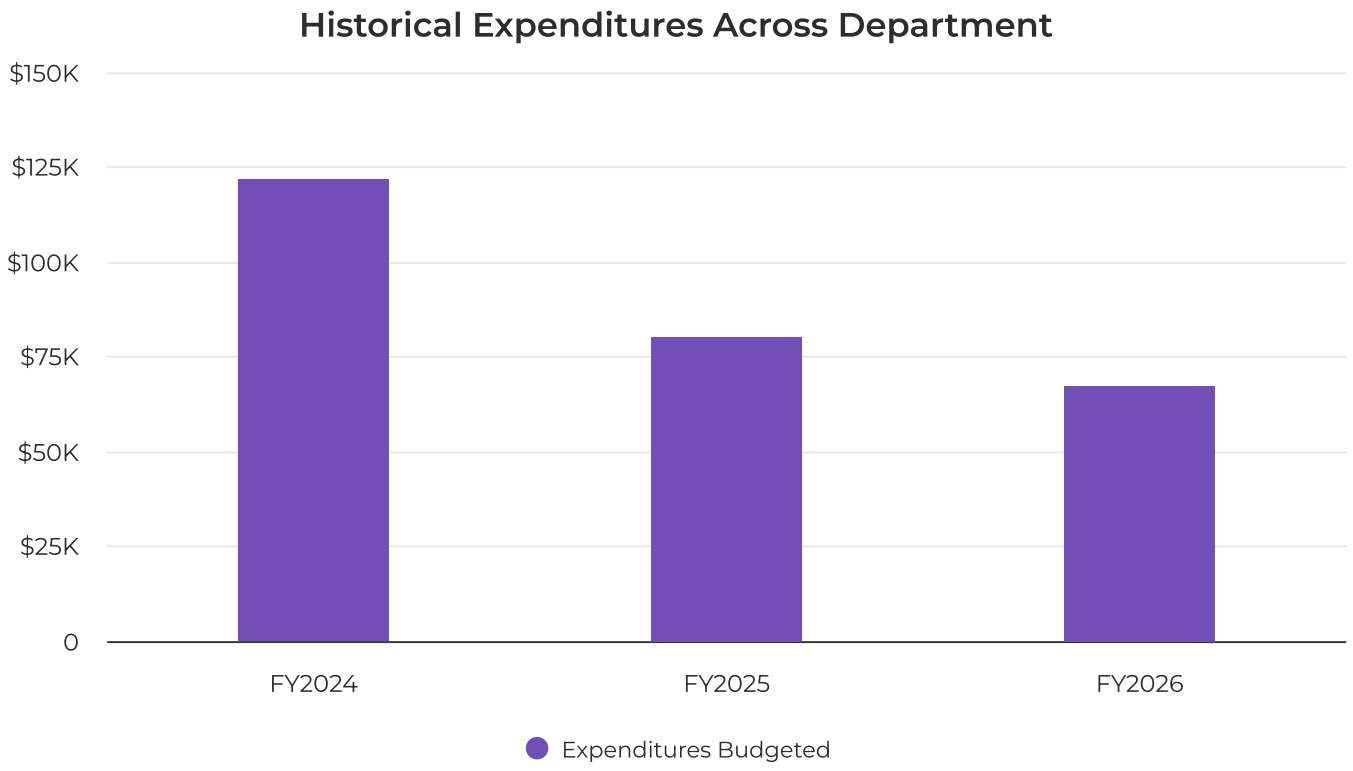

In the Judicial department's Expenditure Summary for FY2026, the budgeted expenditures are $67,379, representing a decrease of 16.12% from the previous year's budgeted amount of $80,328. This continues the downward trend in budgeted expenditures, although the rate of decrease has slowed compared to the prior period's 34.08% reduction. There were no actual expenditures recorded in the previous year, so no comparison is available for actual spending. Overall, the FY2026 budget reflects a further reduction in planned expenditures for the Judicial department, but at a less steep rate than the previous year.

Expenditures by Expense Object

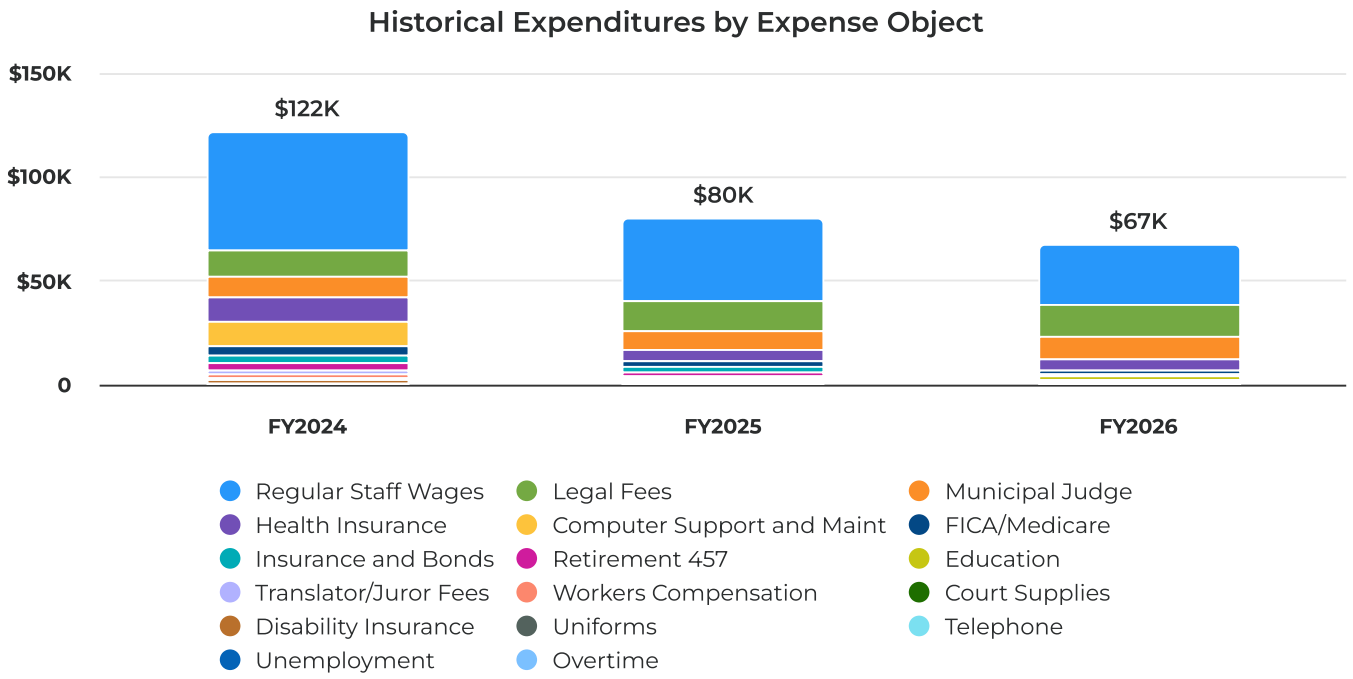

The Judicial budget for FY2026 totals $67,379, reflecting a 16.12% decrease from the previous year's $80,328. Regular Staff Wages remain the largest expense category at $29,287, accounting for 43.47% of the total budget, but this represents a significant decrease of $11,273 or 27.79% compared to the prior year.

Legal Fees increased by $1,337 or 9.79%, rising to $15,000 and now constituting 22.26% of the total budget. The Municipal Judge expense also grew by $900 or 9.38%, reaching $10,500 and making up 15.58% of the budget. Health Insurance saw a modest increase of $131 or 2.5%, totaling $5,375 and representing 7.98% of the budget.

Education expenses increased by $500 or 50%, amounting to $1,500 and 2.23% of the total. Uniforms experienced the largest percentage increase, rising by $1,200 or 600% to $1,400, which is 2.08% of the budget.

Several categories saw notable decreases or were eliminated. Insurance and Bonds and Workers Compensation both dropped to zero, decreasing by $2,377 and $965 respectively, each a 100% reduction. FICA/Medicare decreased by $863 or 27.81% to $2,240, and Retirement 457 declined by $386 or 30.51% to $879. Court Supplies fell by $325 or 61.9% to $200, and Translator/Juror Fees decreased by $230 or 36.51% to $400. Disability Insurance also declined by $169 or 27.8%, totaling $439. Telephone expenses were eliminated, dropping by $407 or 100%, and Unemployment decreased by $22 or 27.16% to $59.

FY26 Expenditures by Expense Object

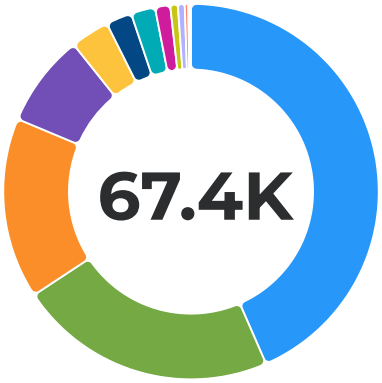

Regular Staff Wages	**$29,287**	43.47%
Legal Fees	**$15,000**	22.26%
Municipal Judge	**$10,500**	15.58%
Health Insurance	**$5,375**	7.98%
FICA/Medicare	**$2,240**	3.32%
Education	**$1,500**	2.23%
Uniforms	**$1,400**	2.08%
Retirement 457	**$879**	1.30%
Disability Insurance	**$439**	0.65%
Translator/Juror Fees	**$400**	0.59%
Court Supplies	**$200**	0.30%
Overtime	**$100**	0.15%
Unemployment	**$59**	0.09%

In the Judicial fiscal year expenditures by expense object, Regular Staff Wages account for $29,287, representing 43.47% of the total. Legal Fees follow with $15,000, or 22.26%. The Municipal Judge category comprises $10,500, which is 15.58%. Health Insurance expenses total $5,375, making up 7.98%. FICA/Medicare costs are $2,240, or 3.32%. Education expenses amount to $1,500, representing 2.23%, while Uniforms account for $1,400, or 2.08%. Retirement 457 contributions are $879, equating to 1.3%. Disability Insurance is $439, or 0.65%, and Translator/Juror Fees total $400, which is 0.59% of the expenditures.

Expenditures by Expense Object

Category	FY 2025 Adopted	FY 2026 Budgeted	FY 2025 Adopted vs. FY 2026 Budgeted (% Change)
Regular Staff Wages	$40,560.00	$29,287.00	-27.79%
Retirement 457	$1,265.00	$879.00	-30.51%
FICA/Medicare	$3,103.00	$2,240.00	-27.81%
Workers Compensation	$965.00	-	-100.00%
Unemployment	$81.00	$59.00	-27.16%
Health Insurance	$5,244.00	$5,375.00	2.50%
Disability Insurance	$608.00	$439.00	-27.80%
Legal Fees	$13,663.00	$15,000.00	9.79%
Telephone	$407.00	-	-100.00%
Insurance and Bonds	$2,377.00	-	-100.00%
Uniforms	$200.00	$1,400.00	600.00%
Municipal Judge	$9,600.00	$10,500.00	9.38%
Education	$1,000.00	$1,500.00	50.00%

Category	FY 2025 Adopted	FY 2026 Budgeted	FY 2025 Adopted vs. FY 2026 Budgeted (% Change)
Translator/Juror Fees	$630.00	$400.00	-36.51%
Court Supplies	$525.00	$200.00	-61.90%
Overtime	$100.00	$100.00	0.00%
Total Expenditures	**$80,328.00**	**$67,379.00**	**-16.12%**

Management

The Town Manager is appointed by the Town Council as the chief managing officer and is ultimately responsible for enforcing local laws and ensuring sound fiscal and operational practices. The Town Manager oversees various projects of the Town Government to ensure efficient, quality services are delivered to the community and facilitates the flow of information from staff to the Town Council as they review projects and questions brought before them.

The Deputy Manager reports to the Town Manager and assists the Town Manager in overseeing the Town's day-to-day operations. They advise and support the Department Directors on operational activities, lead innovation, conduct research, and evaluate the performance of assigned personnel, programs, and services.

The Town Management collaborates with the Town Council and the Executive Leadership Team in achieving the town's strategic goals. It assists in the identification and development of policy options, including recommendations for improving the town's overall management and operation. It fosters cooperative relationships with civic and community groups, intergovernmental agencies, and Town staff.

Expenditure Summary

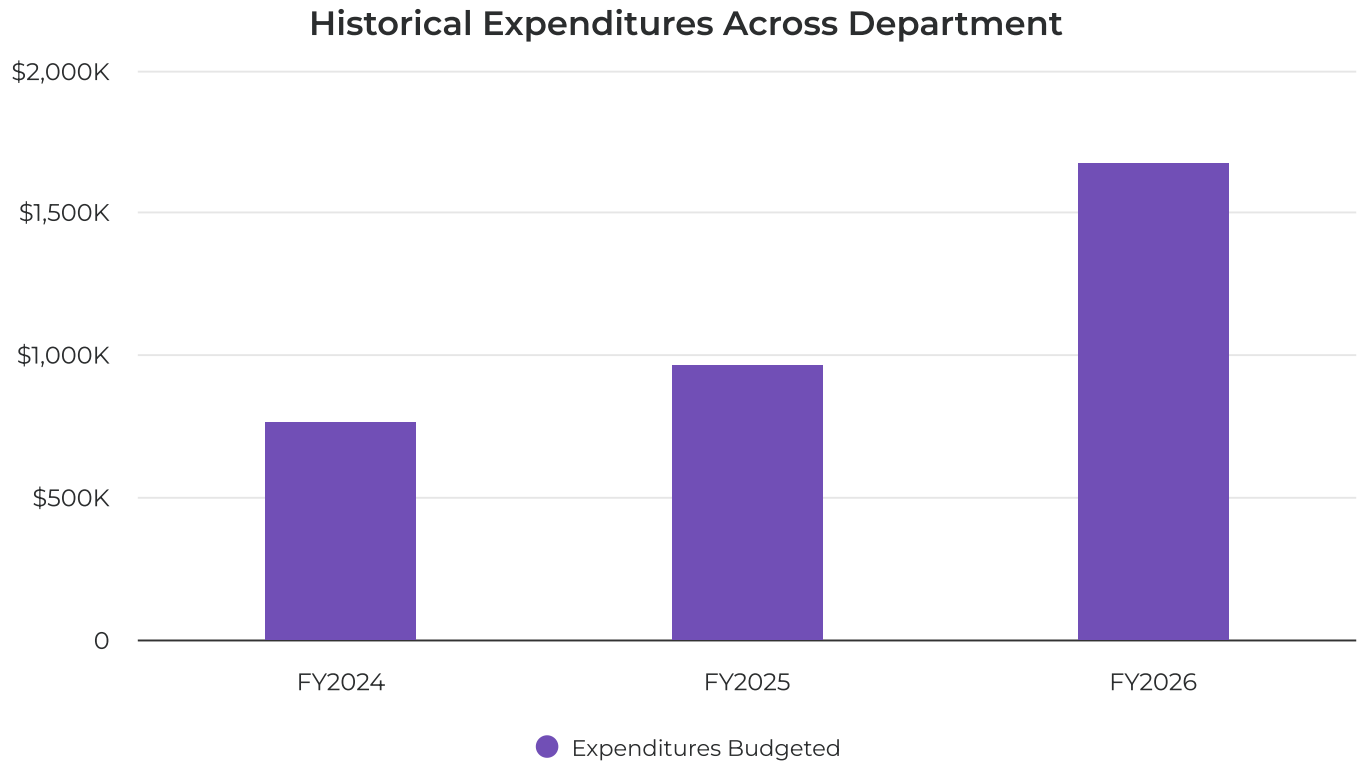

In the Management category, the budgeted expenditures for FY2026 are $1.7 million, representing a 73.66% increase from the previous year's budgeted amount of $962,231. This marks a significant rise compared to the 26.04% increase observed from the prior period to FY2025. The actual expenditures for FY2025 were $0, indicating that the FY2026 budget reflects a substantial planned increase in spending for this category.

Expenditures by Expense Object

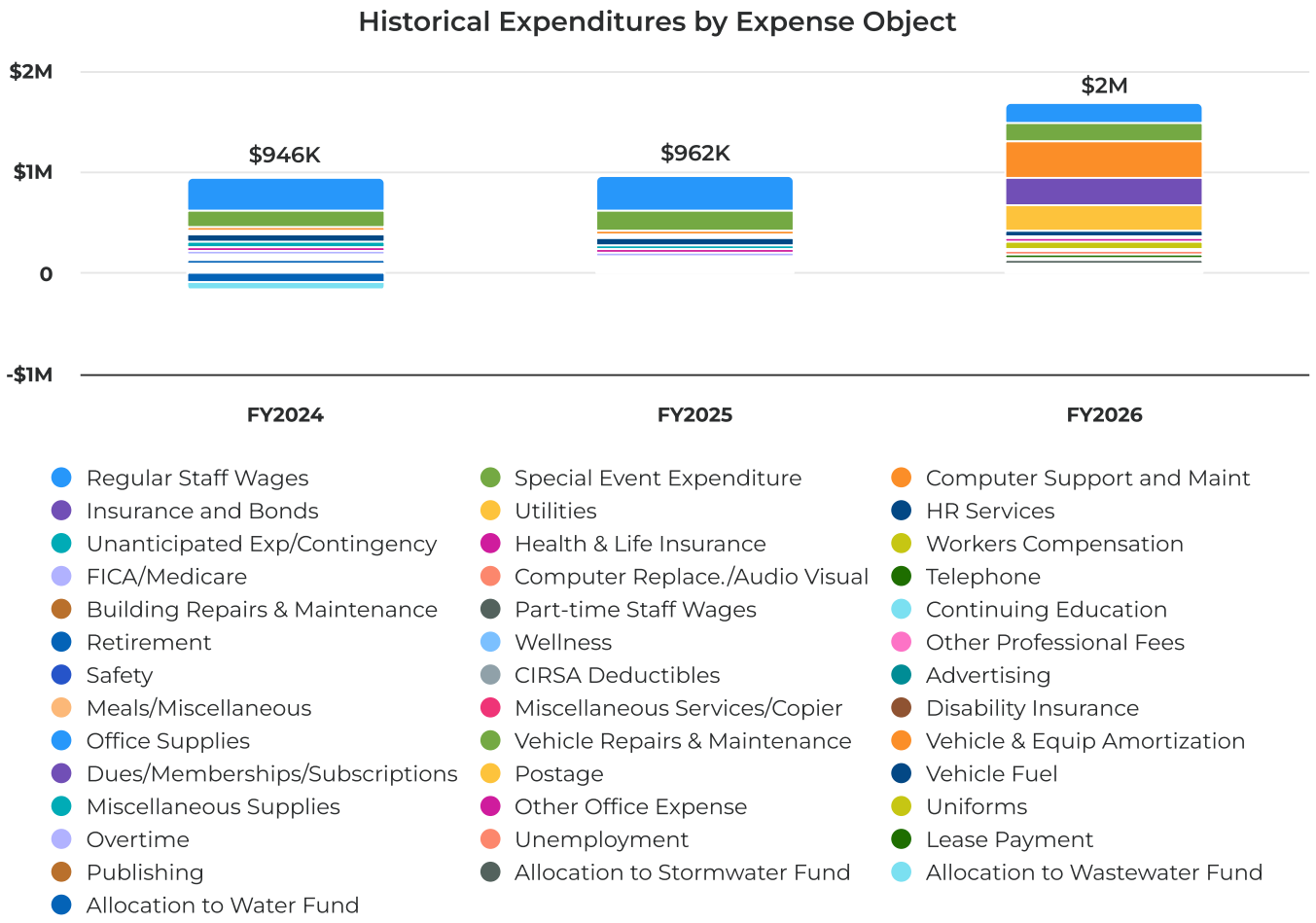

The total budget for Management in FY2026 is $1.7 million, representing a 73.66% increase from the previous year's total of $962,231. The largest expenditure category in FY2026 is Computer Support and Maintenance at $352,600, which accounts for 21.1% of the total budget and has increased by $317,953 or 917.69% compared to the prior year.

Insurance and Bonds is the second largest category at $274,200, making up 16.41% of the total and showing a significant increase of $258,517 or 1,648.39%. Utilities follow closely at $262,200, representing 15.69% of the budget and rising by $246,911 or 1,614.96% from the previous year.

Regular Staff Wages have decreased notably to $194,199, which is 11.62% of the total budget and down by $148,002 or 43.25%. Special Event Expenditure also declined to $175,000, 10.47% of the total, decreasing by $25,000 or 12.5% from the prior year.

Other significant increases include Workers Compensation at $75,600 (+$69,231; +1,087%), Telephone expenses at $40,000 (+$34,245; +595.05%), and Computer Replacement/Audio Visual at $40,000 (+$23,700; +145.4%). Part-time Staff Wages appear at $28,776, a new allocation compared to zero in the previous year.

Notable decreases include HR Services at $50,000 (-$25,000; -33.33%), Unanticipated Expenses/Contingency at $25,000 (-$25,000; -50%), Wellness at $15,000 (-$10,000; -40%), Other Professional Fees at $5,000 (-$10,000; -66.67%), FICA/Medicare at $17,057 (-$9,121; -34.84%), Advertising at $2,000 (-$8,000; -80%), and Office Supplies and Miscellaneous Services/Copier, both reduced to zero from prior amounts of $7,770 and $6,615 respectively.

FY26 Expenditures by Expense Object

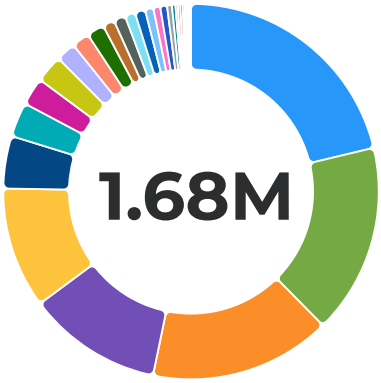

Computer Support and Maint	$356,630	21.27%
Insurance and Bonds	$274,200	16.35%
Utilities	$262,200	15.63%
Regular Staff Wages	$194,199	11.58%
Special Event Expenditure	$175,000	10.44%
Workers Compensation	$75,600	4.51%
HR Services	$50,000	2.98%
Computer Replace./Audio Visual	$40,000	2.39%
Telephone	$40,000	2.39%
Part-time Staff Wages	$28,776	1.72%
Health & Life Insurance	$25,332	1.51%
Unanticipated Exp/Contingency	$25,000	1.49%
FICA/Medicare	$17,057	1.02%
Building Repairs & Maintenance	$17,000	1.01%
Wellness	$15,000	0.89%
CIRSA Deductibles	$15,000	0.89%
Continuing Education	$12,000	0.72%
Safety	$10,000	0.60%
Retirement	$9,719	0.58%
Other Professional Fees	$7,000	0.42%
Meals/Miscellaneous	$5,000	0.30%
Vehicle & Equip Amortization	$3,600	0.21%
Dues/Memberships/Subscriptions	$3,500	0.21%
Disability Insurance	$3,252	0.19%
Miscellaneous Supplies	$3,000	0.18%
Vehicle Repairs & Maintenance	$2,500	0.15%
Advertising	$2,000	0.12%
Uniforms	$1,500	0.09%
Lease Payment	$1,100	0.07%
Vehicle Fuel	$1,000	0.06%
Unemployment	$445	0.03%
Overtime	$400	0.02%

The fiscal year expenditures for Management are led by Computer Support and Maint at $352,600, representing 21.1% of the total. Insurance and Bonds follow with $274,200, or 16.41%, and Utilities account for $262,200, which is 15.69%. Regular Staff Wages amount to $194,199, making up 11.62%, while Special Event Expenditure is $175,000, or 10.47%. Workers Compensation is $75,600, representing 4.52%, and HR Services total $50,000, or 2.99%. Telephone and Computer Replace./Audio Visual each account for $40,000, both at 2.39%. Part-time Staff Wages are $28,776, comprising 1.72% of the expenditures. There are 22 smaller categories not listed here.

Expenditures by Expense Object

Category	FY 2025 Adopted	FY 2026 Budgeted	FY 2025 Adopted vs. FY 2026 Budgeted (% Change)
Regular Staff Wages	$342,201.00	$194,199.00	-43.25%
FICA/Medicare	$26,178.00	$17,057.00	-34.84%
Workers Compensation	$6,369.00	$75,600.00	1,087.00%
Unemployment	$684.00	$445.00	-34.94%
Disability Insurance	$5,133.00	$3,252.00	-36.65%
Telephone	$5,755.00	$40,000.00	595.05%
Insurance and Bonds	$15,683.00	$274,200.00	1,648.39%
Dues/Memberships/Subscriptions	$3,400.00	$3,500.00	2.94%
Continuing Education	$11,000.00	$12,000.00	9.09%
Computer Replace./Audio Visual	$16,300.00	$40,000.00	145.40%
Computer Support and Maint	$34,647.00	$356,630.00	929.32%
Safety	$10,000.00	$10,000.00	0.00%
Uniforms	$2,000.00	$1,500.00	-25.00%
Retirement	$11,217.00	$9,719.00	-13.35%
Health & Life Insurance	$24,267.00	$25,332.00	4.39%
HR Services	$75,000.00	$50,000.00	-33.33%
Utilities	$15,289.00	$262,200.00	1,614.96%
Building Repairs & Maintenance	$15,000.00	$17,000.00	13.33%
Vehicle Repairs & Maintenance	$3,163.00	$2,500.00	-20.96%
CIRSA Deductibles	$1,575.00	$15,000.00	852.38%
Meals/Miscellaneous	$10,000.00	$5,000.00	-50.00%
Miscellaneous Services/Copier	$6,615.00	-	-100.00%
Special Event Expenditure	$200,000.00	$175,000.00	-12.50%
Advertising	$10,000.00	$2,000.00	-80.00%
Office Supplies	$7,770.00	-	-100.00%
Postage	$3,465.00	-	-100.00%
Wellness	$25,000.00	$15,000.00	-40.00%
Other Office Expense	$3,000.00	-	-100.00%
Vehicle Fuel	$1,110.00	$1,000.00	-9.91%
Unanticipated Exp/Contingency	$50,000.00	$25,000.00	-50.00%
Miscellaneous Supplies	$1,470.00	$3,000.00	104.08%
Lease Payment	-	$1,100.00	-
Overtime	$400.00	$400.00	0.00%
Other Professional Fees	$15,000.00	$7,000.00	-53.33%
Vehicle & Equip Amortization	$3,540.00	$3,600.00	1.69%
Part-time Staff Wages	-	$28,776.00	-
Total Expenditures	**$962,231.00**	**$1,677,010.00**	**74.28%**

Finance

The Finance Department is responsible for planning, tracking, collecting, distributing, and reporting all revenues and expenditures for the Town of Severance. Each responsibility is performed ethically and in compliance with the Governmental Accounting Standards Board (GASB) and all applicable local, state, and federal requirements.

The town's finances are currently composed of six governmental funds and four proprietary funds, three of which are enterprise and one internal service fund. The department is structured into three functional areas of operation: accounting, budget, and utility billing. In addition, the finance department focuses on operational duties, strategic planning, investment management, internal reporting, and maximizing the town's resources.

Expenditure Summary

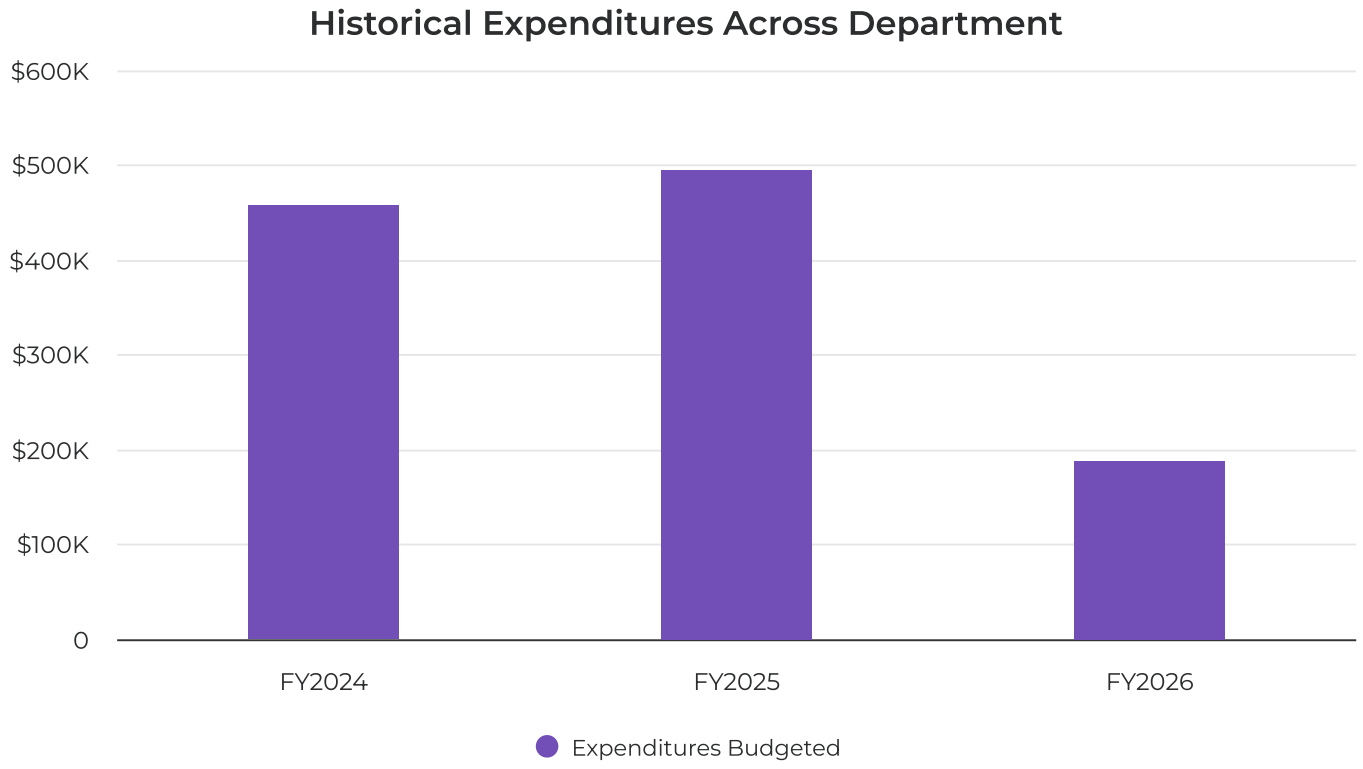

The Finance department's total expenditures budgeted for FY2026 are $188,073, representing a significant decrease of 61.98% compared to the FY2025 budgeted amount of $494,686. This marks a substantial reduction in planned spending for the department from the previous year.

Expenditures by Expense Object

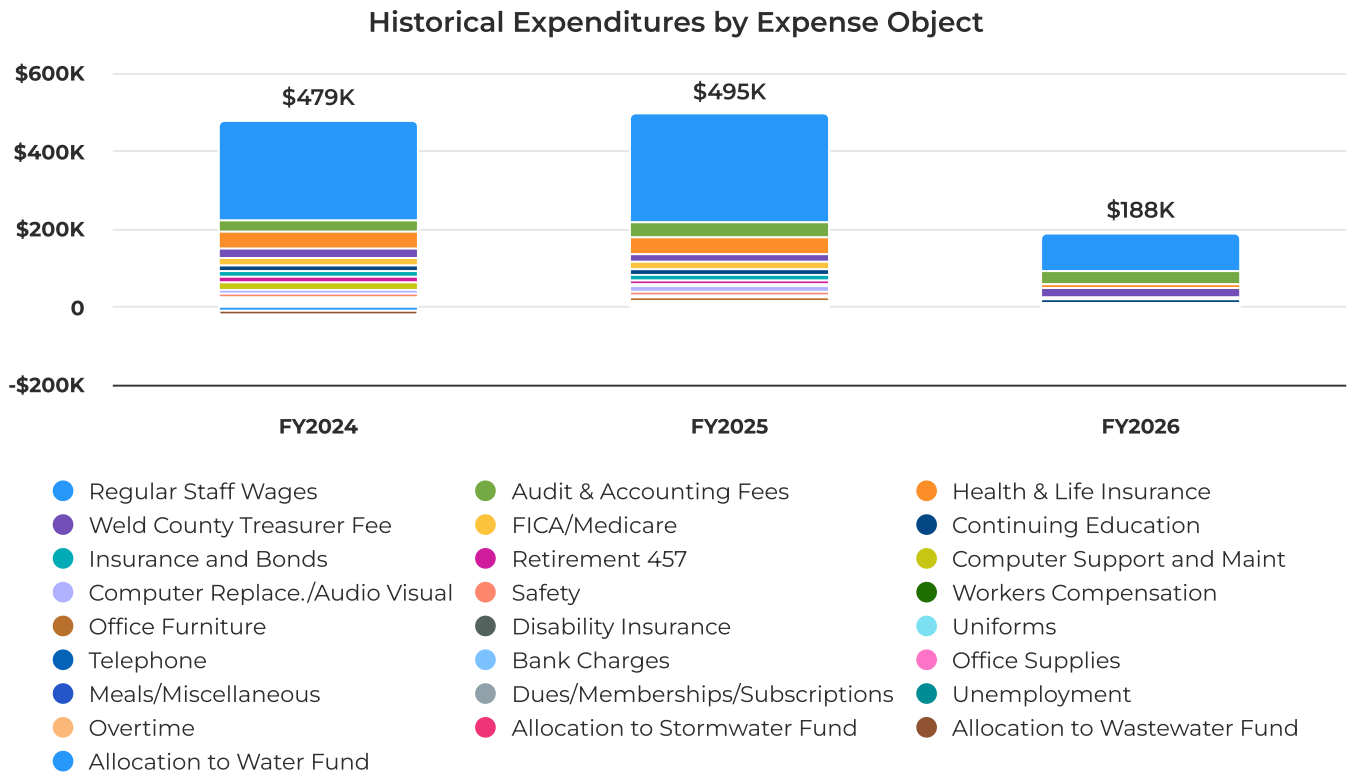

The total expenditures for Finance in FY2026 are $188,073, representing a significant decrease of 61.98% compared to the previous year's total of $494,686. Regular Staff Wages remain the largest expense category, accounting for 50.76% of the total at $95,475, but this is a substantial reduction of $183,126 or 65.73% from the prior year.

Audit & Accounting Fees are the second largest category at $35,000, making up 18.61% of the total, with a slight decrease of $500 or 1.41%. The Weld County Treasurer Fee increased by $1,100 or 5.29% to $21,900, now representing 11.64% of the total expenditures.

Health & Life Insurance expenses dropped sharply by $33,391 or 74.87% to $11,205, constituting 5.96% of the budget. FICA/Medicare costs also decreased by $11,011 or 60.12%, totaling $7,304 and 3.88% of the budget. Continuing Education expenses declined by $6,000 or 46.15% to $7,000, which is 3.72% of the total.

Retirement 457 contributions fell by $4,926 or 63.23% to $2,865, while Uniforms saw a minor decrease of $200 or 8.7% to $2,100. Bank Charges increased by $450 or 42.86% to $1,500, and Dues/Memberships/Subscriptions rose significantly by $790 or 376.19% to $1,000.

Several categories were eliminated entirely in FY2026, including Insurance and Bonds, Computer Replace./Audio Visual, Safety, Office Furniture, Computer Support and Maintenance, and Workers Compensation, each showing a 100% decrease from the previous year.

FY26 Expenditures by Expense Object

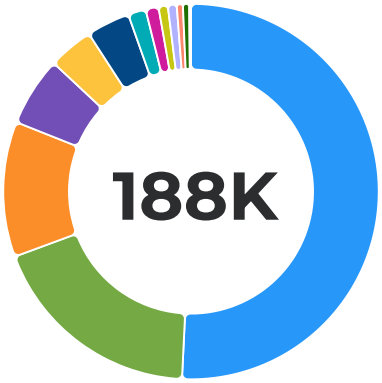

Regular Staff Wages	**$95,475**	50.76%
Audit & Accounting Fees	**$35,000**	18.61%
Weld County Treasurer Fee	**$21,900**	11.64%
Health & Life Insurance	**$11,205**	5.96%
FICA/Medicare	**$7,304**	3.88%
Continuing Education	**$7,000**	3.72%
Retirement 457	**$2,865**	1.52%
Uniforms	**$2,100**	1.12%
Bank Charges	**$1,500**	0.80%
Disability Insurance	**$1,432**	0.76%
Meals/Miscellaneous	**$1,000**	0.53%
Dues/Memberships/Subscriptions	**$1,000**	0.53%
Unemployment	**$192**	0.10%
Overtime	**$100**	0.05%

The Fiscal Year Expenditures by Expense Object for Finance include Regular Staff Wages at $95,475, which accounts for 50.76% of the total. Audit & Accounting Fees follow with $35,000, representing 18.61%. The Weld County Treasurer Fee is $21,900, making up 11.64%. Health & Life Insurance expenses total $11,205 or 5.96%, while FICA/Medicare costs are $7,304, comprising 3.88%. Continuing Education expenses amount to $7,000, which is 3.72% of the expenditures. Retirement 457 contributions are $2,865 (1.52%), Uniforms cost $2,100 (1.12%), Bank Charges are $1,500 (0.8%), and Disability Insurance is $1,432, representing 0.76% of the total. Four smaller categories are not included in this summary.

Expenditures by Expense Object

Category	FY 2025 Adopted	FY 2026 Budgeted	FY 2025 Adopted vs. FY 2026 Budgeted (% Change)
Regular Staff Wages	$278,601.00	$95,475.00	-65.73%
Retirement 457	$7,791.00	$2,865.00	-63.23%
FICA/Medicare	$18,315.00	$7,304.00	-60.12%
Workers Compensation	$6,755.00	-	-100.00%
Unemployment	$557.00	$192.00	-65.53%
Disability Insurance	$3,591.00	$1,432.00	-60.12%
Telephone	$1,753.00	-	-100.00%
Insurance and Bonds	$16,633.00	-	-100.00%
Dues/Memberships/Subscriptions	$210.00	$1,000.00	376.19%
Continuing Education	$13,000.00	$7,000.00	-46.15%
Computer Replace./Audio Visual	$13,300.00	-	-100.00%
Computer Support and Maint	$7,259.00	-	-100.00%

Category	FY 2025 Adopted	FY 2026 Budgeted	FY 2025 Adopted vs. FY 2026 Budgeted (% Change)
Safety	$10,000.00	-	-100.00%
Uniforms	$2,300.00	$2,100.00	-8.70%
Health & Life Insurance	$44,596.00	$11,205.00	-74.87%
Meals/Miscellaneous	$1,000.00	$1,000.00	0.00%
Office Supplies	$1,575.00	-	-100.00%
Overtime	$100.00	$100.00	0.00%
Audit & Accounting Fees	$35,500.00	$35,000.00	-1.41%
Weld County Treasurer Fee	$20,800.00	$21,900.00	5.29%
Bank Charges	$1,050.00	$1,500.00	42.86%
Office Furniture	$10,000.00	-	-100.00%
Total Expenditures	**$494,686.00**	**$188,073.00**	**-61.98%**

Administrative Services

Expenditure Summary

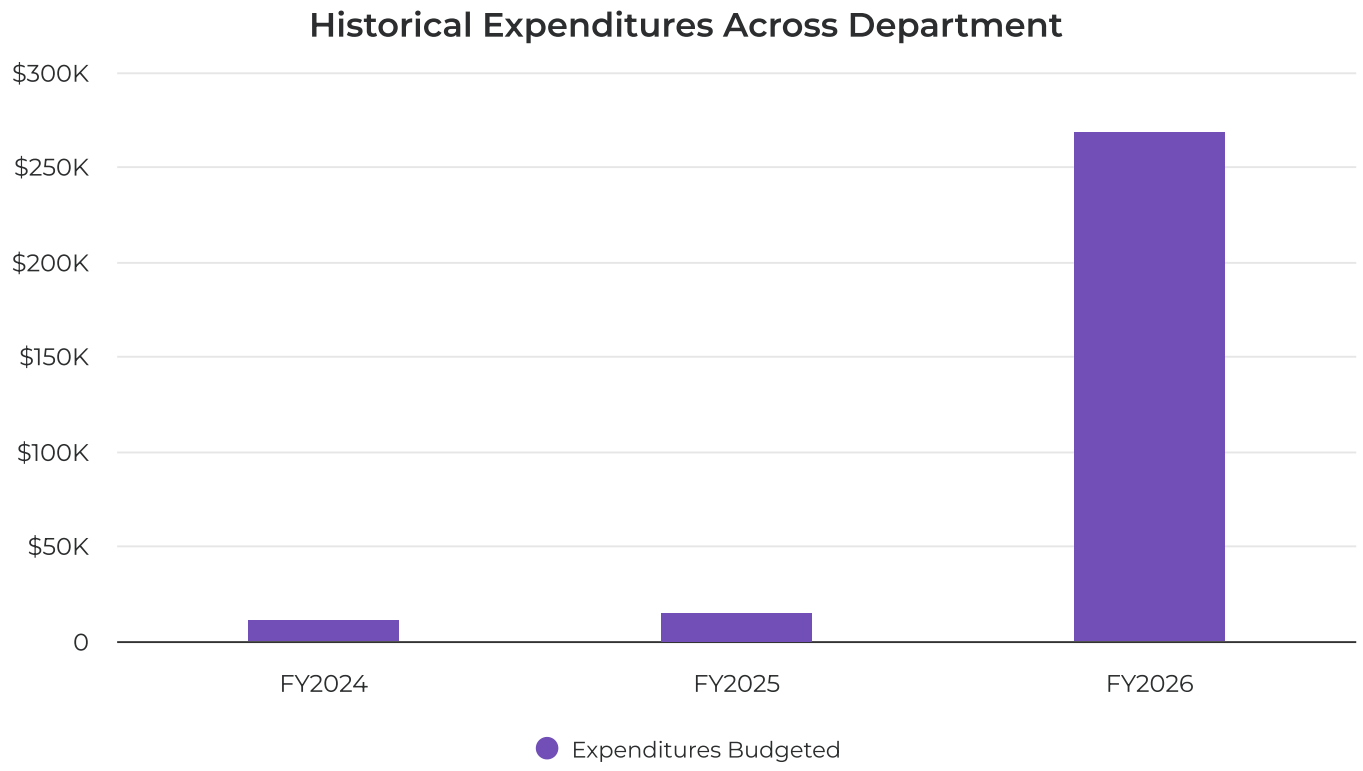

In the Administrative Services category, the total expenditures budgeted for FY2026 are $268,175, representing a significant increase of 1,664.31% compared to the previous year's budgeted amount of $15,200. This marks a substantial rise in planned spending for the target year. In contrast, the actual expenditures for the prior year were $0, indicating no spending occurred despite the budget allocation. The large increase in the FY2026 budget highlights a major shift in financial planning for Administrative Services compared to FY2025.

Expenditures by Expense Object

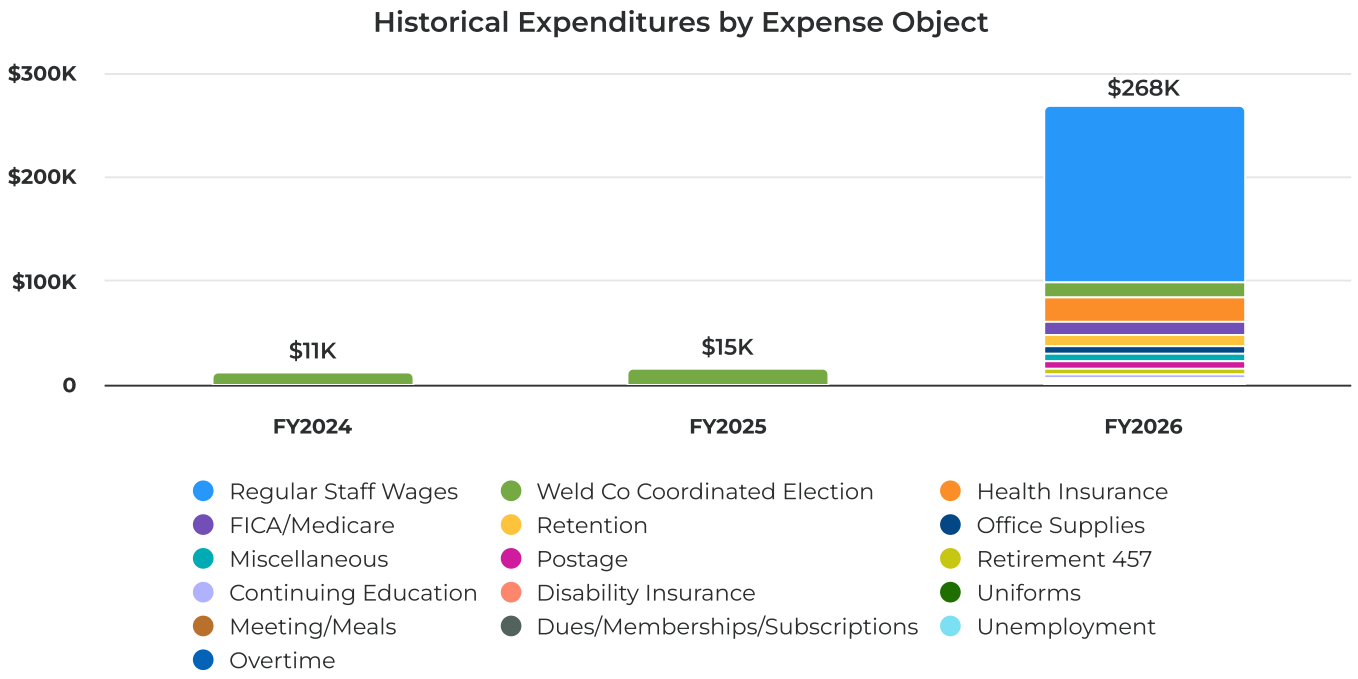

In FY2026, the total expenditures for Administrative Services increased significantly to $268,175, representing a 1,664.31% increase from the previous year's total of $15,200. This substantial growth reflects a broad expansion in spending across multiple categories.

The largest expenditure category in FY2026 was Regular Staff Wages, accounting for $169,314 or 63.14% of the total budget. This category was not present in the previous year, marking a notable new allocation of funds. Health Insurance followed as the second largest category at $23,651, representing 8.82% of the total budget, also a new expense compared to the prior year.

The Weld Co Coordinated Election remained at $15,200, comprising 5.67% of the total budget, with no change from the previous year. Other significant increases included FICA/Medicare at $12,952 (4.83%), Retention at $10,000 (3.73%), Office Supplies at $8,000 (2.98%), Miscellaneous at $7,200 (2.68%), Postage at $6,000 (2.24%), Retirement 457 at $5,079 (1.89%), and Continuing Education at $4,500 (1.68%). Disability Insurance also appeared as a new expense at $2,540.

Overall, FY2026 shows a diversification and substantial increase in expenditures across many categories, with Regular Staff Wages and Health Insurance being the most prominent new budget items compared to FY2025.

FY26 Expenditures by Expense Object

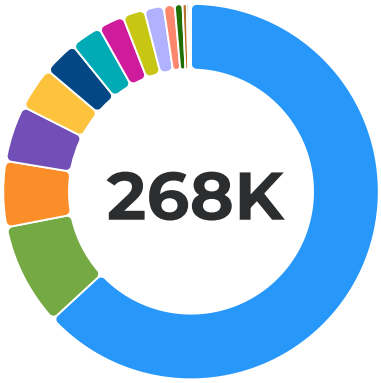

Regular Staff Wages	$169,314	63.14%
Health Insurance	$23,651	8.82%
Weld Co Coordinated Election	$15,200	5.67%
FICA/Medicare	$12,952	4.83%
Retention	$10,000	3.73%
Office Supplies	$8,000	2.98%
Miscellaneous	$7,200	2.68%
Postage	$6,000	2.24%
Retirement 457	$5,079	1.89%
Continuing Education	$4,500	1.68%
Disability Insurance	$2,540	0.95%
Uniforms	$1,800	0.67%
Meeting/Meals	$1,000	0.37%
Dues/Memberships/Subscriptions	$500	0.19%
Unemployment	$339	0.13%
Overtime	$100	0.04%

For the fiscal year expenditures by expense object in Administrative Services, Regular Staff Wages account for $169,314, representing 63.14% of the total. Health Insurance follows with $23,651, or 8.82%. The Weld Co Coordinated Election expense is $15,200, making up 5.67%. FICA/Medicare costs are $12,952, which is 4.83% of the expenditures. Retention expenses total $10,000, or 3.73%. Office Supplies amount to $8,000, representing 2.98%, while Miscellaneous expenses are $7,200, or 2.68%. Postage costs are $6,000, accounting for 2.24%. Retirement 457 contributions are $5,079, or 1.89%, and Continuing Education expenses are $4,500, making up 1.68% of the total. Six smaller categories are not included in this summary.

Expenditures by Expense Object

Category	FY 2025 Adopted	FY 2026 Budgeted	FY 2025 Adopted vs. FY 2026 Budgeted (% Change)
Regular Staff Wages	-	$169,314.00	-
Retirement 457	-	$5,079.00	-
FICA/Medicare	-	$12,952.00	-
Unemployment	-	$339.00	-
Health Insurance	-	$23,651.00	-
Disability Insurance	-	$2,540.00	-
Dues/Memberships/Subscriptions	-	$500.00	-
Continuing Education	-	$4,500.00	-
Meeting/Meals	-	$1,000.00	-

Category	FY 2025 Adopted	FY 2026 Budgeted	FY 2025 Adopted vs. FY 2026 Budgeted (% Change)
Miscellaneous	-	$7,200.00	-
Uniforms	-	$1,800.00	-
Weld Co Coordinated Election	$15,200.00	$15,200.00	0.00%
Office Supplies	-	$8,000.00	-
Postage	-	$6,000.00	-
Overtime	-	$100.00	-
Retention	-	$10,000.00	-
Total Expenditures	**$15,200.00**	**$268,175.00**	**1,664.31%**

Public Safety

The Severance Police Department is a full-service police agency that provides a wide range of law enforcement services to the community. These include uniformed patrol operations, a school resource officer, community policing, traffic safety, accident investigation, criminal investigations, community service response and enforcement, animal control, and cooperative partnerships with the community and businesses.

When fully staffed, the Severance Police Department consists of a Police Chief, two Sergeants, a School Resource Officer, and ten Patrol Officers. The department's mission is to serve our community by collaborating with our citizens to maximize public safety while providing ethical, respectful, and equitable services. The Department focuses on community-oriented policing as well as crime prevention and response, in order to provide the safest environment possible for the community.

Expenditure Summary

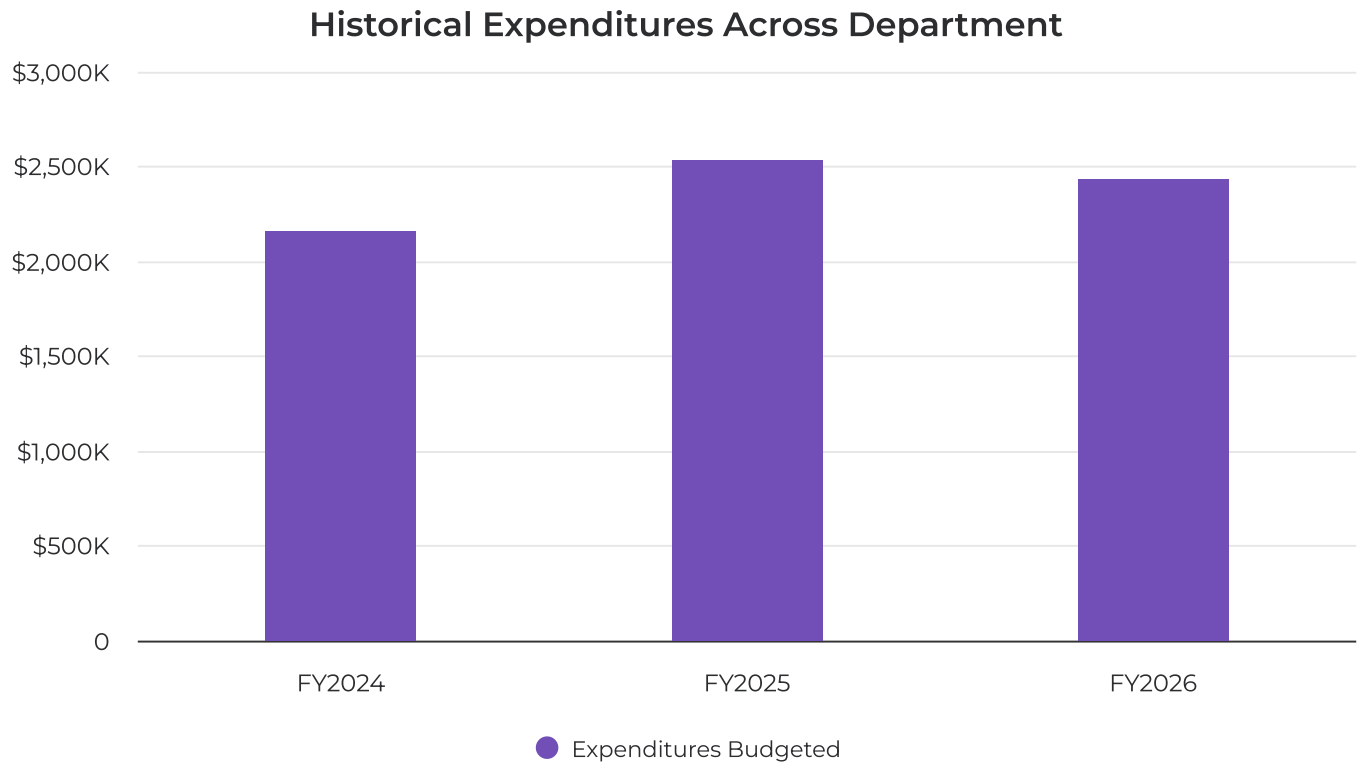

The Public Safety expenditure budget for FY2026 is set at $2.4 million, representing a decrease of 4.26% compared to the previous year's budget of $2.5 million, which had increased by 17.65% from its prior period. This marks a reduction in the budgeted expenditures following the prior year's significant increase.

Expenditures by Expense Object

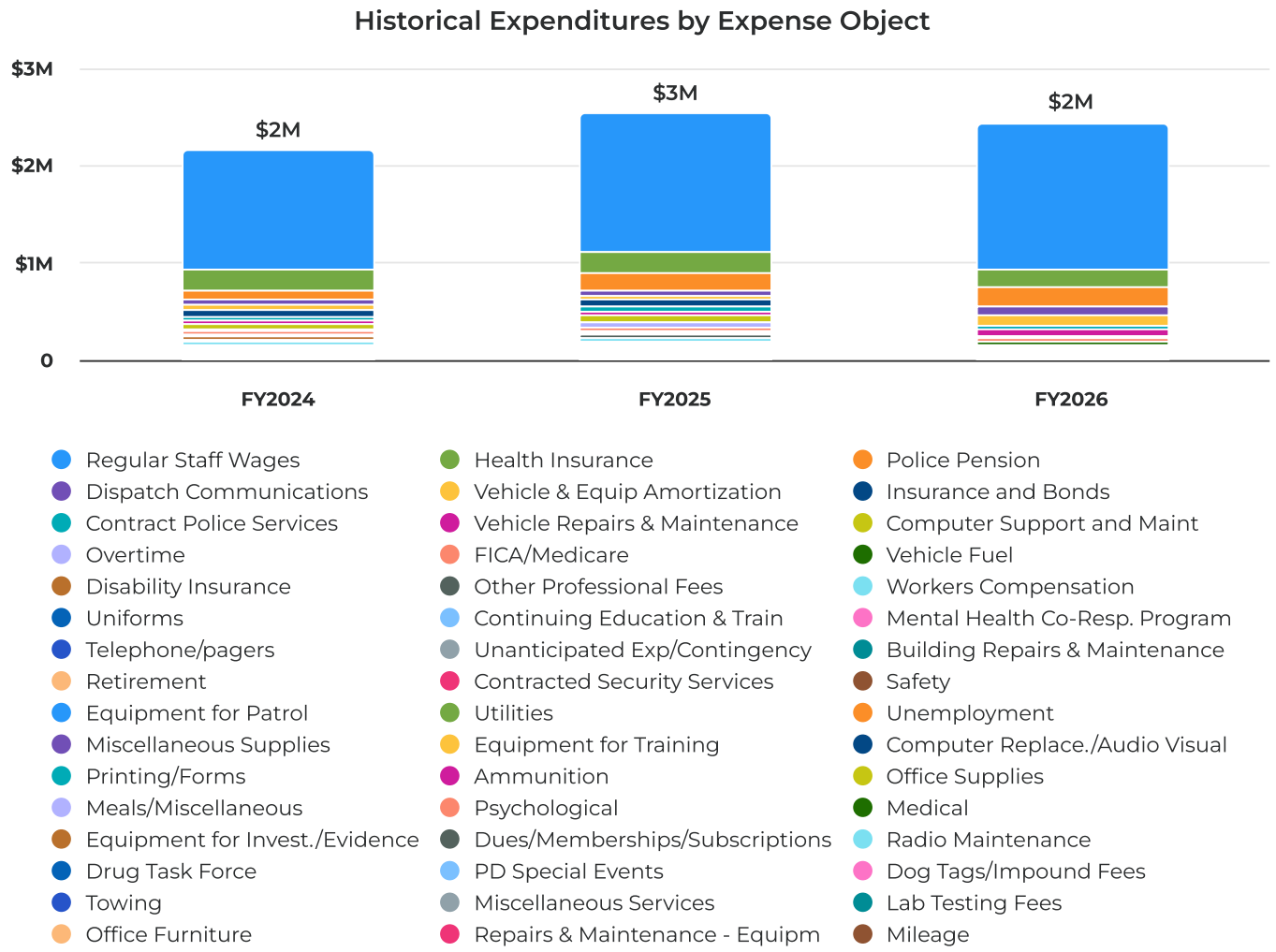

The total Public Safety budget for FY2026 is $2.4 million, reflecting a decrease of 4.26% from the previous year's $2.5 million. Regular Staff Wages remain the largest expense, increasing by $85,702 or 6.02% to $1.5 million, now representing 62.21% of the total budget, up from 56.18% the prior year.

Police Pension expenses rose by $20,176 or 11.36% to $197,783, accounting for 8.15% of the total budget. Health Insurance saw a significant decrease of $45,498 or 21.46%, dropping to $166,548 and comprising 6.86% of the budget, down from 8.36% previously.

Vehicle & Equipment Amortization experienced a substantial increase of $77,400 or 277.42%, reaching $105,300 and making up 4.34% of the budget, a notable rise from the previous 1.12%. Vehicle Repairs & Maintenance doubled, increasing by $35,314 or 101.81% to $70,000, now 2.88% of the total budget.

Dispatch Communications increased by $26,300 or 38.85% to $94,000, representing 3.87% of the budget. Conversely, Contract Police Services decreased by $17,500 or 33.33% to $35,000, and Overtime was reduced by $30,000 or 50% to $30,000, now 1.24% of the budget.

Several categories were eliminated entirely, including Insurance and Bonds, Computer Support and Maintenance, Workers Compensation, Telephone/Pagers, Unanticipated Expenses/Contingency, and Safety, each showing a 100% decrease from the previous year.

Other notable increases include Building Repairs & Maintenance, which rose by $10,000 or 200% to $15,000, and FICA/Medicare, which increased by $1,812 or 5.67% to $33,781. Overall, the budget reflects shifts with some significant increases in vehicle-related expenses and reductions or eliminations in several support and contingency categories.

FY26 Expenditures by Expense Object

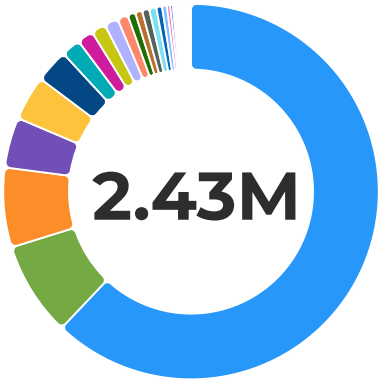

Regular Staff Wages	$1,510,195	62.08%
Police Pension	$197,783	8.13%
Health Insurance	$166,548	6.85%
Vehicle & Equip Amortization	$105,300	4.33%
Dispatch Communications	$94,000	3.86%
Vehicle Repairs & Maintenance	$70,000	2.88%
Contract Police Services	$40,215	1.65%
FICA/Medicare	$33,781	1.39%
Overtime	$30,000	1.23%
Vehicle Fuel	$29,000	1.19%
Disability Insurance	$22,652	0.93%
Uniforms	$16,000	0.66%
Continuing Education & Train	$15,000	0.62%
Other Professional Fees	$15,000	0.62%
Building Repairs & Maintenance	$15,000	0.62%
Mental Health Co-Resp. Program	$12,000	0.49%
Contracted Security Services	$10,000	0.41%
Ammunition	$7,000	0.29%
Retirement	$5,750	0.24%
Equipment for Training	$4,000	0.16%
Equipment for Patrol	$4,000	0.16%
Meals/Miscellaneous	$4,000	0.16%
Unemployment	$3,020	0.12%
Printing/Forms	$2,500	0.10%
Psychological	$2,500	0.10%
Dues/Memberships/Subscriptions	$2,300	0.09%
Towing	$2,000	0.08%
Office Supplies	$2,000	0.08%
PD Special Events	$2,000	0.08%
Equipment for Invest./Evidence	$1,500	0.06%
Lab Testing Fees	$1,200	0.05%
Radio Maintenance	$1,000	0.04%
Dog Tags/Impound Fees	$1,000	0.04%
Drug Task Force	$1,000	0.04%
Medical	$1,000	0.04%
Miscellaneous Supplies	$1,000	0.04%
Repairs & Maintenance - Equipm	$500	0.02%
Office Furniture	$500	0.02%
Miscellaneous Services	$500	0.02%

For the fiscal year expenditures by expense object in Public Safety, Regular Staff Wages account for $1.5 million, representing 62.21% of the total. Police Pension expenses are $197,783, or 8.15%. Health Insurance costs amount to $166,548, which is 6.86%. Vehicle and Equipment Amortization is $105,300, making up 4.34%. Dispatch Communications expenses total $94,000, or 3.87%. Vehicle Repairs and Maintenance are $70,000, representing 2.88%. Contract Police Services cost $35,000, or 1.44%. FICA and Medicare expenses are $33,781, accounting for 1.39%. Overtime payments total $30,000, which is 1.24%. Vehicle Fuel expenses are $29,000, or 1.19%. There are 29 smaller categories not listed here.

Expenditures by Expense Object

Category	FY 2025 Adopted	FY 2026 Budgeted	FY 2025 Adopted vs. FY 2026 Budgeted (% Change)
Regular Staff Wages	$1,424,493.00	$1,510,195.00	6.02%
FICA/Medicare	$31,969.00	$33,781.00	5.67%
Workers Compensation	$30,879.00	-	-100.00%
Unemployment	$2,849.00	$3,020.00	6.00%
Health Insurance	$212,046.00	$166,548.00	-21.46%
Disability Insurance	$21,367.00	$22,652.00	6.01%
Mileage	$50.00	-	-100.00%
Insurance and Bonds	$76,037.00	-	-100.00%
Dues/Memberships/Subscriptions	$1,000.00	$2,300.00	130.00%
Computer Replace./Audio Visual	$7,500.00	-	-100.00%
Computer Support and Maint	$65,634.00	-	-100.00%
Safety	$10,000.00	-	-100.00%
Uniforms	$25,000.00	$16,000.00	-36.00%
Retirement	$8,976.00	$5,750.00	-35.94%
Utilities	$5,796.00	-	-100.00%
Building Repairs & Maintenance	$5,000.00	$15,000.00	200.00%
Vehicle Repairs & Maintenance	$34,686.00	$70,000.00	101.81%
Meals/Miscellaneous	$2,000.00	$4,000.00	100.00%
Office Supplies	$2,625.00	$2,000.00	-23.81%
Vehicle Fuel	$29,350.00	$29,000.00	-1.19%
Unanticipated Exp/Contingency	$20,000.00	-	-100.00%
Miscellaneous Supplies	$3,465.00	$1,000.00	-71.14%
Overtime	$60,000.00	$30,000.00	-50.00%
Contracted Security Services	$15,000.00	$10,000.00	-33.33%
Police Pension	$177,607.00	$197,783.00	11.36%
Medical	$2,730.00	$1,000.00	-63.37%
Psychological	$1,680.00	$2,500.00	48.81%
Contract Police Services	$52,500.00	$40,215.00	-23.40%
Other Professional Fees	$28,350.00	$15,000.00	-47.09%
Telephone/pagers	$21,081.00	-	-100.00%
Printing/Forms	$3,000.00	$2,500.00	-16.67%
Dispatch Communications	$67,700.00	$94,000.00	38.85%
Mental Health Co-Resp. Program	$15,400.00	$12,000.00	-22.08%
Drug Task Force	$1,000.00	$1,000.00	0.00%
Dog Tags/Impound Fees	$1,155.00	$1,000.00	-13.42%
Radio Maintenance	$1,000.00	$1,000.00	0.00%
Continuing Education & Train	$22,000.00	$15,000.00	-31.82%
Lab Testing Fees	$210.00	$1,200.00	471.43%
Towing	$500.00	$2,000.00	300.00%

Category	FY 2025 Adopted	FY 2026 Budgeted	FY 2025 Adopted vs. FY 2026 Budgeted (% Change)
Miscellaneous Services	$1,365.00	$500.00	-63.37%
Office Furniture	$1,140.00	$500.00	-56.14%
Vehicle & Equip Amortization	$27,900.00	$105,300.00	277.42%
Equipment for Patrol	$7,500.00	$4,000.00	-46.67%
Equipment for Training	$2,835.00	$4,000.00	41.09%
Equipment for Invest./Evidence	$2,205.00	$1,500.00	-31.97%
Repairs & Maintenance - Equipm	-	$500.00	-
PD Special Events	$1,000.00	$2,000.00	100.00%
Ammunition	-	$7,000.00	-
Total Expenditures	**$2,535,580.00**	**$2,432,744.00**	**-4.06%**

Public Works

Expenditure Summary

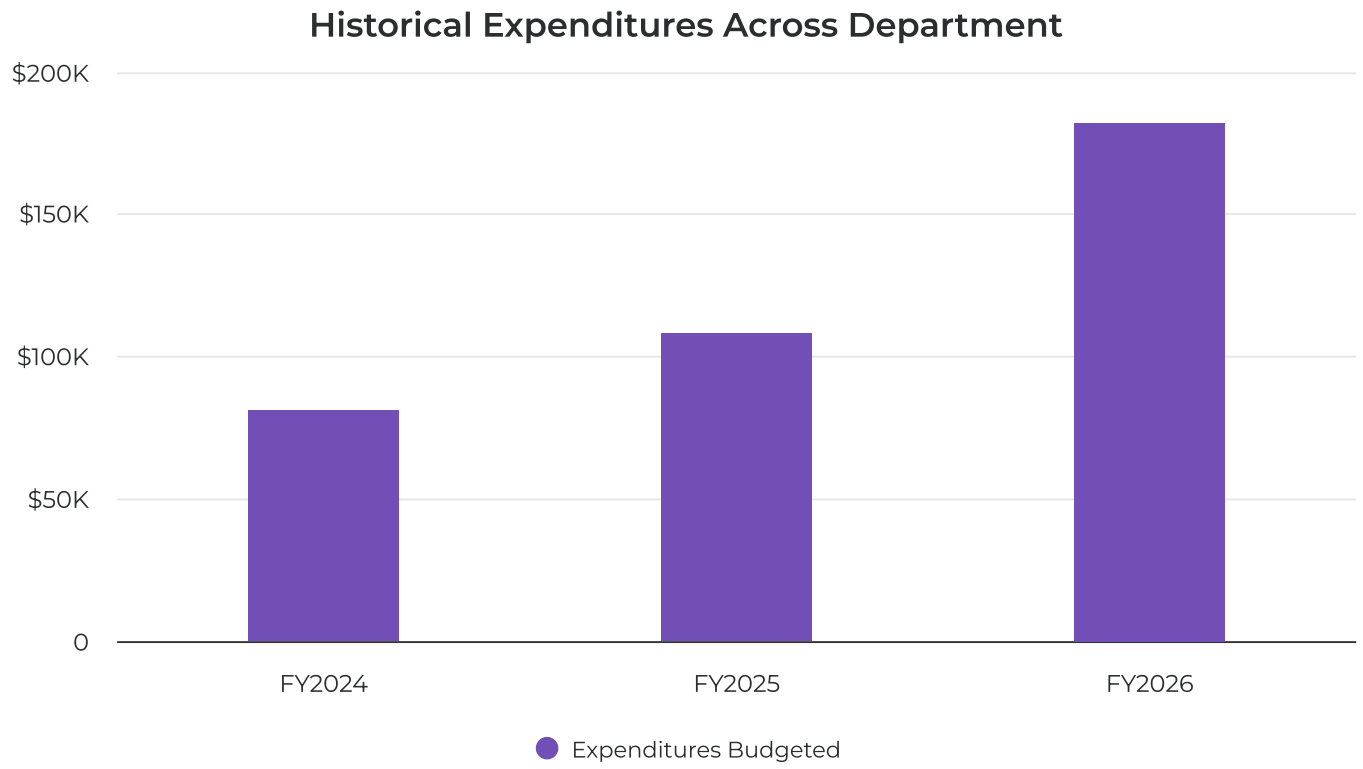

The Public Works budget for FY2026 is set at $182,000, representing a 67.84% increase from the FY2025 budgeted amount of $108,434. This marks a significant rise in planned expenditures compared to the previous year, which itself had increased by 33.54% from its prior period. The actual expenditures for FY2025 were $0, indicating that the FY2026 budget reflects a substantial planned increase in spending relative to the previous year's actual outlay.

Expenditures by Expense Object

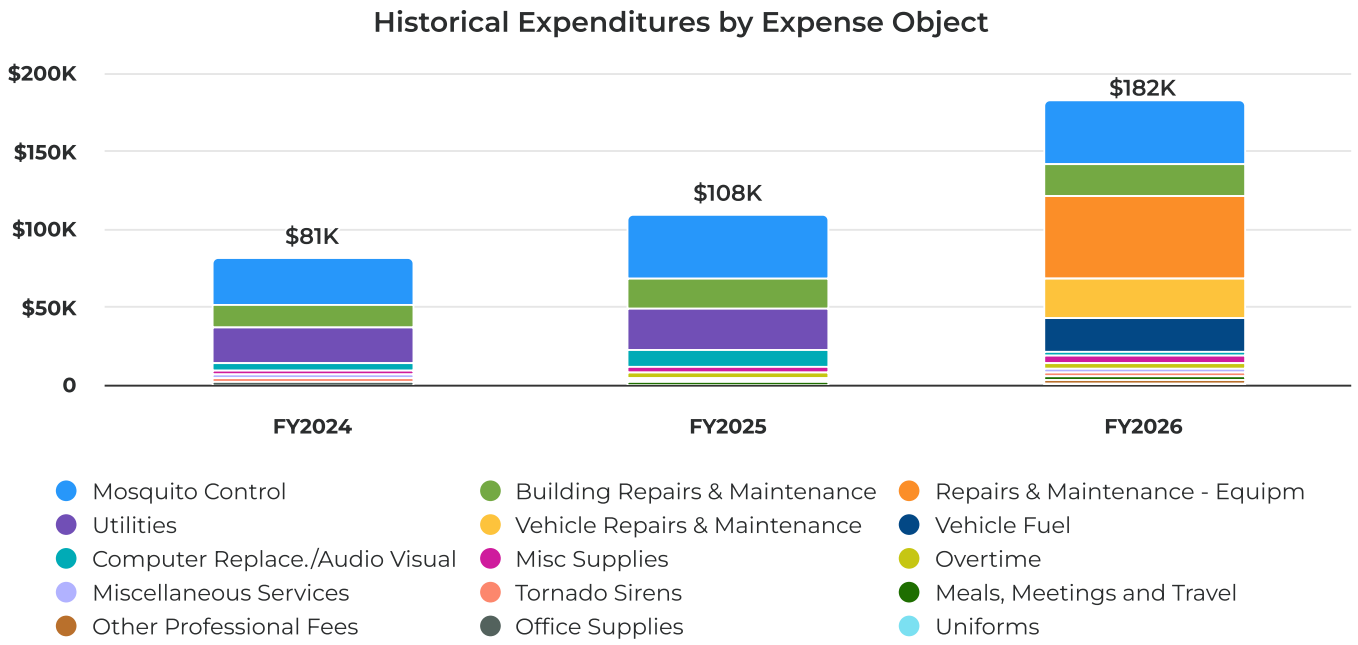

The total budget for Public Works in FY2026 is $182,000, representing a 67.84% increase from the previous year's total of $108,434. The largest expenditure category in FY2026 is Repairs & Maintenance - Equipment at $53,000, accounting for 29.12% of the total budget. This category was not listed in the previous year, indicating a new or expanded allocation.

Mosquito Control remains a significant expense at $40,000, making up 21.98% of the total budget, with no change in amount from the prior year. Vehicle Repairs & Maintenance is a new major category at $25,000, representing 13.74% of the budget.

Vehicle Fuel shows a substantial increase to $22,000, which is 12.09% of the total and up by $21,410 or 3,628.81% compared to the previous year's $590. Building Repairs & Maintenance increased slightly by $1,000 or 5% to $21,000, now 11.54% of the budget.

Miscellaneous Supplies rose by $1,640 or 48.81% to $5,000, comprising 2.75% of the total. Meals, Meetings and Travel doubled to $3,000, a 100% increase, and now represent 1.65% of the budget. Overtime remains unchanged at $3,500, or 1.92% of the total.

Computer Replacement/Audio Visual expenses decreased significantly by $8,100 or 76.42% to $2,500, now 1.37% of the budget. Other Professional Fees appear at $2,500, also 1.37% of the total. Tornado Sirens increased by $1,055 or 111.64% to $2,000, and Miscellaneous Services rose slightly by $110 or 5.82% to $2,000.

Notably, Utilities were eliminated from the budget, decreasing by $26,049 or 100% from the previous year. Overall, the FY2026 budget reflects a shift in spending priorities with significant increases in equipment repairs, vehicle-related expenses, and a reduction in utilities and computer replacement costs.

FY26 Expenditures by Expense Object

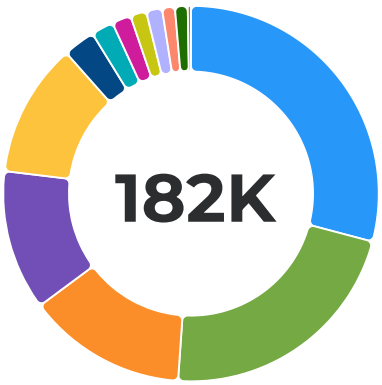

Repairs & Maintenance - Equipm	**$53,000**	29.12%
Mosquito Control	**$40,000**	21.98%
Vehicle Repairs & Maintenance	**$25,000**	13.74%
Vehicle Fuel	**$22,000**	12.09%
Building Repairs & Maintenance	**$21,000**	11.54%
Misc Supplies	**$5,000**	2.75%
Overtime	**$3,500**	1.92%
Meals, Meetings and Travel	**$3,000**	1.65%
Other Professional Fees	**$2,500**	1.37%
Computer Replace./Audio Visual	**$2,500**	1.37%
Tornado Sirens	**$2,000**	1.10%
Miscellaneous Services	**$2,000**	1.10%
Uniforms	**$500**	0.27%

For the Public Works fiscal year expenditures by expense object, Repairs & Maintenance - Equipm accounts for $53,000, representing 29.12% of the total. Mosquito Control follows with $40,000 or 21.98%. Vehicle Repairs & Maintenance is $25,000, making up 13.74%, while Vehicle Fuel is $22,000 or 12.09%. Building Repairs & Maintenance totals $21,000, which is 11.54% of the expenditures. Misc Supplies amount to $5,000 or 2.75%. Overtime expenses are $3,500, representing 1.92%. Meals, Meetings and Travel costs are $3,000 or 1.65%. Both Computer Replace./Audio Visual and Other Professional Fees are $2,500 each, each constituting 1.37% of the total expenditures.

Expenditures by Expense Object

Category	FY 2025 Adopted	FY 2026 Budgeted	FY 2025 Adopted vs. FY 2026 Budgeted (% Change)
Computer Replace./Audio Visual	$10,600.00	$2,500.00	-76.42%
Uniforms	-	$500.00	-
Utilities	$26,049.00	-	-100.00%
Building Repairs & Maintenance	$20,000.00	$21,000.00	5.00%
Vehicle Repairs & Maintenance	-	$25,000.00	-
Vehicle Fuel	$590.00	$22,000.00	3,628.81%
Overtime	$3,500.00	$3,500.00	0.00%
Other Professional Fees	-	$2,500.00	-
Miscellaneous Services	$1,890.00	$2,000.00	5.82%
Repairs & Maintenance - Equipm	-	$53,000.00	-
Mosquito Control	$40,000.00	$40,000.00	0.00%
Meals, Meetings and Travel	$1,500.00	$3,000.00	100.00%
Misc Supplies	$3,360.00	$5,000.00	48.81%

Category	FY 2025 Adopted	FY 2026 Budgeted	FY 2025 Adopted vs. FY 2026 Budgeted (% Change)
Tornado Sirens	$945.00	$2,000.00	111.64%
Total Expenditures	**$108,434.00**	**$182,000.00**	**67.84%**

Streets

The Town of Severance maintains approximately 72 miles of the center lanes of the roadway. This includes major and minor arterial streets, collector streets, and local neighborhood streets. The Town of Severance Streets Department is responsible for periodic maintenance of the streets, pavement markings, and traffic control. The department patches potholes, paints pavement markings, replaces street signs, removes graffiti, maintains the graveled streets and alleys, manages vegetation, sweeps streets, and maintains stormwater.

The Streets Department additionally provides snow maintenance to clear snow and ice from town streets on a prioritized basis driven by the amount of snow and the traffic impact of a particular street. The Department also removes snow from town property and town-owned trails.

- Department responsibilities include, but are not limited to:
- Repair and maintenance of streets
- Repair and maintenance of curbs, gutters, and sidewalks
- Repair and maintenance of traffic signs and pavement markings
- Small traffic control and flagging operations
- Grading of Town-owned dirt roads
- Right-of-way (ROW) mowing and maintenance
- Snow plowing and removal
- Street sweeping
- Drainage maintenance

Expenditure Summary

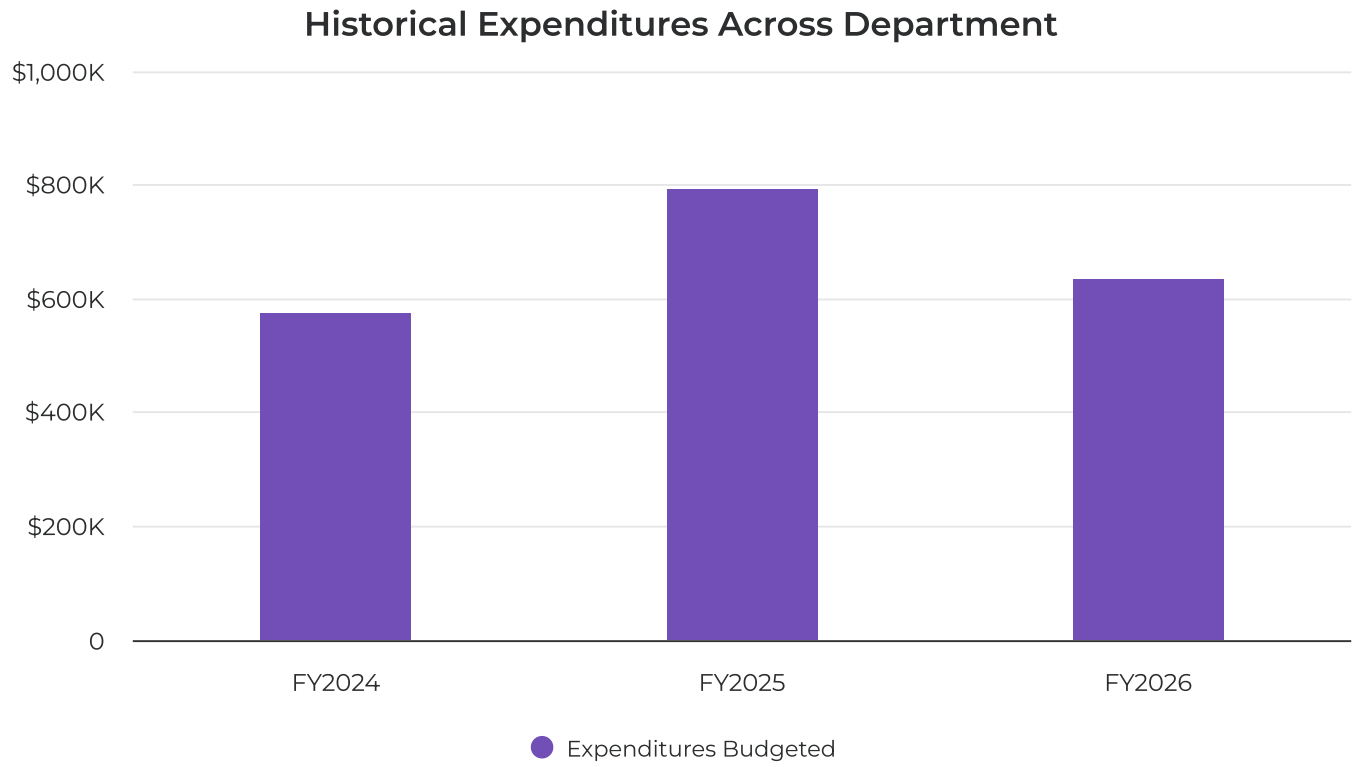

The Streets budget for FY2026 is set at $632,243, which represents a decrease of 20.28% compared to the FY2025 budget of $793,100. This reduction follows a significant increase of 38% in the FY2025 budget from the prior period. Notably, the

FY2025 actual expenditures were $0, indicating no spending despite the higher budget allocation that year. The FY2026 budget reflects a downward adjustment in planned expenditures relative to the previous year's budgeted amount.

Expenditures by Expense Object

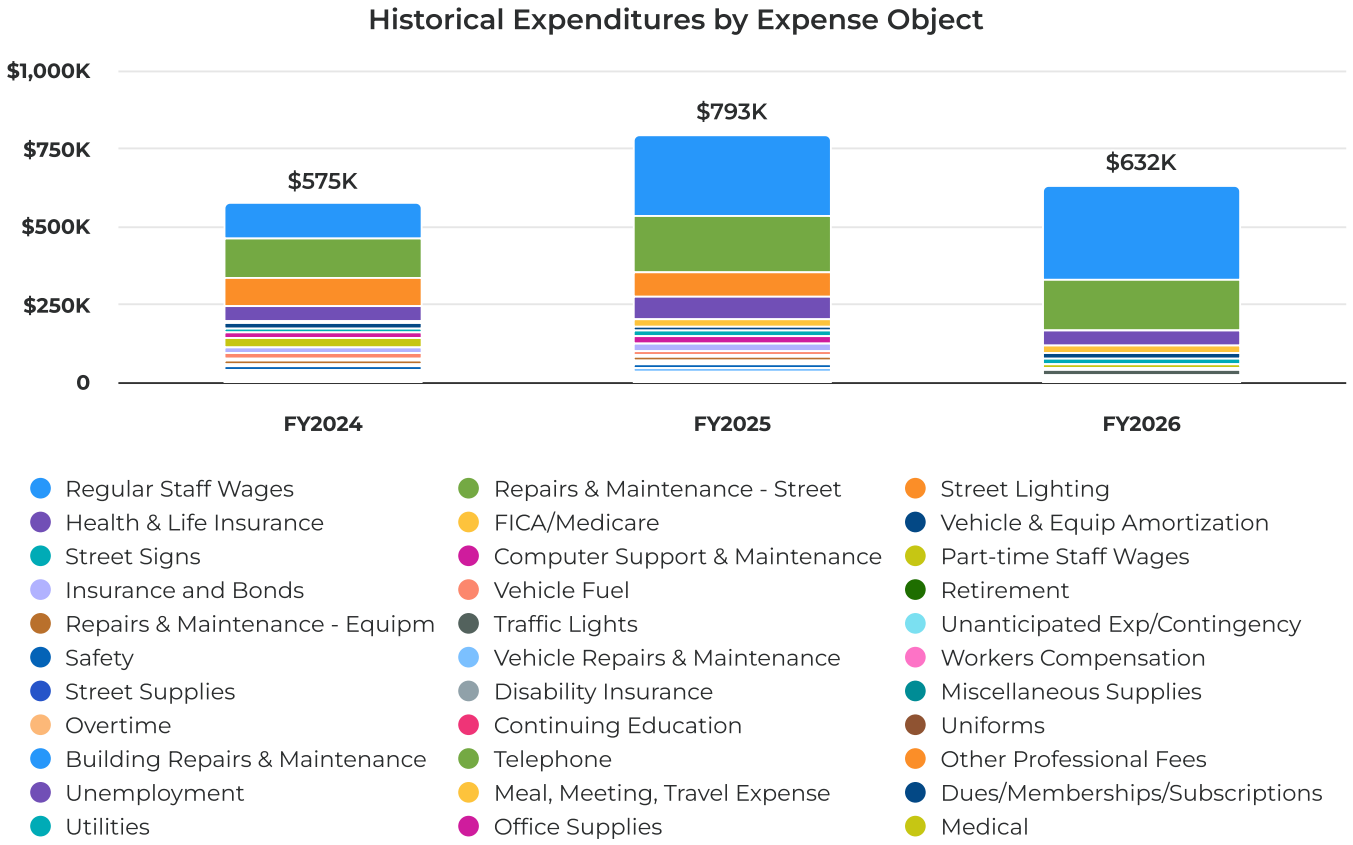

The total budget for Streets in FY2026 is $632,243, representing a 20.28% decrease from the previous year's total of $793,100. Regular Staff Wages remain the largest expense category, increasing by $39,950 or 15.31% to $300,930, now accounting for 47.6% of the total budget, up from 32.91% the prior year.

Repairs & Maintenance - Street decreased by $16,000 or 8.94% to $163,000, making up 25.78% of the total, down from 22.57%. Health & Life Insurance saw a significant reduction of $24,253 or 32.68%, falling to $49,971 and representing 7.9% of the budget compared to 9.36% previously.

FICA/Medicare expenses increased by $3,529 or 18.1% to $23,021, now 3.64% of the total. Vehicle & Equipment Amortization rose by $7,081 or 45.92% to $22,500, comprising 3.56% of the budget. Traffic Lights experienced a notable increase of $18,000 or 900%, reaching $20,000 and 3.16% of the total, whereas Street Lighting was eliminated entirely, decreasing by $78,750 or 100% from its previous 9.93% share.

Part-time Staff Wages appeared in the budget at $9,674, after being zero the prior year. Disability Insurance doubled, increasing by $2,267 or 100.85% to $4,515, now 0.71% of the total. Street Signs slightly increased by $90 or 0.6% to $15,000, maintaining a similar proportion of 2.37%.

Several categories were removed entirely, including Computer Support & Maintenance, Insurance and Bonds, Repairs & Maintenance - Equipment, Vehicle Repairs & Maintenance, Vehicle Fuel, Safety, and Unanticipated Expenses/Contingency, each showing a 100% decrease from the previous year.

FY26 Expenditures by Expense Object

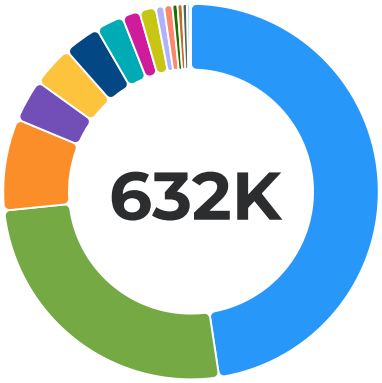

Regular Staff Wages	$300,930	47.60%
Repairs & Maintenance - Street	$163,000	25.78%
Health & Life Insurance	$49,971	7.90%
FICA/Medicare	$23,021	3.64%
Vehicle & Equip Amortization	$22,500	3.56%
Traffic Lights	$20,000	3.16%
Street Signs	$15,000	2.37%
Part-time Staff Wages	$9,674	1.53%
Retirement	$9,029	1.43%
Disability Insurance	$4,515	0.71%
Street Supplies	$4,500	0.71%
Continuing Education	$2,800	0.44%
Overtime	$2,700	0.43%
Miscellaneous Supplies	$2,500	0.40%
Uniforms	$1,500	0.24%
Unemployment	$603	0.10%

For the fiscal year expenditures by expense object in the Streets category, Regular Staff Wages account for $300,930, representing 47.6% of the total. Repairs & Maintenance - Street follows with $163,000, or 25.78%. Health & Life Insurance expenses total $49,971, making up 7.9%, while FICA/Medicare costs are $23,021, which is 3.64% of the expenditures. Vehicle & Equip Amortization amounts to $22,500, or 3.56%, and Traffic Lights expenses are $20,000, representing 3.16%. Street Signs account for $15,000, or 2.37%, and Part-time Staff Wages total $9,674, which is 1.53%. Retirement expenses are $9,029, making up 1.43%, and Disability Insurance is $4,515, or 0.71% of the total. Six smaller categories are not included in this summary.

Expenditures by Expense Object

Category	FY 2025 Adopted	FY 2026 Budgeted	FY 2025 Adopted vs. FY 2026 Budgeted (% Change)
Regular Staff Wages	$260,980.00	$300,930.00	15.31%
FICA/Medicare	$19,492.00	$23,021.00	18.10%
Workers Compensation	$8,299.00	-	-100.00%
Unemployment	$522.00	$603.00	15.52%
Disability Insurance	$2,248.00	$4,515.00	100.85%
Telephone	$1,794.00	-	-100.00%
Insurance and Bonds	$20,435.00	-	-100.00%
Dues/Memberships/Subscriptions	$500.00	-	-100.00%
Continuing Education	$3,800.00	$2,800.00	-26.32%

Category	FY 2025 Adopted	FY 2026 Budgeted	FY 2025 Adopted vs. FY 2026 Budgeted (% Change)
Safety	$10,000.00	-	-100.00%
Uniforms	$2,200.00	$1,500.00	-31.82%
Retirement	$9,270.00	$9,029.00	-2.60%
Health & Life Insurance	$74,224.00	$49,971.00	-32.68%
Utilities	$744.00	-	-100.00%
Building Repairs & Maintenance	$1,800.00	-	-100.00%
Vehicle Repairs & Maintenance	$11,712.00	-	-100.00%
Office Supplies	$500.00	-	-100.00%
Vehicle Fuel	$11,160.00	-	-100.00%
Unanticipated Exp/Contingency	$10,000.00	-	-100.00%
Miscellaneous Supplies	$2,310.00	$2,500.00	8.23%
Overtime	$2,700.00	$2,700.00	0.00%
Other Professional Fees	$1,155.00	-	-100.00%
Vehicle & Equip Amortization	$15,419.00	$22,500.00	45.92%
Part-time Staff Wages	-	$9,674.00	-
Street Lighting	$78,750.00	-	-100.00%
Traffic Lights	$2,000.00	$20,000.00	900.00%
Repairs & Maintenance - Street	$179,000.00	$163,000.00	-8.94%
Repairs & Maintenance - Equipm	$12,500.00	-	-100.00%
Meal, Meeting, Travel Expense	$1,000.00	-	-100.00%
Street Supplies	$3,885.00	$4,500.00	15.83%
Computer Support & Maintenance	$29,791.00	-	-100.00%
Street Signs	$14,910.00	$15,000.00	0.60%
Total Expenditures	**$793,100.00**	**$632,243.00**	**-20.28%**

Snow

Expenditure Summary

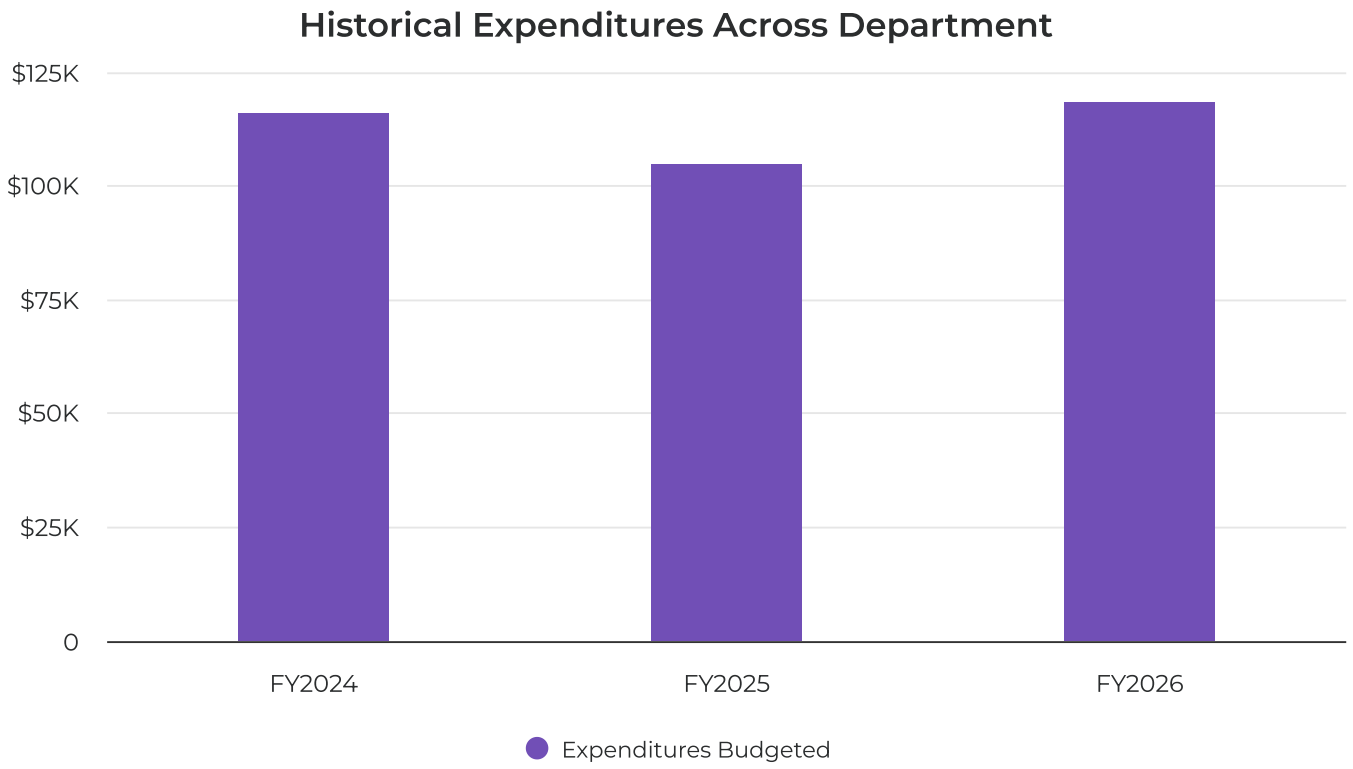

The Snow budget for FY2026 shows total expenditures budgeted at $118,500, which is a 13.07% increase from the previous year's budgeted amount of $104,800. This marks a reversal from FY2025, where expenditures budgeted had decreased by 9.51% compared to its prior period. The actual expenditures for FY2025 were $0, indicating no spending occurred that year. The increase in the FY2026 budgeted expenditures suggests a significant rise in planned spending compared to the previous year’s budget.

Expenditures by Expense Object

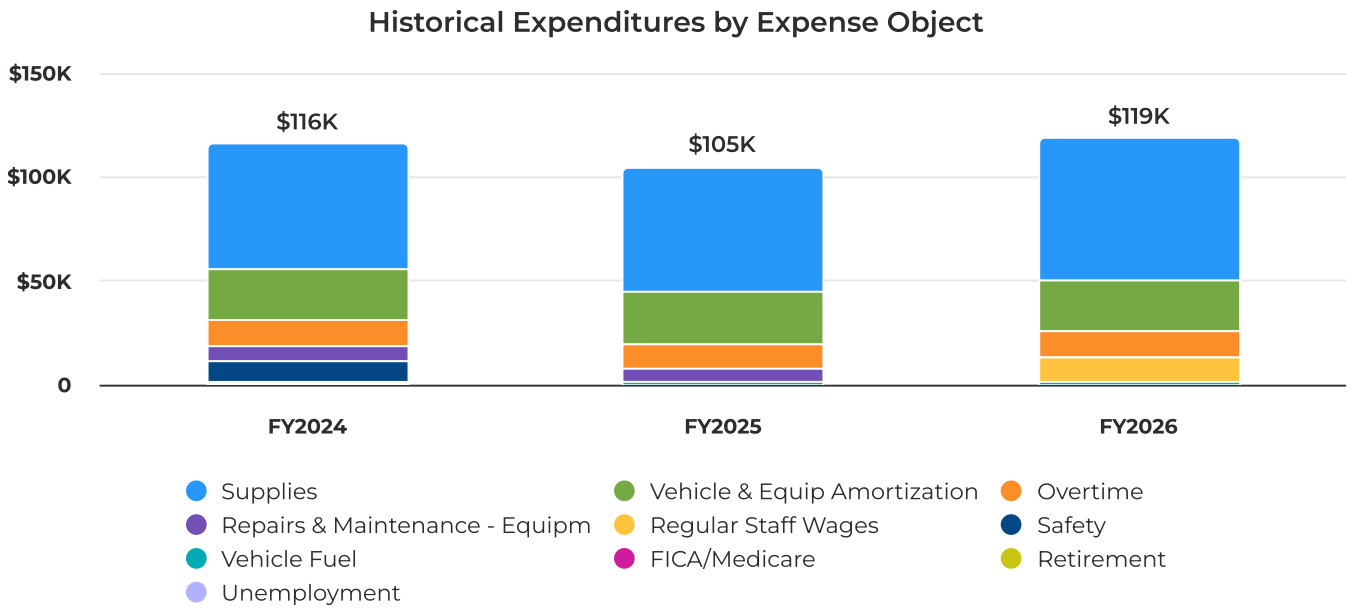

The total budget for Snow in FY2026 is $118,500, representing a 13.07% increase from the previous year's total of $104,800. Supplies remain the largest expense category, increasing by $8,000 or 13.33% to $68,000, which now accounts for 57.38% of the total budget, slightly up from 57.25% in FY2025.

Vehicle & Equipment Amortization remains unchanged at $25,000, though its share of the total budget decreased from 23.85% to 21.1%. Regular Staff Wages appear as a new expense category at $12,000, making up 10.13% of the total budget. Overtime remains steady at $12,000, also 10.13% of the total, with no change from the previous year.

Vehicle Fuel expenses increased by $400 or 36.36%, rising to $1,500 and representing 1.27% of the total budget. Repairs & Maintenance - Equipment was eliminated, decreasing by $6,700 or 100% to $0. Other categories such as FICA/Medicare, Unemployment, Safety, and Retirement remain at $0, consistent with the previous year.

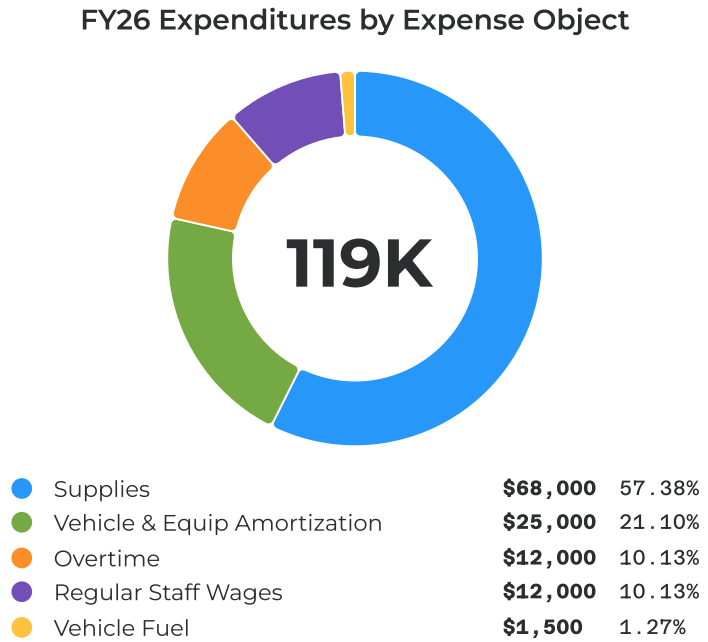

For the fiscal year expenditures by expense object in the Snow category, Supplies account for $68,000, representing 57.38% of the total. Vehicle & Equip Amortization follows with $25,000, or 21.1%. Regular Staff Wages and Overtime each contribute $12,000, both making up 10.13%. Vehicle Fuel is the smallest expense at $1,500, which is 1.27% of the total expenditures.

Expenditures by Expense Object

Category	FY 2025 Adopted	FY 2026 Budgeted	FY 2025 Adopted vs. FY 2026 Budgeted (% Change)
Regular Staff Wages	-	$12,000.00	-
Supplies	$60,000.00	$68,000.00	13.33%
Vehicle Fuel	$1,100.00	$1,500.00	36.36%
Overtime	$12,000.00	$12,000.00	0.00%
Vehicle & Equip Amortization	$25,000.00	$25,000.00	0.00%
Repairs & Maintenance - Equipm	$6,700.00	-	-100.00%
Total Expenditures	**$104,800.00**	**$118,500.00**	**13.07%**

Parks

The Town of Severance Parks Department currently oversees seven parks and two community buildings, the Town Hall, and the Public Works Building. These areas account for approximately 27 acres of manicured parks. Not included in that total would be the additional hardscape, shelters, sidewalks, and parking lots throughout these parks that are also maintained by the department. Additionally, six parks in Severance are open to all residents but maintained by Metro Districts.

Expenditure Summary

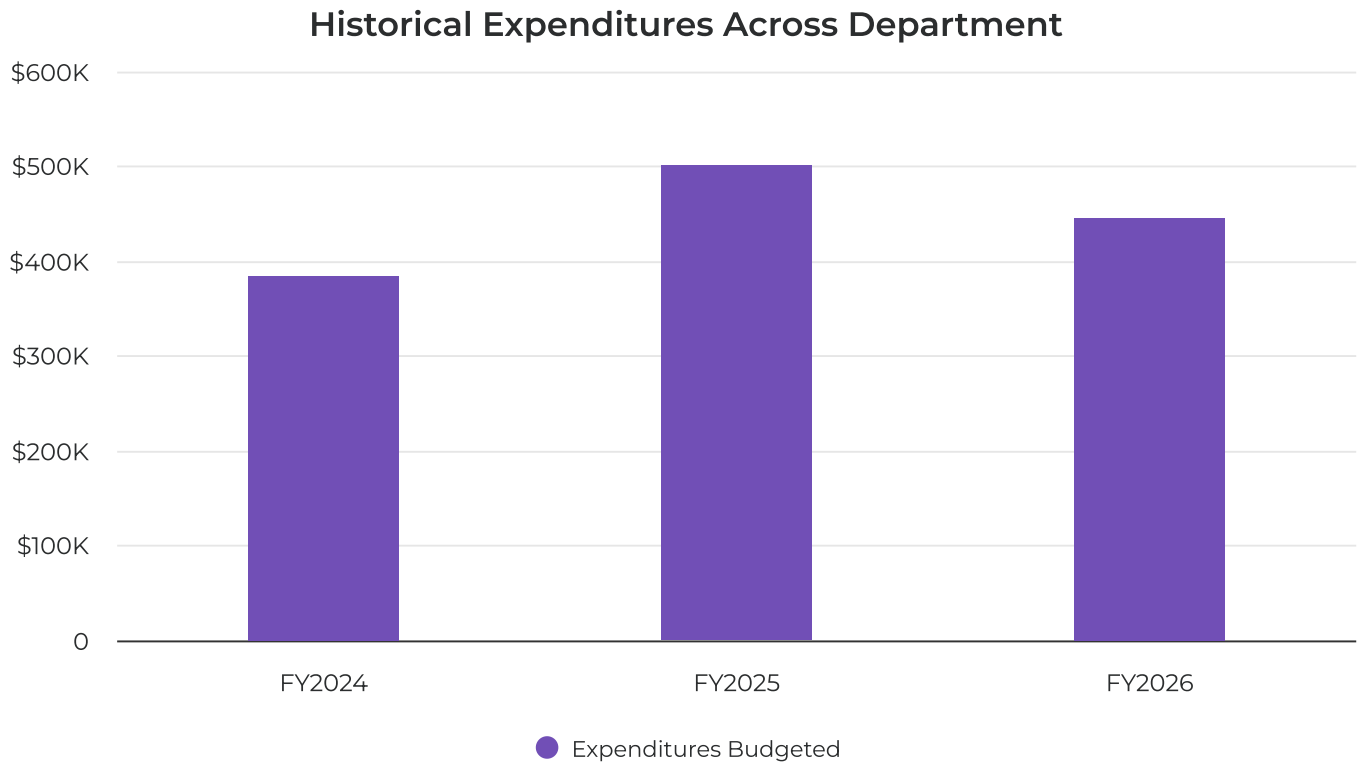

The Snow budget for FY2026 shows total expenditures budgeted at $118,500, which is a 13.07% increase from the previous year's budgeted amount of $104,800. This marks a reversal from FY2025, where expenditures budgeted had decreased by 9.51% compared to its prior period. The actual expenditures for FY2025 were $0, indicating no spending occurred that year. The increase in the FY2026 budgeted expenditures suggests a significant rise in planned spending compared to the previous year’s budget.

Expenditures by Expense Object

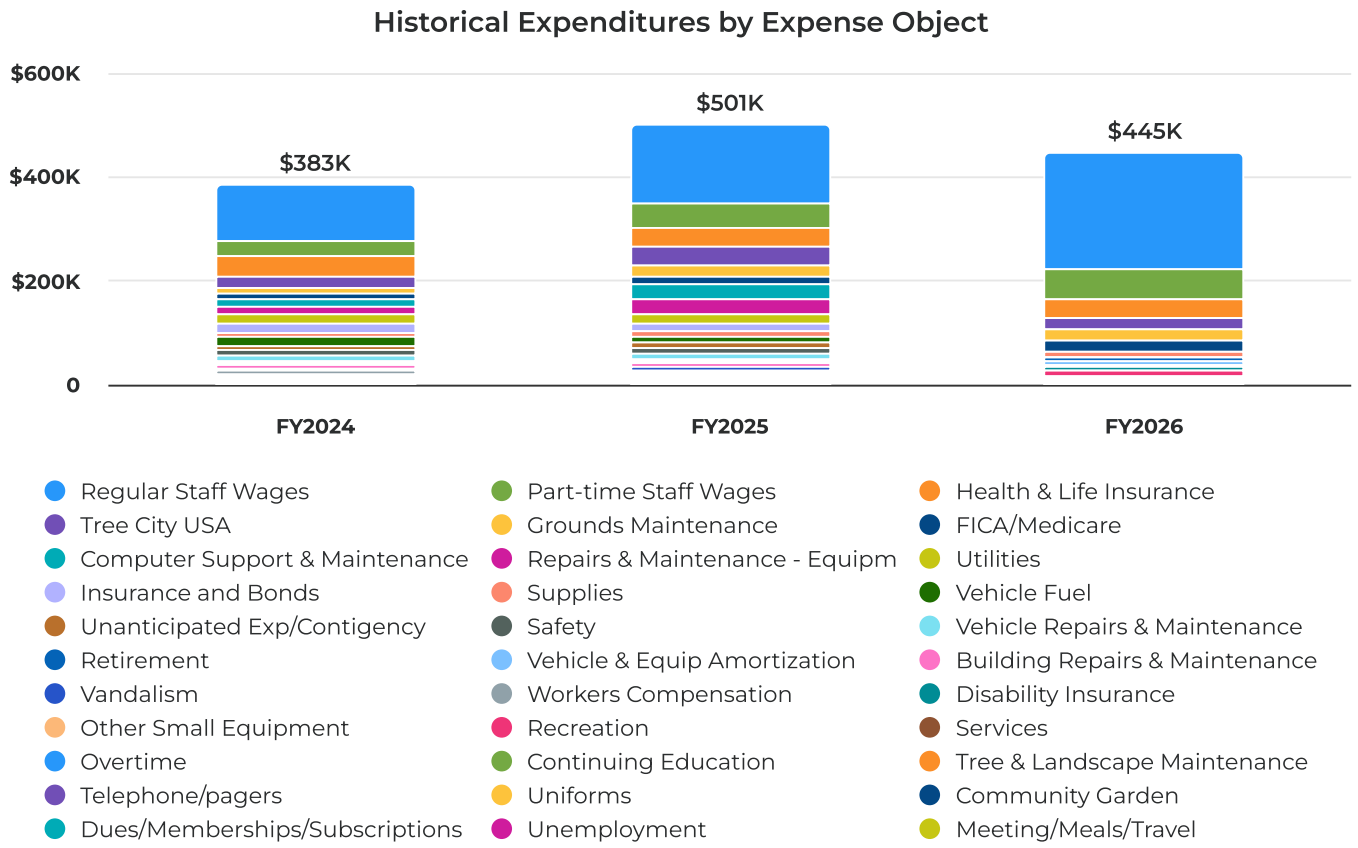

The total budget for Snow in FY2026 is $118,500, representing a 13.07% increase from the previous year's total of $104,800. Supplies remain the largest expense category, increasing by $8,000 or 13.33% to $68,000, which now accounts for 57.38% of the total budget, slightly up from 57.25% in FY2025.

Vehicle & Equipment Amortization remains unchanged at $25,000, though its share of the total budget decreased from 23.85% to 21.1%. Regular Staff Wages appear as a new expense category at $12,000, making up 10.13% of the total budget. Overtime remains steady at $12,000, also 10.13% of the total, with no change from the previous year.

Vehicle Fuel expenses increased by $400 or 36.36%, rising to $1,500 and representing 1.27% of the total budget. Repairs & Maintenance - Equipment was eliminated, decreasing by $6,700 or 100% to $0. Other categories such as FICA/Medicare, Unemployment, Safety, and Retirement remain at $0, consistent with the previous year.

FY26 Expenditures by Expense Object

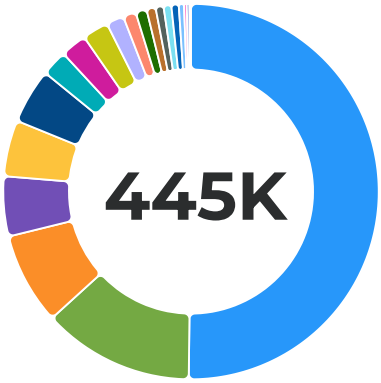

Regular Staff Wages	$223,454	50.20%
Part-time Staff Wages	$58,044	13.04%
Health & Life Insurance	$35,228	7.91%
Tree City USA	$23,000	5.17%
FICA/Medicare	$21,534	4.84%
Grounds Maintenance	$21,000	4.72%
Vehicle & Equip Amortization	$10,000	2.25%
Supplies	$10,000	2.25%
Recreation	$10,000	2.25%
Retirement	$6,703	1.51%
Services	$5,000	1.12%
Disability Insurance	$4,222	0.95%
Vandalism	$3,500	0.79%
Continuing Education	$3,000	0.67%
Community Garden	$3,000	0.67%
Overtime	$2,800	0.63%
Other Small Equipment	$2,000	0.45%
Uniforms	$1,100	0.25%
Dues/Memberships/Subscriptions	$1,000	0.22%
Unemployment	$561	0.13%

For the fiscal year expenditures by expense object in the Snow category, Supplies account for $68,000, representing 57.38% of the total. Vehicle & Equip Amortization follows with $25,000, or 21.1%. Regular Staff Wages and Overtime each contribute $12,000, both making up 10.13%. Vehicle Fuel is the smallest expense at $1,500, which is 1.27% of the total expenditures.

Expenditures by Expense Object

Category	FY 2025 Adopted	FY 2026 Budgeted	FY 2025 Adopted vs. FY 2026 Budgeted (% Change)
Regular Staff Wages	$150,121.00	$223,454.00	48.85%
FICA/Medicare	$14,385.00	$21,534.00	49.70%
Workers Compensation	$6,176.00	-	-100.00%
Unemployment	$416.00	$561.00	34.86%
Disability Insurance	$2,821.00	$4,222.00	49.66%
Insurance and Bonds	$15,208.00	-	-100.00%
Dues/Memberships/Subscriptions	$350.00	$1,000.00	185.71%
Continuing Education	$2,900.00	$3,000.00	3.45%
Safety	$10,000.00	-	-100.00%

Category	FY 2025 Adopted	FY 2026 Budgeted	FY 2025 Adopted vs. FY 2026 Budgeted (% Change)
Uniforms	$1,600.00	$1,100.00	-31.25%
Supplies	$9,870.00	$10,000.00	1.32%
Retirement	$4,322.00	$6,703.00	55.09%
Health & Life Insurance	$34,393.00	$35,228.00	2.43%
Utilities	$20,370.00	-	-100.00%
Building Repairs & Maintenance	$10,100.00	-	-100.00%
Vehicle Repairs & Maintenance	$10,283.00	-	-100.00%
Vehicle Fuel	$10,960.00	-	-100.00%
Overtime	$2,800.00	$2,800.00	0.00%
Telephone/pagers	$2,284.00	-	-100.00%
Vehicle & Equip Amortization	$2,919.00	$10,000.00	242.58%
Part-time Staff Wages	$49,521.00	$58,044.00	17.21%
Repairs & Maintenance - Equipm	$25,900.00	-	-100.00%
Computer Support & Maintenance	$30,951.00	-	-100.00%
Vandalism	$5,000.00	$3,500.00	-30.00%
Tree & Landscape Maintenance	$2,520.00	-	-100.00%
Grounds Maintenance	$21,025.00	$21,000.00	-0.12%
Meeting/Meals/Travel	$1,000.00	-	-100.00%
Services	$2,000.00	$5,000.00	150.00%
Unanticipated Exp/Contigency	$10,000.00	-	-100.00%
Tree City USA	$37,300.00	$23,000.00	-38.34%
Other Small Equipment	$3,045.00	$2,000.00	-34.32%
Recreation	-	$10,000.00	-
Community Garden	-	$3,000.00	-
Total Expenditures	**$500,540.00**	**$445,146.00**	**-11.07%**

Planning

The Planning Department consists of a director and town planner, and can be divided into the primary categories below:

- Land use regulations/planning
- Oversight of Town Engineering
- Economic Development

The land use and regulation portion of the planning department involves considerable staff time to process land use applications within the Town's Growth Management Area. This includes annexation of property, platting of property, entitlement, and construction of private development. Much of this portion of the department is paid for by private developers through the fee schedule. Processes such as the Comprehensive Plan require funds for resident notice and involvement.

Additionally, following the completion of a land use process, the Planning Department ensures proper installation and warranty of public improvements such as water, storm, sewer, landscaping, and roads. This is a vital function in protecting the town's assets and ensuring sustainable future budgets.

The Planning Department is heavily involved in the town's economic development. This includes seeking out potential commercial development, working through the entitlement process, and attempting to use incentives, where appropriate, and with Town Council approval. Items in this portion of the budget such as improved signage and monies for potential incentives are integral to a successful economic future in the Town of Severance.

Expenditure Summary

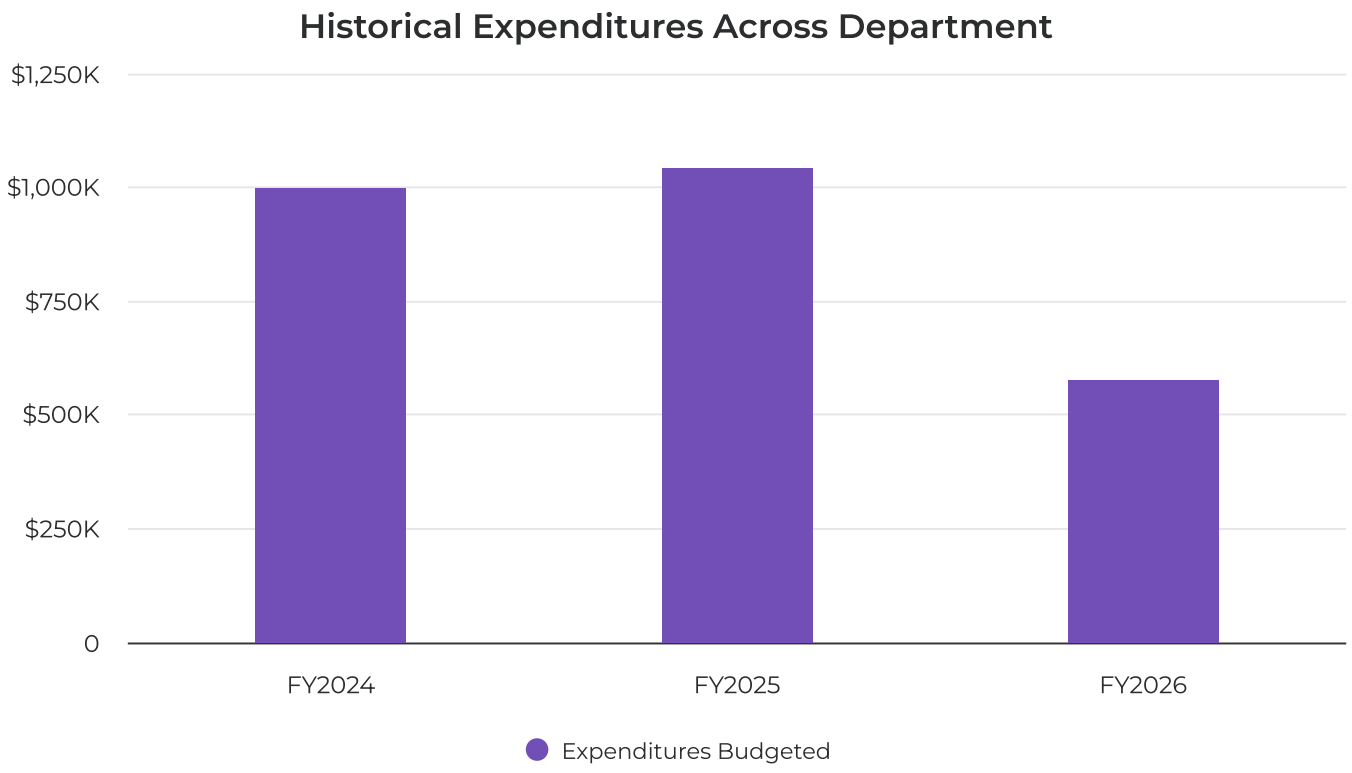

The Planning department's total budgeted expenditures for FY2026 are $579,564, representing a significant decrease of 44.46% compared to the previous year's budgeted amount of $1 million, which had increased by 4.58% from its prior period. This marks a notable reduction in planned spending for the department.

Expenditures by Expense Object

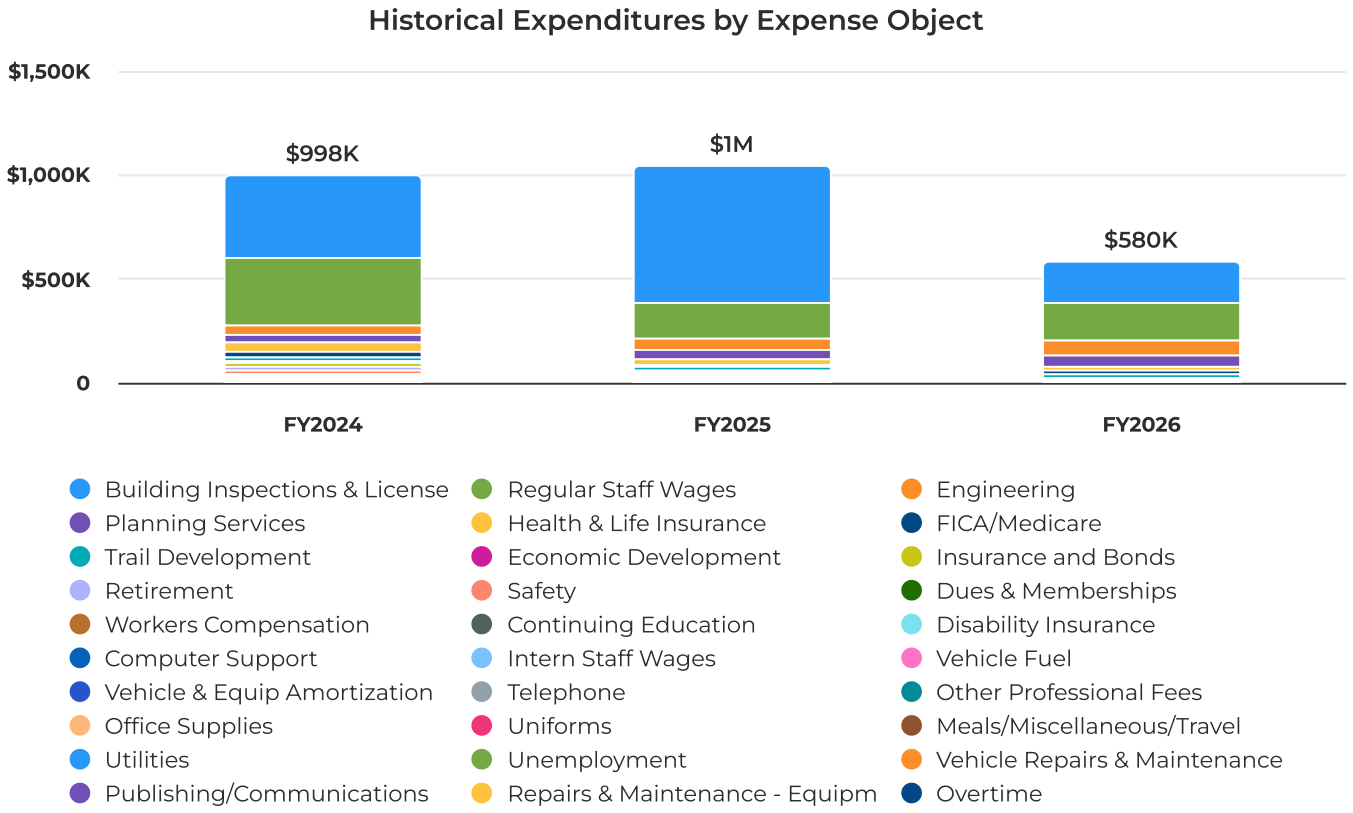

In FY2026, the total expenditures for Planning decreased by 44.46% to $579,564 compared to the previous year. The largest expenditure category, Building Inspections & License, saw a significant reduction of 69.58%, dropping from $657,500 to $200,000, now representing 34.51% of the total budget.

Regular Staff Wages increased by 4.23% to $177,402, making up 30.61% of the total, which is a notable rise in proportion compared to the prior year. Engineering expenses also grew by 25%, reaching $75,000 and accounting for 12.94% of the budget. Planning Services increased by 11.11% to $50,000, representing 8.63% of total expenditures.

Health & Life Insurance slightly increased by 1.8% to $21,524, now 3.71% of the budget, while FICA/Medicare rose by 7.84% to $14,041, or 2.42% of the total. Retirement expenses saw a substantial increase of 162.43%, climbing to $5,322, and Continuing Education grew by 83.33% to $5,500.

Several categories were eliminated entirely in FY2026, including Economic Development, Safety, Insurance and Bonds, Workers Compensation, Vehicle Fuel, Computer Support, Office Supplies, Telephone, and Other Professional Fees, each showing a 100% decrease from the previous year.

Overall, the FY2026 budget reflects a marked reduction in total expenditures with a shift in spending priorities, particularly a large decrease in Building Inspections & License and the removal of multiple smaller expense categories, alongside moderate increases in staff-related costs and professional development.

FY26 Expenditures by Expense Object

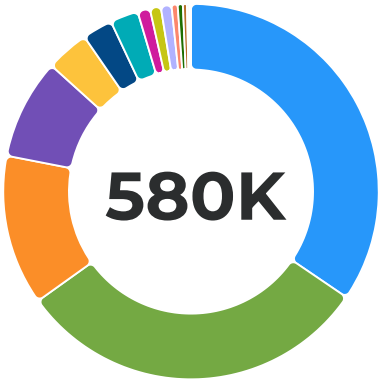

Building Inspections & License	**$200,000**	34.51%
Regular Staff Wages	**$177,402**	30.61%
Engineering	**$75,000**	12.94%
Planning Services	**$50,000**	8.63%
Health & Life Insurance	**$21,524**	3.71%
Trail Development	**$15,000**	2.59%
FICA/Medicare	**$14,041**	2.42%
Intern Staff Wages	**$6,147**	1.06%
Continuing Education	**$5,500**	0.95%
Retirement	**$5,322**	0.92%
Dues & Memberships	**$3,000**	0.52%
Disability Insurance	**$2,661**	0.46%
Vehicle & Equip Amortization	**$2,000**	0.35%
Meals/Miscellaneous/Travel	**$1,000**	0.17%
Uniforms	**$500**	0.09%
Unemployment	**$367**	0.06%
Overtime	**$100**	0.02%

The fiscal year expenditures for Planning are led by Building Inspections & License at $200,000, representing 34.51% of the total. Regular Staff Wages follow with $177,402, accounting for 30.61%. Engineering expenses amount to $75,000 or 12.94%, while Planning Services contribute $50,000, making up 8.63% of the expenditures. Health & Life Insurance costs are $21,524, which is 3.71%, and Trail Development is $15,000, representing 2.59%. FICA/Medicare expenses total $14,041 or 2.42%. Intern Staff Wages are $6,147, comprising 1.06%, Continuing Education is $5,500 at 0.95%, and Retirement expenses are $5,322, making up 0.92% of the fiscal year expenditures. Seven smaller categories are not included in this summary.

Expenditures by Expense Object

Category	FY 2025 Adopted	FY 2026 Budgeted	FY 2025 Adopted vs. FY 2026 Budgeted (% Change)
Regular Staff Wages	$170,202.00	$177,402.00	4.23%
FICA/Medicare	$13,020.00	$14,041.00	7.84%
Workers Compensation	$3,860.00	-	-100.00%
Unemployment	$340.00	$367.00	7.94%
Disability Insurance	$2,553.00	$2,661.00	4.23%
Telephone	$1,157.00	-	-100.00%
Insurance and Bonds	$9,505.00	-	-100.00%
Continuing Education	$3,000.00	$5,500.00	83.33%
Safety	$10,000.00	-	-100.00%

Category	FY 2025 Adopted	FY 2026 Budgeted	FY 2025 Adopted vs. FY 2026 Budgeted (% Change)
Uniforms	$1,200.00	$500.00	-58.33%
Retirement	$2,028.00	$5,322.00	162.43%
Health & Life Insurance	$21,144.00	$21,524.00	1.80%
Utilities	$787.00	-	-100.00%
Office Supplies	$1,500.00	-	-100.00%
Vehicle Fuel	$2,190.00	-	-100.00%
Overtime	$100.00	$100.00	0.00%
Other Professional Fees	$1,000.00	-	-100.00%
Vehicle & Equip Amortization	$1,980.00	$2,000.00	1.01%
Intern Staff Wages	-	$6,147.00	-
Engineering	$60,000.00	$75,000.00	25.00%
Planning Services	$45,000.00	$50,000.00	11.11%
Building Inspections & License	$657,500.00	$200,000.00	-69.58%
Dues & Memberships	$2,835.00	$3,000.00	5.82%
Meals/Miscellaneous/Travel	$1,000.00	$1,000.00	0.00%
Computer Support	$1,530.00	-	-100.00%
Economic Development	$15,000.00	-	-100.00%
Trail Development	$15,000.00	$15,000.00	0.00%
Total Expenditures	**$1,043,431.00**	**$579,564.00**	**-44.46%**

Water

The Town of Severance's water assets can be divided into two different areas:

- Water rights, or the ownership of raw water
- The storage and distribution of potable water

The Town primarily supplies its potable water system by acquiring Colorado-Big Thompson or North Poudre Irrigation Company raw water shares that provide a right to the water within those waterways. The North Poudre Irrigation and Colorado-Big Thompson raw water shares each provide their specific yields (gallons per year), corresponding to their usage for the town's residential, commercial, or industrial projects. The town maintains a water portfolio that is intended to be able to provide residents with adequate potable water in a drought scenario.

The Town of Severance receives its treated water from a single provider, North Weld County Water District (NWCWD). The Town of Severance is responsible for acquiring its own raw water supplies, which are transferred to NWCWD annually for treatment and delivery. Severance has two 500,000-gallon treated-water storage tanks with a total capacity of one million gallons (MG) and an additional 1.5 million elevated tank. These existing storage tanks provide water for fire protection, daily operating levels, and emergency water storage.

Expenditure Summary

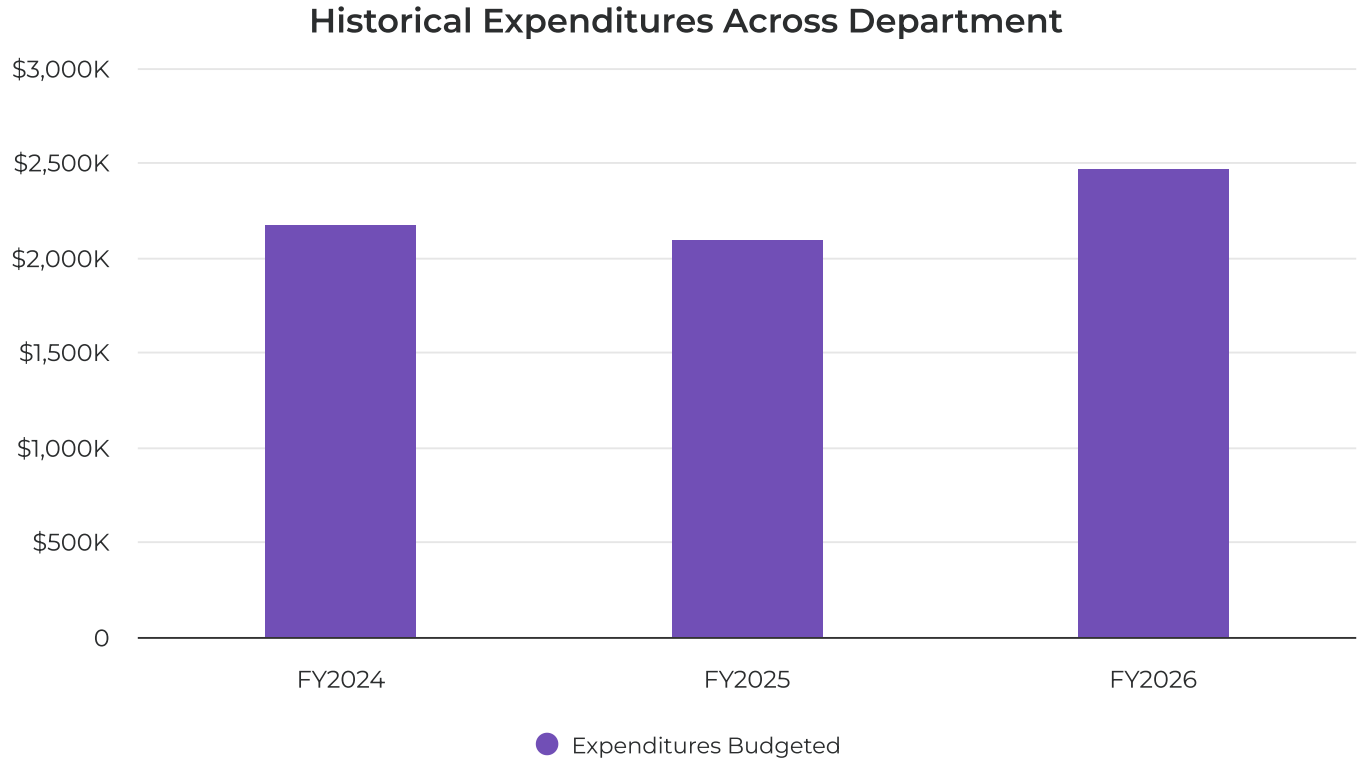

The Water Expenditure Summary for FY2026 shows a budgeted amount of $2.5 million, which is an increase of 18.1% from the previous year's budgeted expenditures of $2.1 million. This marks a significant rise following a 3.83% decrease in the prior period. The actual expenditures for the previous year were not provided, so comparisons are based solely on budgeted figures. Overall, the FY2026 budget reflects a notable increase in planned spending for Water expenditures compared to FY2025.

Expenditures by Expense Object

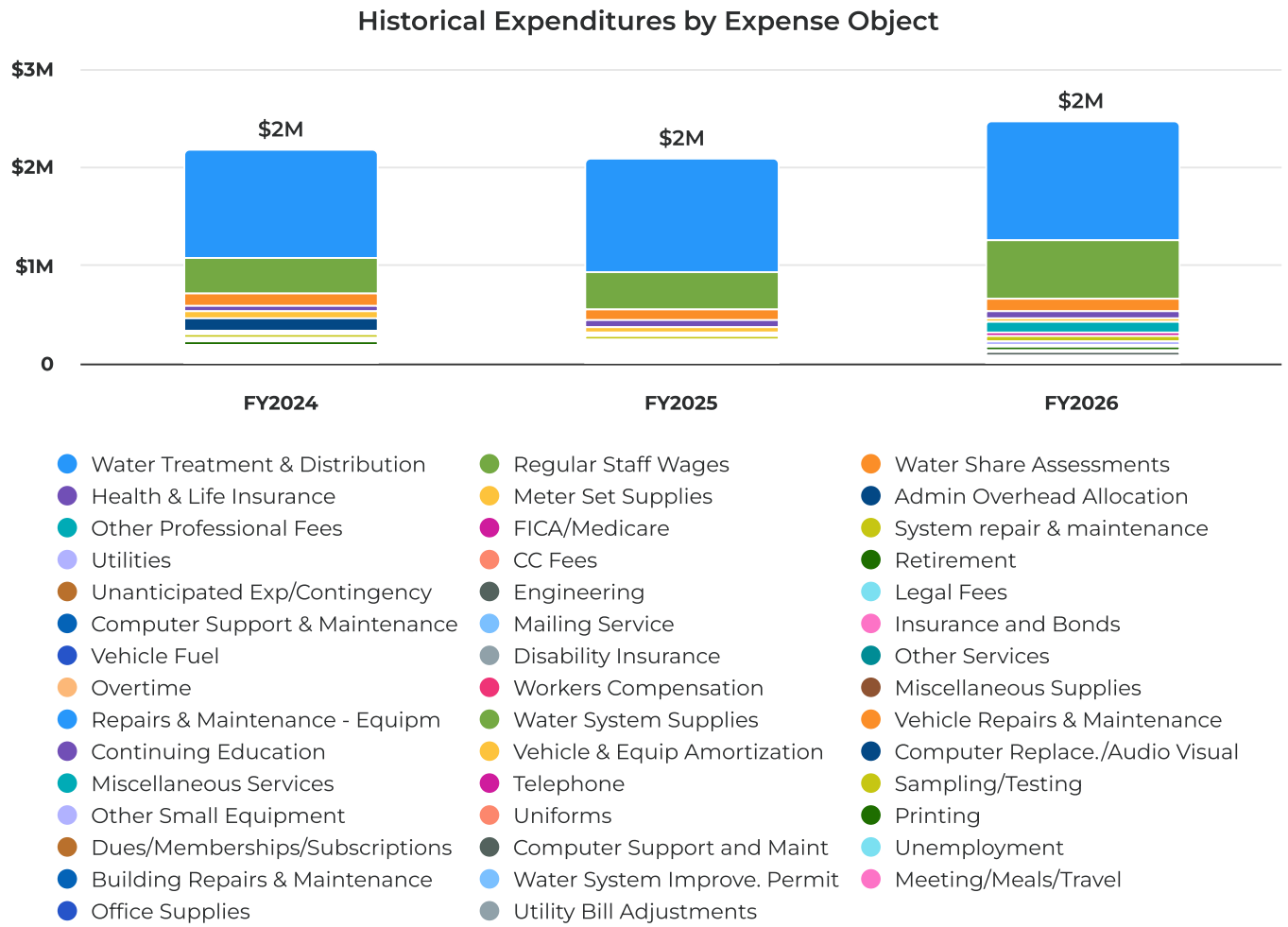

The total expenditures for Water in FY2026 increased by 18.1% to $2.5 million compared to the previous year. The largest expense category remained Water Treatment & Distribution, which rose by 5% to $1.2 million, though its share of the total decreased from 55.37% to 49.23%.

Regular Staff Wages saw a significant increase of 57.37%, rising to $598,805 and representing 24.31% of total expenditures, up from 18.24%. Water Share Assessments increased by 8.79% to $125,000, maintaining a similar proportion of the budget at 5.07%.

Other Professional Fees experienced a substantial rise of 900%, reaching $100,000 and accounting for 4.06% of the total budget. Health & Life Insurance increased by 8.11% to $73,110, while FICA/Medicare grew by 51.24% to $45,808.

Utilities expenses more than doubled, increasing by 156.65% to $40,800, and System repair & maintenance rose by 33.33% to $40,000. Engineering costs increased by 250% to $35,000. Conversely, Meter Set Supplies decreased by 36.36% to $35,000, reducing its share from 2.64% to 1.42%.

Several categories were eliminated in FY2026, including Computer Support & Maintenance, Insurance and Bonds, Vehicle Fuel, Workers Compensation, Vehicle Repairs & Maintenance, Other Services, Repairs & Maintenance - Equipment, and Computer Replacement/Audio Visual, each showing a 100% decrease from the previous year. Legal Fees decreased by 25% to $15,000.

FY26 Expenditures by Expense Object

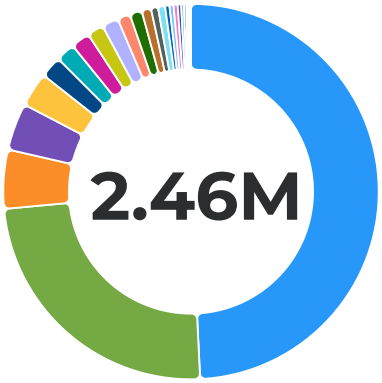

Water Treatment & Distribution	$1,212,800	49.23%
Regular Staff Wages	$598,805	24.31%
Water Share Assessments	$125,000	5.07%
Other Professional Fees	$100,000	4.06%
Health & Life Insurance	$73,110	2.97%
FICA/Medicare	$45,808	1.86%
Utilities	$40,800	1.66%
System repair & maintenance	$40,000	1.62%
Meter Set Supplies	$35,000	1.42%
Engineering	$35,000	1.42%
CC Fees	$27,000	1.10%
Retirement	$25,752	1.05%
Unanticipated Exp/Contingency	$20,000	0.81%
Mailing Service	$15,000	0.61%
Legal Fees	$15,000	0.61%
Disability Insurance	$9,278	0.38%
Vehicle & Equip Amortization	$8,800	0.36%
Miscellaneous Supplies	$8,500	0.35%
Continuing Education	$7,500	0.30%
Miscellaneous Services	$6,000	0.24%
Overtime	$5,100	0.21%
Water System Supplies	$3,000	0.12%
Dues/Memberships/Subscriptions	$2,500	0.10%
Uniforms	$1,500	0.06%
Water System Improve. Permit	$1,000	0.04%
Unemployment	$902	0.04%
Sampling/Testing	$500	0.02%

The fiscal year expenditures for Water include Water Treatment & Distribution at $1.2 million, representing 49.23% of the total. Regular Staff Wages account for $598,805 or 24.31%. Water Share Assessments are $125,000, making up 5.07%, while Other Professional Fees total $100,000 or 4.06%. Health & Life Insurance expenses are $73,110, which is 2.97%, and FICA/Medicare costs are $45,808, comprising 1.86%. Utilities amount to $40,800 or 1.66%, and System repair & maintenance is $40,000, representing 1.62%. Engineering expenses are $35,000, equal to 1.42%, and Meter Set Supplies also total $35,000 or 1.42%. Seventeen smaller categories are not included in this summary.

Expenditures by Expense Object

Category	FY 2025 Adopted	FY 2026 Budgeted	FY 2025 Adopted vs. FY 2026 Budgeted (% Change)
Regular Staff Wages	$380,513.00	$598,805.00	57.37%
FICA/Medicare	$30,289.00	$45,808.00	51.24%
Workers Compensation	$8,010.00	-	-100.00%
Unemployment	$699.00	$902.00	29.04%
Disability Insurance	$6,371.00	$9,278.00	45.63%
Legal Fees	$20,000.00	$15,000.00	-25.00%
Telephone	$2,721.00	-	-100.00%
Insurance and Bonds	$19,722.00	-	-100.00%
Printing	$1,500.00	-	-100.00%
Dues/Memberships/Subscriptions	$600.00	$2,500.00	316.67%
Continuing Education	$3,300.00	$7,500.00	127.27%
Computer Replace./Audio Visual	$4,300.00	-	-100.00%
Uniforms	$1,850.00	$1,500.00	-18.92%
Retirement	$15,597.00	$25,752.00	65.11%
Health & Life Insurance	$67,627.00	$73,110.00	8.11%
Utilities	$15,897.00	$40,800.00	156.65%
Building Repairs & Maintenance	$600.00	-	-100.00%
Vehicle Repairs & Maintenance	$6,733.00	-	-100.00%
Office Supplies	$100.00	-	-100.00%
Vehicle Fuel	$11,020.00	-	-100.00%
Unanticipated Exp/Contingency	$20,000.00	$20,000.00	0.00%
Miscellaneous Supplies	$4,300.00	$8,500.00	97.67%
Overtime	$5,100.00	$5,100.00	0.00%
Other Professional Fees	$10,000.00	$100,000.00	900.00%
Miscellaneous Services	-	$6,000.00	-
Vehicle & Equip Amortization	$1,769.00	$8,800.00	397.46%
Repairs & Maintenance - Equipm	$5,800.00	-	-100.00%
Computer Support & Maintenance	$31,621.00	-	-100.00%
Meeting/Meals/Travel	$250.00	-	-100.00%
Other Small Equipment	$2,500.00	-	-100.00%
Engineering	$10,000.00	$35,000.00	250.00%
Utility Bill Adjustments	$10.00	-	-100.00%
CC Fees	$21,000.00	$27,000.00	28.57%
Mailing Service	$11,600.00	$15,000.00	29.31%
Water System Improve. Permit	$600.00	$1,000.00	66.67%
System repair & maintenance	$30,000.00	$40,000.00	33.33%
Sampling/Testing	$1,100.00	$500.00	-54.55%
Other Services	$5,900.00	-	-100.00%
Water System Supplies	$2,100.00	$3,000.00	42.86%
Meter Set Supplies	$55,000.00	$35,000.00	-36.36%
Water Treatment & Distribution	$1,155,000.00	$1,212,800.00	5.00%
Water Share Assessments	$114,900.00	$125,000.00	8.79%
Total Expenditures	**$2,085,999.00**	**$2,463,655.00**	**18.10%**

Wastewater

Our current wastewater system is a collection system of sanitary sewer lines that transport the sewage either to a lagoon-style wastewater treatment plant or down a trunk line to the regional treatment plant in Windsor.

The State of Colorado and the Environmental Protection Agency require regular monitoring and testing of the discharged water, with strict standards that must be met. Regulations also dictate the inspection, maintenance, and repair of the system. Non-compliance could result in significant fines or the shutdown of the wastewater treatment system.
The system can be divided into two primary areas:

- The collection system is made up of sanitary sewer lines that transport sewage from homes and businesses to the treatment facility. For lines that are not gravity-fed, lift stations are used to pump the sewage.
- The wastewater treatment plant begins with screens removing trash. The sewage then enters the first of three lagoons that remove the sludge. Lastly, the water is chemically treated, meeting all water quality standards for recycled water, and discharged into the John Law.

Expenditure Summary

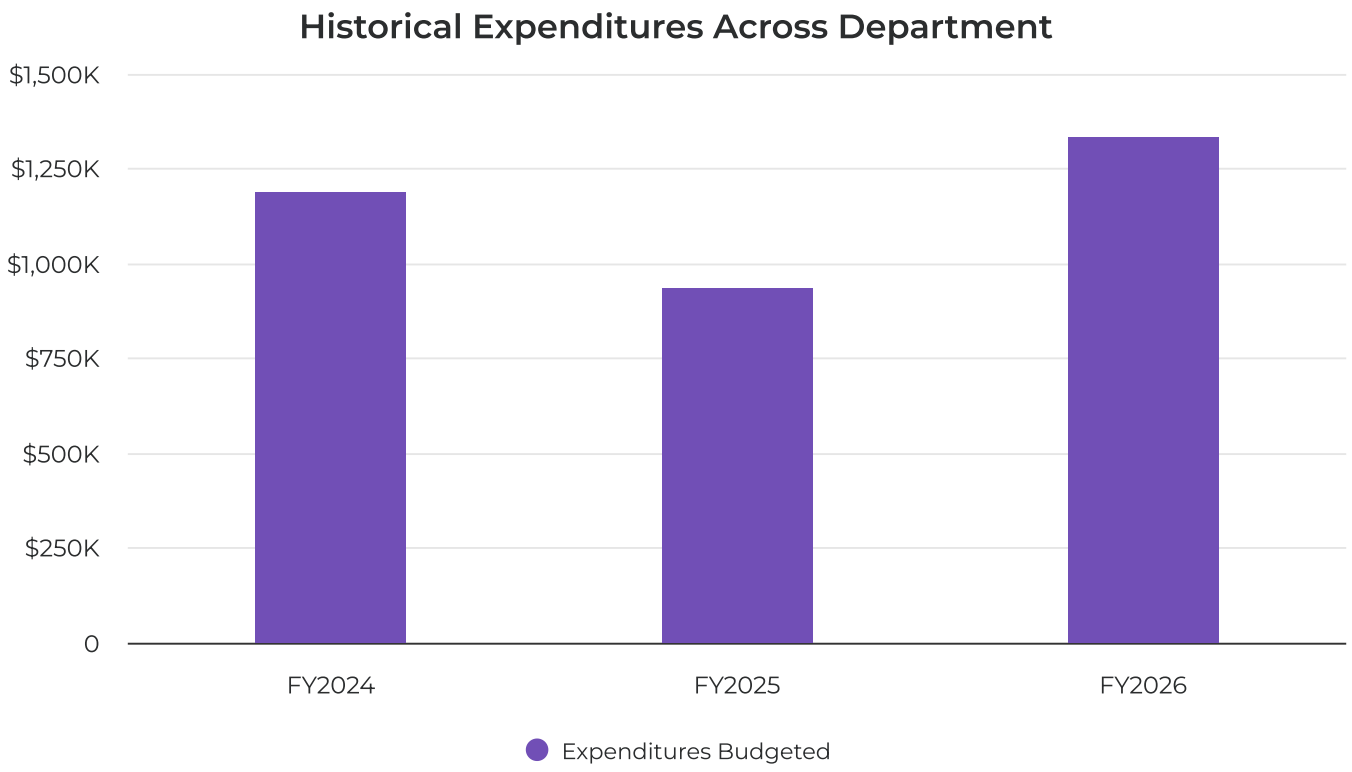

The Wastewater Expenditure Summary for FY2026 shows a budgeted amount of $1.3 million, which represents a 42% increase from the FY2025 budgeted expenditures of $938,102. This marks a significant rise following the previous year's budget, which had decreased by 21.18% from its prior period. The FY2025 actual expenditures were reported as $0, indicating no spending occurred despite the budget allocation. The FY2026 budget reflects a substantial increase in planned expenditures compared to the prior year, highlighting a notable shift in financial planning for the Wastewater category.

Expenditures by Expense Object

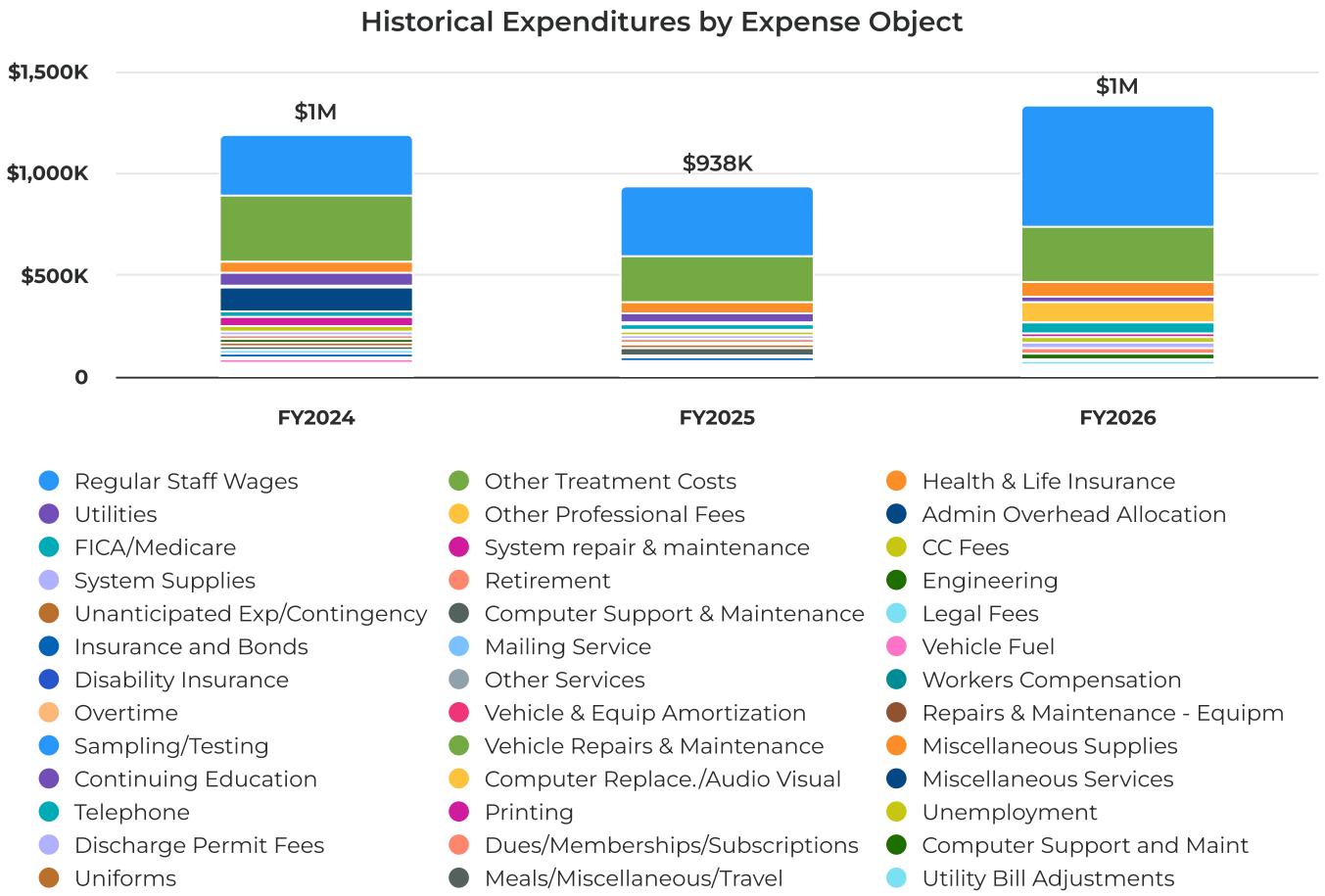

The FY2026 Wastewater budget totals $1.3 million, marking a 42% increase from the previous year's $938,102. Regular Staff Wages remain the largest expense, rising significantly by $250,473 or 73% to $593,599, now representing 44.56% of the total budget, up from 36.58%. Other Treatment Costs increased by $43,600 or 19.34% to $269,000, though their share of the total decreased to 20.19% from 24.03%.

Other Professional Fees saw a substantial increase of $88,000 or 733.33%, reaching $100,000 and accounting for 7.51% of the budget, up from a much smaller amount previously. Health & Life Insurance rose by $14,520 or 25.25% to $72,033, while FICA/Medicare increased by $18,730 or 70.21% to $45,409. Retirement expenses also grew notably by $11,713 or 84.37% to $25,596.

System repair & maintenance experienced a 200% increase, rising by $16,000 to $24,000. Engineering costs increased by $15,000 or 150% to $25,000. System Supplies grew by $10,000 or 50% to $30,000. Vehicle & Equipment Amortization increased by $7,031 or 397.46% to $8,800. Credit Card Fees rose by $6,000 or 28.57% to $27,000.

Conversely, several categories saw decreases or were eliminated. Computer Support & Maintenance dropped completely by $31,621 or 100% to $0. Insurance and Bonds also decreased by $17,584 or 100% to $0. Unanticipated Expenses/Contingency were halved, decreasing by $10,000 or 50% to $10,000. Utilities declined by $6,065 or 14.66% to $35,300. Other Services, Workers Compensation, Repairs & Maintenance for Equipment, Vehicle Repairs & Maintenance, and Computer Replacement/Audio Visual all decreased to zero, reflecting full reductions from prior amounts. Sampling/Testing fell sharply by $4,300 or 89.58% to $500.

FY26 Expenditures by Expense Object

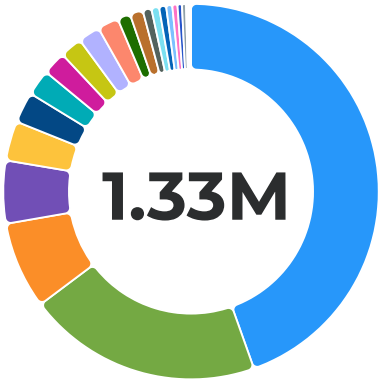

Regular Staff Wages	$593,599	44.56%
Other Treatment Costs	$269,000	20.19%
Other Professional Fees	$100,000	7.51%
Health & Life Insurance	$72,033	5.41%
FICA/Medicare	$45,409	3.41%
Utilities	$35,300	2.65%
System Supplies	$30,000	2.25%
CC Fees	$27,000	2.03%
Retirement	$25,596	1.92%
Engineering	$25,000	1.88%
System repair & maintenance	$24,000	1.80%
Mailing Service	$15,000	1.13%
Legal Fees	$15,000	1.13%
Unanticipated Exp/Contingency	$10,000	0.75%
Vehicle & Equip Amortization	$8,800	0.66%
Disability Insurance	$8,065	0.61%
Vehicle Fuel	$7,000	0.53%
Miscellaneous Services	$6,000	0.45%
Continuing Education	$5,000	0.38%
Overtime	$4,800	0.36%
Unemployment	$2,026	0.15%
Miscellaneous Supplies	$2,000	0.15%
Discharge Permit Fees	$1,000	0.08%
Sampling/Testing	$500	0.04%

For the fiscal year expenditures by expense object in Wastewater, Regular Staff Wages account for $593,599, representing 44.56% of the total. Other Treatment Costs follow with $269,000, or 20.19%. Other Professional Fees make up $100,000, which is 7.51% of the expenditures. Health & Life Insurance expenses total $72,033, comprising 5.41%. FICA/Medicare costs are $45,409, or 3.41%, while Utilities amount to $35,300, representing 2.65%. System Supplies account for $30,000, or 2.25%, and CC Fees are $27,000, making up 2.03%. Retirement expenses total $25,596, which is 1.92%, and Engineering costs are $25,000, or 1.88%. Fourteen smaller categories are not included in this summary.

Expenditures by Expense Object

Category	FY 2025 Adopted	FY 2026 Budgeted	FY 2025 Adopted vs. FY 2026 Budgeted (% Change)
Regular Staff Wages	$343,126.00	$593,599.00	73.00%
FICA/Medicare	$26,679.00	$45,409.00	70.21%
Workers Compensation	$7,142.00	-	-100.00%

Category	FY 2025 Adopted	FY 2026 Budgeted	FY 2025 Adopted vs. FY 2026 Budgeted (% Change)
Unemployment	$624.00	$2,026.00	224.68%
Disability Insurance	$4,799.00	$8,065.00	68.06%
Legal Fees	$10,000.00	$15,000.00	50.00%
Telephone	$2,455.00	-	-100.00%
Insurance and Bonds	$17,584.00	-	-100.00%
Printing	$1,500.00	-	-100.00%
Dues/Memberships/Subscriptions	$1,600.00	-	-100.00%
Continuing Education	$3,100.00	$5,000.00	61.29%
Computer Replace./Audio Visual	$4,300.00	-	-100.00%
Uniforms	$1,700.00	-	-100.00%
Retirement	$13,883.00	$25,596.00	84.37%
Health & Life Insurance	$57,513.00	$72,033.00	25.25%
Utilities	$41,365.00	$35,300.00	-14.66%
Vehicle Repairs & Maintenance	$4,612.00	-	-100.00%
Vehicle Fuel	$10,770.00	$7,000.00	-35.00%
Unanticipated Exp/Contingency	$20,000.00	$10,000.00	-50.00%
Miscellaneous Supplies	$3,000.00	$2,000.00	-33.33%
Overtime	$4,800.00	$4,800.00	0.00%
Other Professional Fees	$12,000.00	$100,000.00	733.33%
Miscellaneous Services	-	$6,000.00	-
Vehicle & Equip Amortization	$1,769.00	$8,800.00	397.46%
Repairs & Maintenance - Equipm	$5,800.00	-	-100.00%
Computer Support & Maintenance	$31,621.00	-	-100.00%
Engineering	$10,000.00	$25,000.00	150.00%
Meals/Miscellaneous/Travel	$250.00	-	-100.00%
Utility Bill Adjustments	$10.00	-	-100.00%
CC Fees	$21,000.00	$27,000.00	28.57%
Mailing Service	$8,400.00	$15,000.00	78.57%
System repair & maintenance	$8,000.00	$24,000.00	200.00%
Sampling/Testing	$4,800.00	$500.00	-89.58%
Other Services	$8,000.00	-	-100.00%
Discharge Permit Fees	$500.00	$1,000.00	100.00%
Other Treatment Costs	$225,400.00	$269,000.00	19.34%
System Supplies	$20,000.00	$30,000.00	50.00%
Total Expenditures	**$938,102.00**	**$1,332,128.00**	**42.00%**

Stormwater

The stormwater conveyance system collects and transports urban runoff that may contain certain pollutants. Regularly maintaining catch basins, stormwater inlets, and other stormwater conveyance structures will remove pollutants, prevent clogging of the downstream drainage system, restore catch basins' sediment trapping capacity, and ensure the system functions properly to avoid flooding.

Responsibilities include:

- Inspect and clean the catch basins, culverts, inlets structures, drainage channels, and detention ponds throughout the Town on a regular basis
- Conduct quarterly routine maintenance and look for evidence of illegal discharges or illicit connections
- Conduct inspections more frequently during the wet season for recognized problem areas where sediment or trash accumulates more often
- Keep accurate records of the catch basins cleaned
- Develop a flushing schedule that keeps the storm drainpipes clear of excessive build up
- Perform immediate repair of any deterioration threatening structural integrity

Expenditure Summary

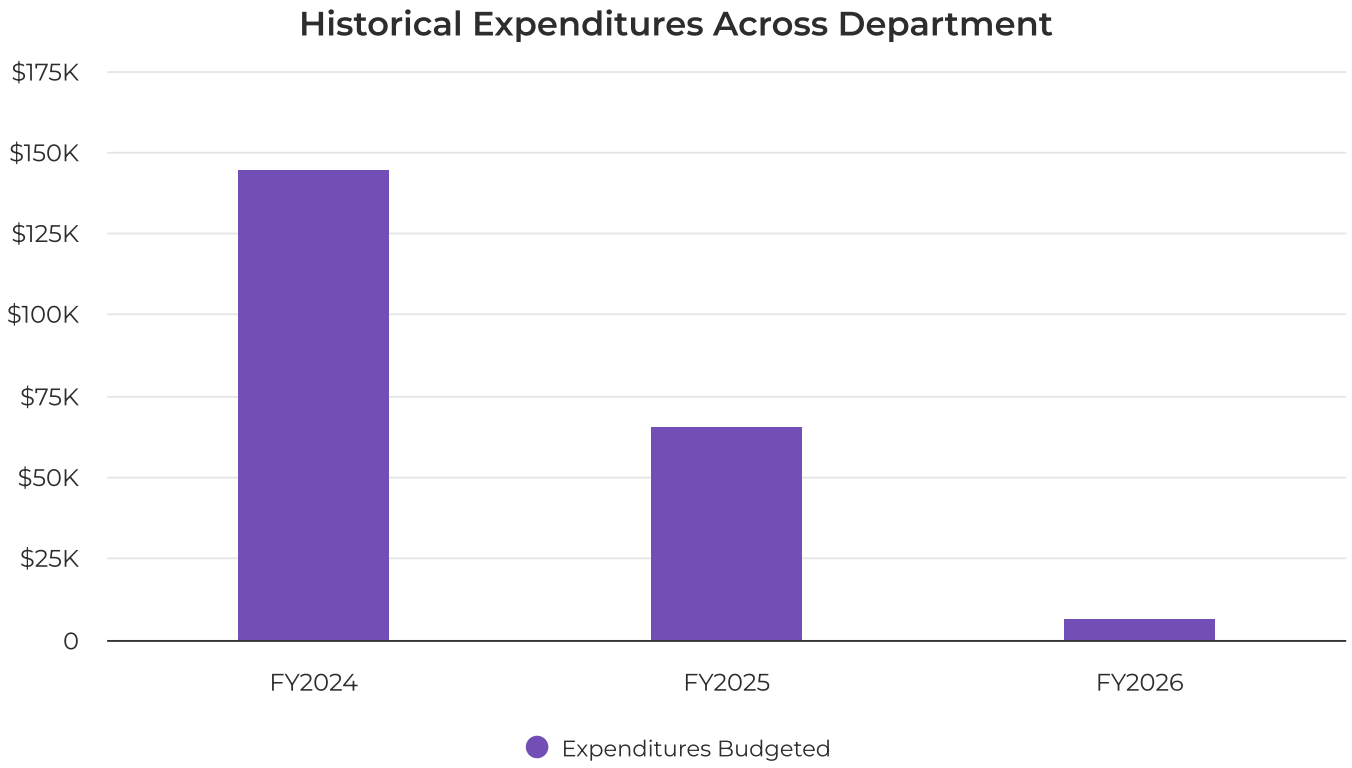

In the FY2026 budget for Stormwater, the total expenditures budgeted are $6,600, representing a significant decrease of 89.85% from the previous year's budgeted amount of $65,017. This marks a substantial reduction in planned spending compared to FY2025.

Notably, the FY2025 actual expenditures were $0, indicating no spending occurred despite the higher budgeted amount that year. The sharp decline in the FY2026 budgeted expenditures highlights a continued trend of reduced financial allocation for Stormwater expenditures.

Expenditures by Expense Object

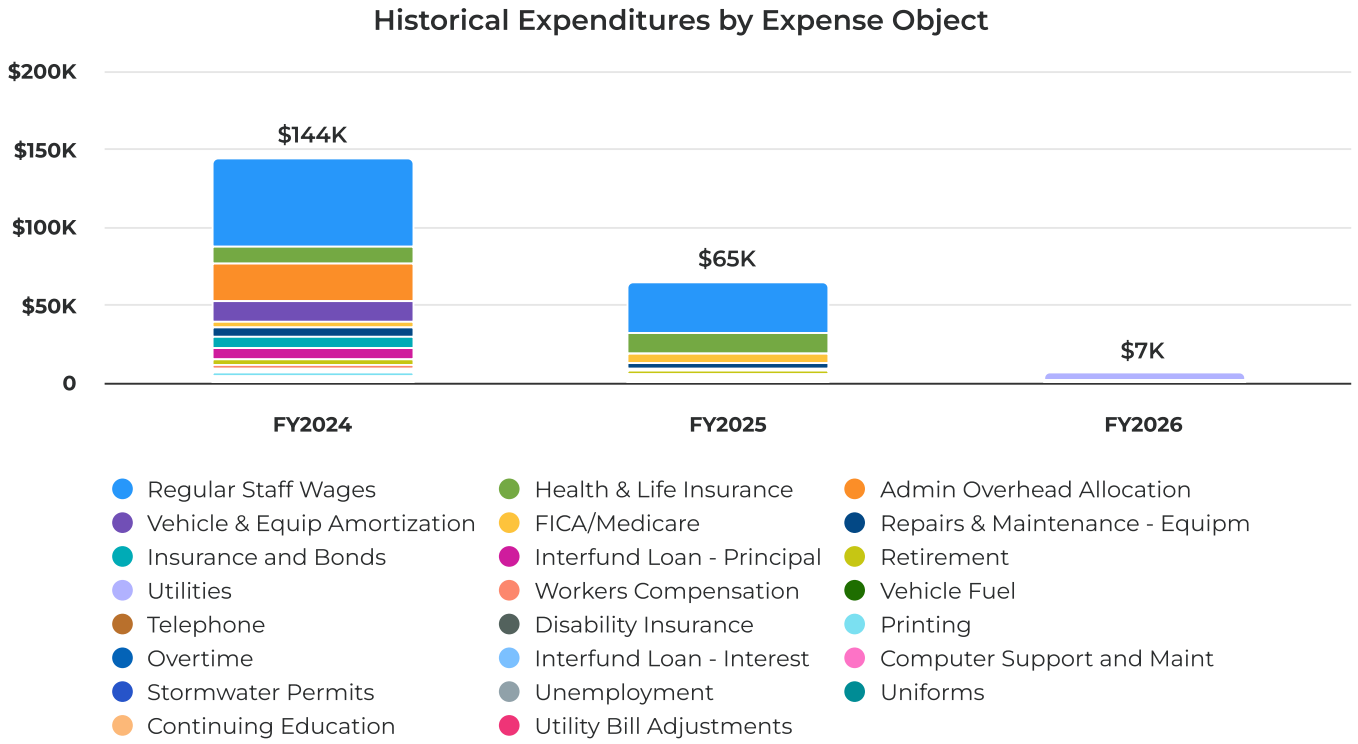

In FY2026, the total Stormwater budget decreased significantly by 89.85% to $6,600 compared to the previous year's $65,017. The largest expense category shifted to Utilities, which accounted for 69.7% of the total at $4,600, a new addition not present in the prior year.

Telephone expenses decreased by 9.17% to $1,000, representing 15.15% of the total budget. Vehicle Fuel increased by 14.94% to $1,000, also making up 15.15% of the budget. Notably, Regular Staff Wages, which previously comprised 50.34% of the budget at $32,730, were eliminated entirely, reflecting a 100% decrease. Similarly, FICA/Medicare and Health & Life Insurance expenses were reduced to zero, with decreases of 100% from $5,253 and $13,835 respectively.

Other significant reductions to zero included Repairs & Maintenance - Equipment, Retirement, Insurance and Bonds, Overtime, Disability Insurance, Workers Compensation, and Stormwater Permits, all of which had notable values in the prior year. This resulted in a substantial reallocation and reduction of expenditures within the Stormwater budget for FY2026.

FY26 Expenditures by Expense Object

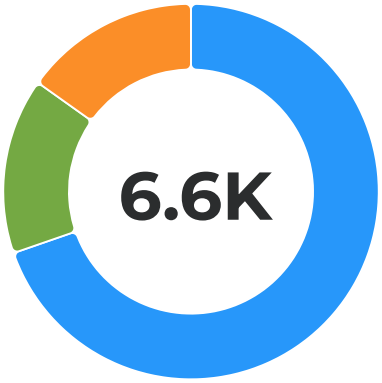

Utilities	**$4,600**	69.70%
Vehicle Fuel	**$1,000**	15.15%
Telephone	**$1,000**	15.15%

For the fiscal year, the Stormwater expenditures by expense object include Utilities at $4,600, which accounts for 69.7% of the total. Telephone expenses are $1,000, representing 15.15%, and Vehicle Fuel also amounts to $1,000, making up 15.15% of the expenditures.

Expenditures by Expense Object

Category	FY 2025 Adopted	FY 2026 Budgeted	FY 2025 Adopted vs. FY 2026 Budgeted (% Change)
Regular Staff Wages	$32,730.00	-	-100.00%
FICA/Medicare	$5,253.00	-	-100.00%
Workers Compensation	$676.00	-	-100.00%
Unemployment	$66.00	-	-100.00%
Disability Insurance	$1,029.00	-	-100.00%
Telephone	$1,101.00	$1,000.00	-9.17%
Insurance and Bonds	$1,664.00	-	-100.00%
Continuing Education	$100.00	-	-100.00%
Uniforms	$100.00	-	-100.00%
Retirement	$2,383.00	-	-100.00%
Health & Life Insurance	$13,835.00	-	-100.00%
Utilities	-	$4,600.00	-
Vehicle Fuel	$870.00	$1,000.00	14.94%
Overtime	$1,100.00	-	-100.00%
Repairs & Maintenance - Equipm	$3,600.00	-	-100.00%
Utility Bill Adjustments	$10.00	-	-100.00%
Stormwater Permits	$500.00	-	-100.00%
Total Expenditures	**$65,017.00**	**$6,600.00**	**-89.85%**

Capital Improvement Plan

Capital Budgeting Process

Basis for Capital Revenue and Expenditures Estimates

Capital Improvement Project Ranking and Prioritization Process

Definitions and Criteria for Capital Projects

One Year Plan

FY26 Total Capital Requested

$20,064,374

FY26 Total Funding Requested

$20,064,374

FY26 Total Funding Requested by Source

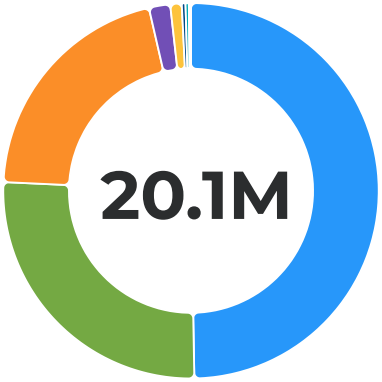

Water Fund - Impact Fees	$9,976,124	49.72%
General Fund	$5,219,000	26.01%
Transportation Fund	$4,145,000	20.66%
Fleet Fund	$368,000	1.83%
Public Facilities Fund	$200,000	1.00%
Wastewater Fund - Unrestricted	$63,000	0.31%
Water Fund	$57,000	0.28%
Wastewater Fund	$17,000	0.08%
Public Safety Fund	$15,750	0.08%
Stormwater Fund	$3,500	0.02%

FY26 Total Funding Requested by Department

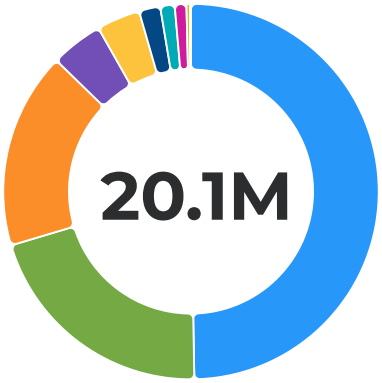

WATER CAPITAL	**$9,976,124**	49.72%
PARKS/GREEN SPACE - CIP	**$4,145,000**	20.66%
STREETS/MAINTENANCE - CIP	**$3,395,000**	16.92%
GENERAL FUND - NON-OPERATING	**$901,500**	4.49%
STREETS CAPITAL OUTLAY	**$750,000**	3.74%
FLEET FUND	**$368,000**	1.83%
ADMINISTRATION - CIP	**$250,000**	1.25%
PUBLIC WORKS OVERHEAD - CIP	**$200,000**	1.00%
WASTEWATER CAPITAL	**$63,000**	0.31%
PUBLIC SAFETY - CIP	**$15,750**	0.08%

FY26 Capital Cost Breakdown

Capital Costs	**$20,064,374**	100.00%
Operational Costs	**$0**	0.00%

FY26 Cost Savings & Revenue Breakdown

Revenue	**$0**	N/A
Cost Savings	**$0**	N/A

Capital Improvement Multi-Year Plan

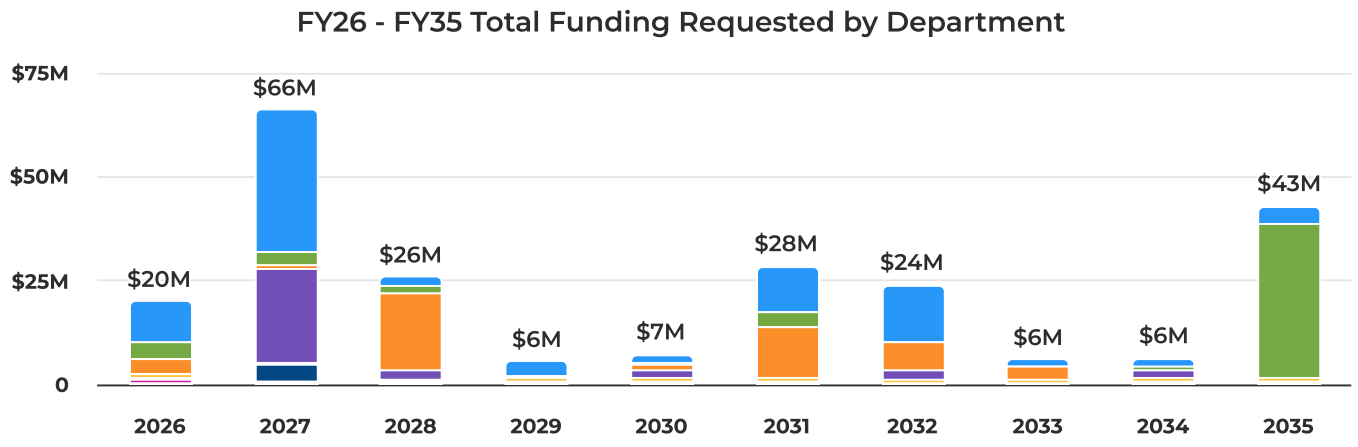

Funding by Department Totals (all years)

WATER CAPITAL	**$84,421,303**	36.37%
PARKS/GREEN SPACE - CIP	**$51,524,614**	22.20%
STREETS/MAINTENANCE - CIP	**$45,830,000**	19.75%
WASTEWATER CAPITAL	**$30,928,521**	13.33%
STREETS CAPITAL OUTLAY	**$9,019,930**	3.89%
PUBLIC WORKS OVERHEAD - CIP	**$4,050,000**	1.74%
ADMINISTRATION - CIP	**$3,520,000**	1.52%
GENERAL FUND - NON-OPERATING	**$2,401,500**	1.03%
FLEET FUND	**$368,000**	0.16%
PUBLIC SAFETY - CIP	**$30,750**	0.01%

FY26 - FY35 Total Funding Requested by Source

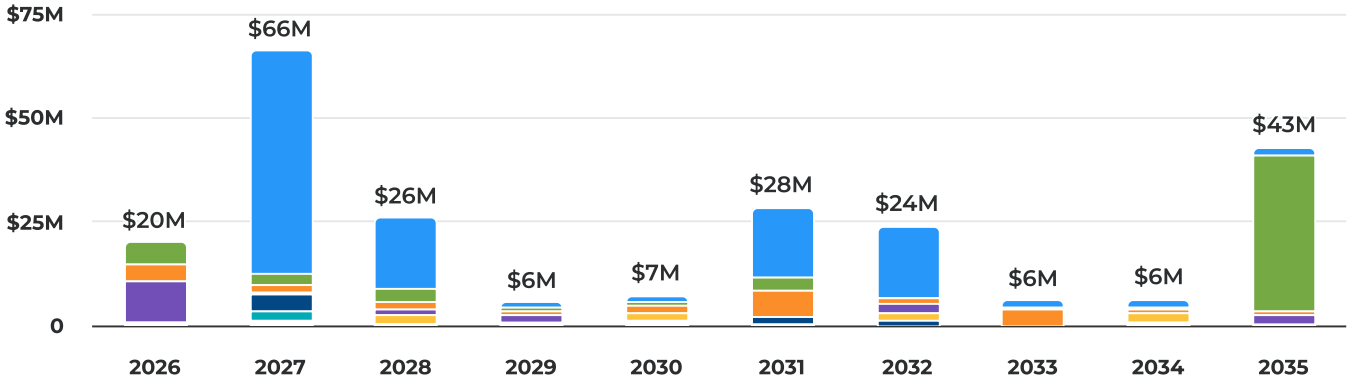

Funding by Source Totals (all years)

Bonding	**$112,947,417**	48.66%
General Fund	**$54,926,114**	23.67%
Transportation Fund	**$23,509,930**	10.13%
Water Fund - Impact Fees	**$18,613,886**	8.02%
Wastewater Fund - Impact Fees	**$8,000,000**	3.45%
Grant Funding	**$6,750,000**	2.91%
Wastewater Fund - Unrestricted	**$2,928,521**	1.26%
Water Fund	**$1,217,000**	0.52%
Park Impact Fees	**$1,120,000**	0.48%
Water Fund - Unrestricted	**$700,000**	0.30%
Public Facilities Fund	**$550,000**	0.24%
Wastewater Fund	**$402,000**	0.17%
Fleet Fund	**$368,000**	0.16%
Stormwater Fund	**$31,000**	0.01%
Public Safety Fund	**$30,750**	0.01%

FY26 - FY35 Capital Cost Breakdown (including Historical Actuals, Current Year Estimates, Historical Budgeted, Future Budgeted)

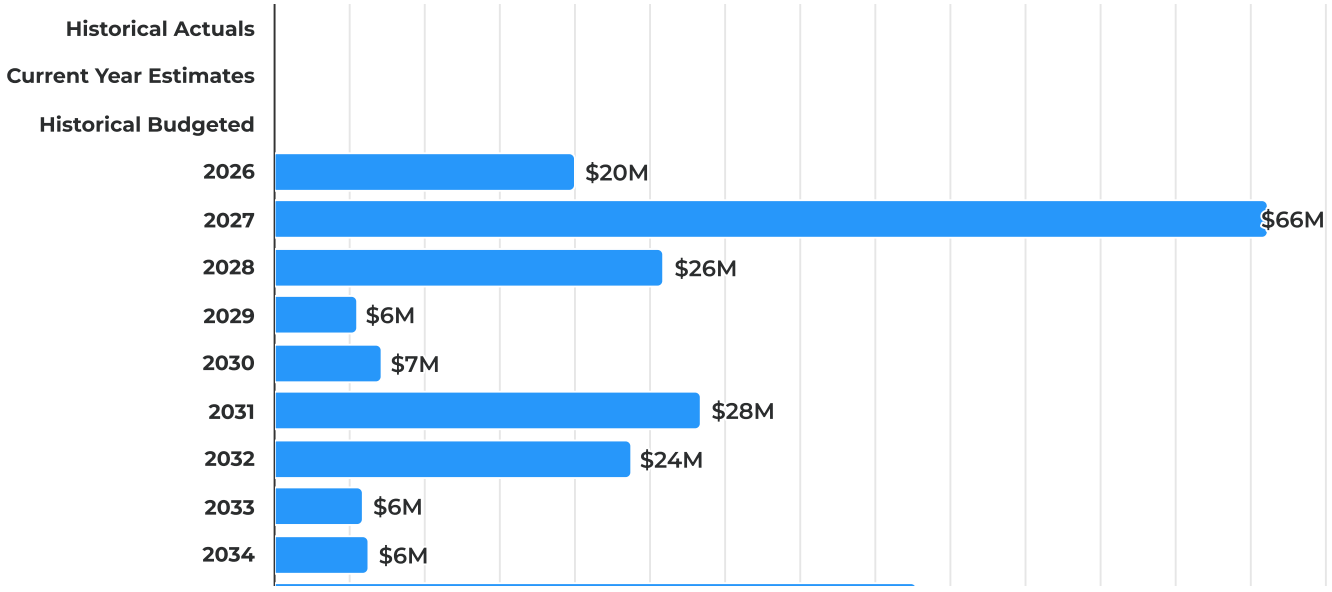

Capital Cost Totals (all years)

Capital Costs	**$232,094,618**	99.94%
Operational Costs	**$145,500**	0.06%

FY26 - FY35 Cost Savings & Revenue Breakdown (including Historical Actuals, Current Year Estimates)



Cost Savings & Revenue Totals (all years)

Revenue	**$0**	N/A
Cost Savings	**$0**	N/A

Capital Improvement Plan - Project Types

FY26 - FY35 Capital Costs By Project Type

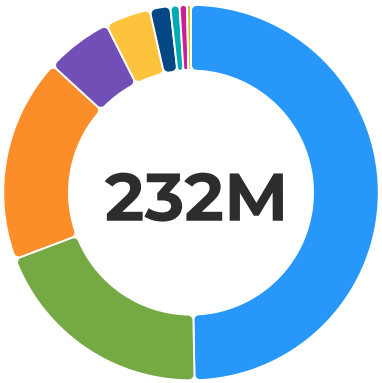

Water and Sewer	$115,349,824	49.70%
Transportation	$45,380,000	19.55%
Building and Facilities	$40,800,000	17.58%
Parks and Recreation	$13,315,000	5.74%
Transportation Rehab Program	$9,019,930	3.89%
Facilities Maintenance	$4,120,000	1.78%
Non-Operating	$1,850,000	0.80%
Parks Improvement Program	$1,459,614	0.63%
Vehicles and Equipment	$769,500	0.33%
Technology	$30,750	0.01%

Water and Sewer

	FY2026	FY2027	FY2028	FY2029	FY2030	FY2031	FY2032
Total Water and Sewer	$10,039,124	$56,818,912	$4,224,229	$3,339,192	$4,177,162	$11,264,309	$15,537,391

(continued from above)	FY2033	FY2034	FY2035	Total
Total Water and Sewer	$1,783,641	$3,970,361	$4,195,503	$115,349,824

Transportation

	FY2026	FY2027	FY2028	FY2029	FY2030	FY2031	FY2032	FY2033
Total Transportation	$3,395,000	$800,000	$18,475,000	$150,000	$720,000	$12,170,000	$6,870,000	$2,800,000

(continued from above)	FY2034	FY2035	Total
Total Transportation	$0	$0	$45,380,000

Building and Facilities

	FY2026	FY2027	FY2028	FY2029	FY2030	FY2031	FY2032	FY2033	FY2034	FY2035	Total
Total Building and Facilities	$200,000	$3,850,000	$0	$0	$0	$0	$0	$0	$0	$36,750,000	$40,800,000

Parks and Recreation

	FY2026	FY2027	FY2028	FY2029	FY2030	FY2031	FY2032	FY2033	FY2034
Total Parks and Recreation	$3,720,000	$3,200,000	$1,225,000	$700,000	$200,000	$3,550,000	$0	$0	$720,000

(continued from above)	FY2035	Total
Total Parks and Recreation	$0	$13,315,000

Transportation Rehab Program

	FY2026	FY2027	FY2028	FY2029	FY2030	FY2031	FY2032	FY2033	FY2034
Total Transportation Rehab Program	$750,000	$750,000	$787,500	$826,875	$868,219	$911,630	$957,212	$1,005,073	$1,055,327

(continued from above)	FY2035	Total
Total Transportation Rehab Program	$1,108,094	$9,019,930

Facilities Maintenance

	FY2026	FY2027	FY2028	FY2029	FY2030	FY2031	FY2032	FY2033	FY2034	FY2035
Total Facilities Maintenance	$250,000	$595,000	$385,000	$305,000	$995,000	$360,000	$175,000	$190,000	$375,000	$490,000

(continued from above)	Total
Total Facilities Maintenance	$4,120,000

Non-Operating

	FY2026	FY2027	FY2028	FY2029	FY2030	FY2031	FY2032	FY2033	FY2034	FY2035
Total Non-Operating	$500,000	$150,000	$150,000	$150,000	$150,000	$150,000	$150,000	$150,000	$150,000	$150,000

(continued from above)	Total
Total Non-Operating	$1,850,000

Parks Improvement Program

	FY2026	FY2027	FY2028	FY2029	FY2030	FY2031	FY2032	FY2033	FY2034	FY2035
Total Parks Improvement Program	$425,000	$25,000	$725,000	$30,000	$33,000	$36,300	$39,930	$43,923	$48,315	$53,146

(continued from above)	Total
Total Parks Improvement Program	$1,459,614

Vehicles and Equipment

	FY2026	FY2027	FY2028	FY2029	FY2030	FY2031	FY2032	FY2033	FY2034	FY2035	Total
Total Vehicles and Equipment	$769,500	$0	$0	$0	$0	$0	$0	$0	$0	$0	$769,500

Technology

	FY2026	FY2027	FY2028	FY2029	FY2030	FY2031	FY2032	FY2033	FY2034	FY2035	Total
Total Technology	$15,750	$15,000	$0	$0	$0	$0	$0	$0	$0	$0	$30,750

Grand Total

	FY2026	FY2027	FY2028	FY2029	FY2030	FY2031	FY2032
Grand Total	$20,064,374	$66,203,912	$25,971,729	$5,501,067	$7,143,381	$28,442,239	$23,729,533

(continued from above)	FY2033	FY2034	FY2035	Total
Grand Total	$5,972,637	$6,319,003	$42,746,743	$232,094,618

Capital Improvement Plan - Departments

FY26 - FY35 Capital Costs by Department

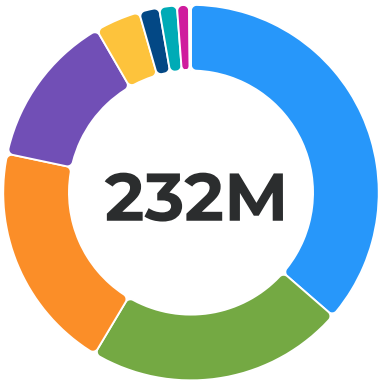

WATER CAPITAL	$84,421,303	36.37%
PARKS/GREEN SPACE - CIP	$51,524,614	22.20%
STREETS/MAINTENANCE - CIP	$45,830,000	19.75%
WASTEWATER CAPITAL	$30,928,521	13.33%
STREETS CAPITAL OUTLAY	$9,019,930	3.89%
PUBLIC WORKS OVERHEAD - CIP	$4,050,000	1.74%
ADMINISTRATION - CIP	$3,520,000	1.52%
GENERAL FUND - NON-OPERATING	$2,401,500	1.03%
FLEET FUND	$368,000	0.16%
PUBLIC SAFETY - CIP	$30,750	0.01%

WATER CAPITAL

	FY2026	FY2027	FY2028	FY2029	FY2030	FY2031	FY2032	FY2033
Total WATER CAPITAL	$9,976,124	$34,252,762	$2,154,771	$3,266,262	$2,100,585	$11,183,903	$13,537,391	$1,783,641

(continued from above) ↑	FY2034	FY2035	Total
Total WATER CAPITAL	$1,970,361	$4,195,503	$84,421,303

PARKS/GREEN SPACE - CIP

	FY2026	FY2027	FY2028	FY2029	FY2030	FY2031	FY2032	FY2033	FY2034
Total PARKS/GREEN SPACE - CIP	$4,145,000	$3,225,000	$1,950,000	$730,000	$233,000	$3,586,300	$39,930	$43,923	$768,315

(continued from above) ↑	FY2035	Total
Total PARKS/GREEN SPACE - CIP	$36,803,146	$51,524,614

STREETS/MAINTENANCE - CIP

	FY2026	FY2027	FY2028	FY2029	FY2030	FY2031	FY2032	FY2033	FY2034
Total STREETS/MAINTENANCE - CIP	$3,395,000	$800,000	$18,475,000	$0	$1,320,000	$12,170,000	$6,870,000	$2,800,000	$0

(continued from above) ↑	FY2035	Total
Total STREETS/MAINTENANCE - CIP	$0	$45,830,000

WASTEWATER CAPITAL

	FY2026	FY2027	FY2028	FY2029	FY2030	FY2031	FY2032	FY2033	FY2034
Total WASTEWATER CAPITAL	$63,000	$22,566,150	$2,069,458	$72,930	$2,076,577	$80,406	$2,000,000	$0	$2,000,000

(continued from above) ↑	FY2035	Total
Total WASTEWATER CAPITAL	$0	$30,928,521

STREETS CAPITAL OUTLAY

	FY2026	FY2027	FY2028	FY2029	FY2030	FY2031	FY2032	FY2033	FY2034
Total STREETS CAPITAL OUTLAY	$750,000	$750,000	$787,500	$826,875	$868,219	$911,630	$957,212	$1,005,073	$1,055,327

(continued from above) ↑	FY2035	Total
Total STREETS CAPITAL OUTLAY	$1,108,094	$9,019,930

PUBLIC WORKS OVERHEAD - CIP

	FY2026	FY2027	FY2028	FY2029	FY2030	FY2031	FY2032	FY2033	FY2034	FY2035	Total
Total PUBLIC WORKS OVERHEAD - CIP	$200,000	$3,850,000	$0	$0	$0	$0	$0	$0	$0	$0	$4,050,000

ADMINISTRATION - CIP

	FY2026	FY2027	FY2028	FY2029	FY2030	FY2031	FY2032	FY2033	FY2034	FY2035
Total ADMINISTRATION - CIP	$250,000	$595,000	$385,000	$305,000	$395,000	$360,000	$175,000	$190,000	$375,000	$490,000

(continued from above) ↑	Total
Total ADMINISTRATION - CIP	$3,520,000

GENERAL FUND - NON-OPERATING

	FY2026	FY2027	FY2028	FY2029	FY2030	FY2031	FY2032	FY2033	FY2034	FY2035
Total GENERAL FUND - NON-OPERATING	$901,500	$150,000	$150,000	$300,000	$150,000	$150,000	$150,000	$150,000	$150,000	$150,000

(continued from above) ↑	Total
Total GENERAL FUND - NON-OPERATING	$2,401,500

FLEET FUND

	FY2026	FY2027	FY2028	FY2029	FY2030	FY2031	FY2032	FY2033	FY2034	FY2035	Total
Total FLEET FUND	$368,000	$0	$0	$0	$0	$0	$0	$0	$0	$0	$368,000

PUBLIC SAFETY - CIP

	FY2026	FY2027	FY2028	FY2029	FY2030	FY2031	FY2032	FY2033	FY2034	FY2035	Total
Total PUBLIC SAFETY - CIP	$15,750	$15,000	$0	$0	$0	$0	$0	$0	$0	$0	$30,750

Grand Total

	FY2026	FY2027	FY2028	FY2029	FY2030	FY2031	FY2032
Grand Total	$20,064,374	$66,203,912	$25,971,729	$5,501,067	$7,143,381	$28,442,239	$23,729,533

(continued from above) ↑	FY2033	FY2034	FY2035	Total
Grand Total	$5,972,637	$6,319,003	$42,746,743	$232,094,618

Capital Improvement Plan - Expenditures

FY26 - FY35 Expenditures by Fund

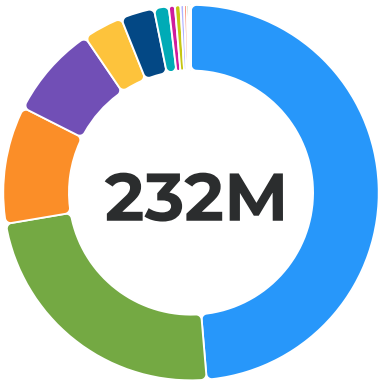

Bonding	$112,947,417	48.66%
General Fund	$54,926,114	23.67%
Transportation Fund	$23,509,930	10.13%
Water Fund - Impact Fees	$18,613,886	8.02%
Wastewater Fund - Impact Fees	$8,000,000	3.45%
Grant Funding	$6,750,000	2.91%
Wastewater Fund - Unrestricted	$2,928,521	1.26%
Water Fund	$1,217,000	0.52%
Park Impact Fees	$1,120,000	0.48%
Water Fund - Unrestricted	$700,000	0.30%
Public Facilities Fund	$550,000	0.24%
Wastewater Fund	$402,000	0.17%
Fleet Fund	$368,000	0.16%
Stormwater Fund	$31,000	0.01%
Public Safety Fund	$30,750	0.01%

Bonding

	FY2026	FY2027	FY2028	FY2029	FY2030	FY2031	FY2032	FY2033
Total Bonding	$0	$53,700,000	$17,244,771	$1,041,262	$1,400,585	$16,853,903	$16,982,391	$1,783,641

(continued from above) ↑	FY2034	FY2035	Total
Total Bonding	$1,970,361	$1,970,503	$112,947,417

General Fund

	FY2026	FY2027	FY2028	FY2029	FY2030	FY2031	FY2032	FY2033
Total General Fund	$5,219,000	$2,885,000	$3,187,500	$950,000	$1,215,500	$3,146,300	$364,930	$383,923

(continued from above) ↑	FY2034	FY2035	Total
Total General Fund	$410,815	$37,163,146	$54,926,114

Transportation Fund

	FY2026	FY2027	FY2028	FY2029	FY2030	FY2031	FY2032	FY2033
Total Transportation	$4,145,000	$1,550,000	$1,862,500	$826,875	$1,588,219	$6,411,630	$1,157,212	$3,805,073

	FY2026	FY2027	FY2028	FY2029	FY2030	FY2031	FY2032	FY2033
Fund								

(continued from above) ↑	FY2034	FY2035	Total
Total Transportation Fund	$1,055,327	$1,108,094	$23,509,930

Water Fund - Impact Fees

	FY2026	FY2027	FY2028	FY2029	FY2030	FY2031	FY2032	FY2033	FY2034	FY2035
Total Water Fund - Impact Fees	$9,976,124	$552,762	$1,410,000	$2,225,000	$0	$0	$2,225,000	$0	$0	$2,225,000

(continued from above) ↑	Total
Total Water Fund - Impact Fees	$18,613,886

Wastewater Fund - Impact Fees

	FY2026	FY2027	FY2028	FY2029	FY2030	FY2031	FY2032	FY2033	FY2034	FY2035
Total Wastewater Fund - Impact Fees	$0	$0	$2,000,000	$0	$2,000,000	$0	$2,000,000	$0	$2,000,000	$0

(continued from above) ↑	Total
Total Wastewater Fund - Impact Fees	$8,000,000

Grant Funding

	FY2026	FY2027	FY2028	FY2029	FY2030	FY2031	FY2032	FY2033	FY2034	FY2035	Total
Total Grant Funding	$0	$4,000,000	$0	$0	$0	$1,750,000	$1,000,000	$0	$0	$0	$6,750,000

Wastewater Fund - Unrestricted

	FY2026	FY2027	FY2028	FY2029	FY2030	FY2031	FY2032	FY2033	FY2034	FY2035	Total
Total Wastewater Fund - Unrestricted	$63,000	$2,566,150	$69,458	$72,930	$76,577	$80,406	$0	$0	$0	$0	$2,928,521

Water Fund

	FY2026	FY2027	FY2028	FY2029	FY2030	FY2031	FY2032	FY2033	FY2034	FY2035
Total Water Fund	$57,000	$180,000	$165,000	$175,000	$5,000	$200,000	$0	$0	$155,000	$280,000

(continued from above) ↑	Total
Total Water Fund	$1,217,000

Park Impact Fees

	FY2026	FY2027	FY2028	FY2029	FY2030	FY2031	FY2032	FY2033	FY2034	FY2035	Total
Total Park Impact Fees	$0	$200,000	$0	$200,000	$0	$0	$0	$0	$720,000	$0	$1,120,000

Water Fund - Unrestricted

	FY2026	FY2027	FY2028	FY2029	FY2030	FY2031	FY2032	FY2033	FY2034	FY2035	Total
Total Water Fund - Unrestricted	$0	$0	$0	$0	$700,000	$0	$0	$0	$0	$0	$700,000

Public Facilities Fund

	FY2026	FY2027	FY2028	FY2029	FY2030	FY2031	FY2032	FY2033	FY2034	FY2035	Total
Total Public Facilities Fund	$200,000	$350,000	$0	$0	$0	$0	$0	$0	$0	$0	$550,000

Wastewater Fund

	FY2026	FY2027	FY2028	FY2029	FY2030	FY2031	FY2032	FY2033	FY2034	FY2035	Total
Total Wastewater Fund	$17,000	$190,000	$25,000	$10,000	$155,000	$0	$0	$0	$5,000	$0	$402,000

Fleet Fund

	FY2026	FY2027	FY2028	FY2029	FY2030	FY2031	FY2032	FY2033	FY2034	FY2035	Total
Total Fleet Fund	$368,000	$0	$0	$0	$0	$0	$0	$0	$0	$0	$368,000

Stormwater Fund

	FY2026	FY2027	FY2028	FY2029	FY2030	FY2031	FY2032	FY2033	FY2034	FY2035	Total
Total Stormwater Fund	$3,500	$15,000	$7,500	$0	$2,500	$0	$0	$0	$2,500	$0	$31,000

Public Safety Fund

	FY2026	FY2027	FY2028	FY2029	FY2030	FY2031	FY2032	FY2033	FY2034	FY2035	Total
Total Public Safety Fund	$15,750	$15,000	$0	$0	$0	$0	$0	$0	$0	$0	$30,750

Grand Total

	FY2026	FY2027	FY2028	FY2029	FY2030	FY2031	FY2032
Grand Total	$20,064,374	$66,203,912	$25,971,729	$5,501,067	$7,143,381	$28,442,239	$23,729,533

(continued from above) ↑	FY2033	FY2034	FY2035	Total
Grand Total	$5,972,637	$6,319,003	$42,746,743	$232,094,618

Capital Projects

Capital Projects

Project No. / Project Name		Years	Departments	Type	Total
--	2025 Ford Explorer & F150 Severance PD Vehicles	2026	FLEET FUND	Vehicles and Equipment	$200,000
--	2025 Ford F350 Crew Truck with Utility Box	2026	FLEET FUND	Vehicles and Equipment	$78,000
--	2025 Ford F350 Crew Truck with Utility Box/Plow Set Up	2026	FLEET FUND	Vehicles and Equipment	$90,000
--	Bike Pump Track	2028	PARKS/GREEN SPACE - CIP	Parks and Recreation	$1,100,000
--	Cobb Lake Regional Water Treatment Plant	2026 - 2028	WATER CAPITAL	Water and Sewer	$15,995,624
--	Colorado Highway 14 and Weld County Road 23 Intersection	2032 - 2033	STREETS/MAINTENANCE - CIP	Transportation	$3,000,000
--	Colorado Highway 14 Corridor Plan	2029	GENERAL FUND - NON-OPERATING	Transportation	$150,000
153	Community Center	2035	PARKS/GREEN SPACE - CIP	Building and Facilities	$36,750,000
--	Community Park	2026 - 2027	PARKS/GREEN SPACE - CIP	Parks and Recreation	$6,700,000
--	Downtown Waterline Replacement	2026	WATER CAPITAL	Water and Sewer	$3,325,000
--	E Harmony and WCR 23 Traffic Signal	2026	STREETS/MAINTENANCE - CIP	Transportation	$3,395,000
--	E. Harmony and Tailholt Ave, Traffic Signal	2028	STREETS/MAINTENANCE - CIP	Transportation	$1,975,000
--	E. Harmony Road Expansion	2027 - 2031	STREETS/MAINTENANCE - CIP	Transportation	$22,800,000
--	Emergency Water System Interconnection	2030 - 2032	WATER CAPITAL	Water and Sewer	$19,900,000
--	Facilities Capital Maintenance	2026 - 2035	ADMINISTRATION - CIP	Facilities Maintenance	$3,520,000
--	Flock Safety System	2026 - 2027	PUBLIC SAFETY - CIP	Technology	$30,750
--	Great Western Trail Paving	2026 - 2031	PARKS/GREEN SPACE - CIP	Parks and Recreation	$3,970,000
--	Great Western Trail Trailhead	2028 - 2029	PARKS/GREEN SPACE - CIP	Parks and Recreation	$825,000
--	Hwy. 257 Wastewater Extension Service Line	2027	WASTEWATER CAPITAL	Water and Sewer	$2,500,000
--	Manhole Rehabilitation Program	2026 - 2031	WASTEWATER CAPITAL	Water and Sewer	$428,521
--	Master Plans and Studies	2026	GENERAL FUND - NON-OPERATING	Non-Operating	$350,000
--	Northern Integrated Supply Project (NISP) Program	2026 - 2035	WATER CAPITAL	Water and Sewer	$13,227,869
--	Plow Swapping	2026	GENERAL FUND - NON-OPERATING	Vehicles and Equipment	$30,000

Project No. / Project Name		Years	Departments	Type	Total
--	Public Works Facilities	2026 - 2027	PUBLIC WORKS OVERHEAD - CIP	Building and Facilities	$4,050,000
--	Regional Wastewater Treatment Plant	2027	WASTEWATER CAPITAL	Water and Sewer	$20,000,000
--	Rotary Mower Attachment	2026	GENERAL FUND - NON-OPERATING	Vehicles and Equipment	$40,000
--	Skate Park Expansion - Phase II	2034	PARKS/GREEN SPACE - CIP	Parks and Recreation	$720,000
--	South Waterline Loop	2026	WATER CAPITAL	Water and Sewer	$1,472,810
--	TORO 3310 Utility Tractor/Mower	2026	GENERAL FUND - NON-OPERATING	Vehicles and Equipment	$70,000
--	TORO Wing Mower	2026	GENERAL FUND - NON-OPERATING	Vehicles and Equipment	$185,000
--	Town Council Discretionary Fund	2026 - 2035	GENERAL FUND - NON-OPERATING	Non-Operating	$1,500,000
--	Town Hall South Parking Lot	2030	STREETS/MAINTENANCE - CIP	Facilities Maintenance	$600,000
--	Town Parks Improvement Program	2026 - 2035	PARKS/GREEN SPACE - CIP	Parks Improvement Program	$1,459,614
--	Transportation Rehab Program	2026 - 2035	STREETS CAPITAL OUTLAY	Transportation Rehab Program	$9,019,930
--	Truck Bed Mounted Weed Sprayer	2026	GENERAL FUND - NON-OPERATING	Vehicles and Equipment	$20,000
--	Ventrac Mower with Rough Cut Deck	2026	GENERAL FUND - NON-OPERATING	Vehicles and Equipment	$56,500
--	VITA H20 Project	2027	WATER CAPITAL	Water and Sewer	$21,600,000
--	Wastewater Plant Investment Program	2028 - 2034	WASTEWATER CAPITAL	Water and Sewer	$8,000,000
--	Water Plant Investment Program	2026 - 2035	WATER CAPITAL	Water and Sewer	$8,900,000
--	Weld County Road 23 Improvements	2030 - 2032	STREETS/MAINTENANCE - CIP	Transportation	$14,060,000

ADMINISTRATION - CIP

FY26 - FY35 ADMINISTRATION - CIP Projects

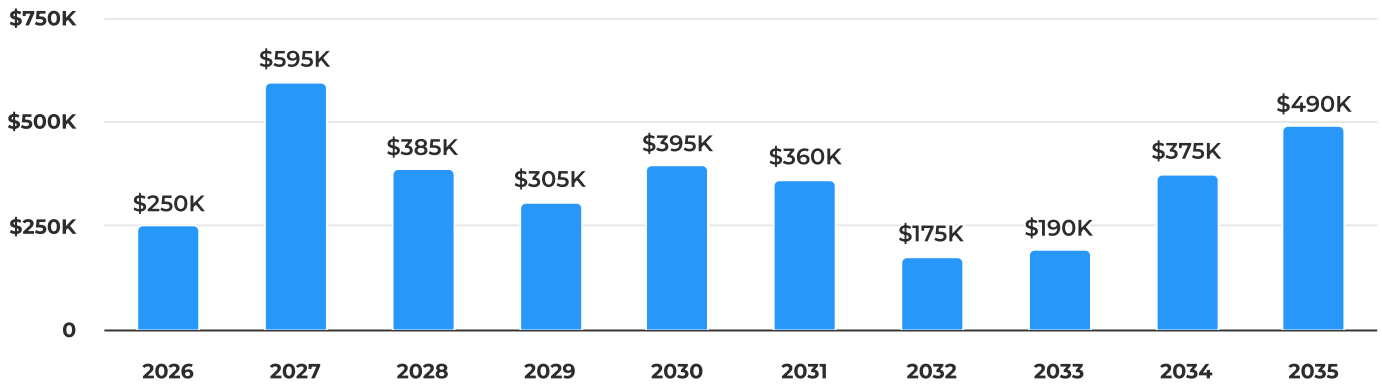

Facilities Capital Maintenance **$3,520,000** 100.00%

Summary of Requests

Category	FY2026	FY2027	FY2028	FY2029	FY2030	FY2031	FY2032	FY2033	FY2034
Facilities Capital Maintenance	$250,000	$595,000	$385,000	$305,000	$395,000	$360,000	$175,000	$190,000	$375,000
Total Summary of Requests	**$250,000**	**$595,000**	**$385,000**	**$305,000**	**$395,000**	**$360,000**	**$175,000**	**$190,000**	**$375,000**

Category *(continued from above)*	**FY2035**
Facilities Capital Maintenance	$490,000
Total Summary of Requests	**$490,000**

Category *(continued from above)*	**Total**
Facilities Capital Maintenance	**$3,520,000**
Total Summary of Requests	**$3,520,000**

Facilities Capital Maintenance

Overview

Request Owner Nicholas Wharton, Town Manager

Department ADMINISTRATION - CIP

Type Capital Improvement

Project Location

Description

The Town of Severance is responsible for several facilities and has a 10-year Facilities Capital Maintenance Plan. This program provides funding for the maintenance and repair of roofs, HVAC systems, water heaters, generators, flooring, restrooms, and security replacement at facilities, parks, and utility structures.

Images

2024 Budget.jpg

Details

Type of Project: Refurbishment

Capital Cost

FY2026 Budget	Total Budget (all years)	Project Total
$250K	**$3.52M**	**$3.52M**

Detailed Breakdown

Category	FY2026 *Proposed*	FY2027 *Proposed*	FY2028 *Proposed*	FY2029 *Proposed*	FY2030 *Proposed*	FY2031 *Proposed*	FY2032 *Proposed*	FY2033 *Proposed*	FY2034 *Proposed*
Capital Maintenance	$250,000	$595,000	$385,000	$305,000	$395,000	$360,000	$175,000	$190,000	$375,000
Total	**$250,000**	**$595,000**	**$385,000**	**$305,000**	**$395,000**	**$360,000**	**$175,000**	**$190,000**	**$375,000**

Category *(continued from above)* ↑	FY2035 *Proposed*
Capital Maintenance	$490,000
Total	**$490,000**

Category *(continued from above)* ↑	Total
Capital Maintenance	**$3,520,000**
Total	**$3,520,000**

Funding Sources

FY2026 Budget	Total Budget (all years)	Project Total
$250K	**$3.52M**	**$3.52M**

Detailed Breakdown

Category	FY2026 *Proposed*	FY2027 *Proposed*	FY2028 *Proposed*	FY2029 *Proposed*	FY2030 *Proposed*	FY2031 *Proposed*	FY2032 *Proposed*	FY2033 *Proposed*	FY2034 *Proposed*
General Fund	$172,500	$210,000	$187,500	$120,000	$232,500	$160,000	$175,000	$190,000	$212,500
Water Fund	$57,000	$180,000	$165,000	$175,000	$5,000	$200,000	$0	$0	$155,000
Wastewater Fund	$17,000	$190,000	$25,000	$10,000	$155,000	$0	$0	$0	$5,000
Stormwater Fund	$3,500	$15,000	$7,500	$0	$2,500	$0	$0	$0	$2,500
Total	**$250,000**	**$595,000**	**$385,000**	**$305,000**	**$395,000**	**$360,000**	**$175,000**	**$190,000**	**$375,000**

Category *(continued from above)* ↑	FY2035 *Proposed*
General Fund	$210,000
Water Fund	$280,000
Wastewater Fund	$0
Stormwater Fund	$0
Total	**$490,000**

Category *(continued from above)* ↑	Total
General Fund	**$1,870,000**
Water Fund	**$1,217,000**
Wastewater Fund	**$402,000**
Stormwater Fund	**$31,000**
Total	**$3,520,000**

FLEET FUND

FY26 - FY35 FLEET FUND Projects

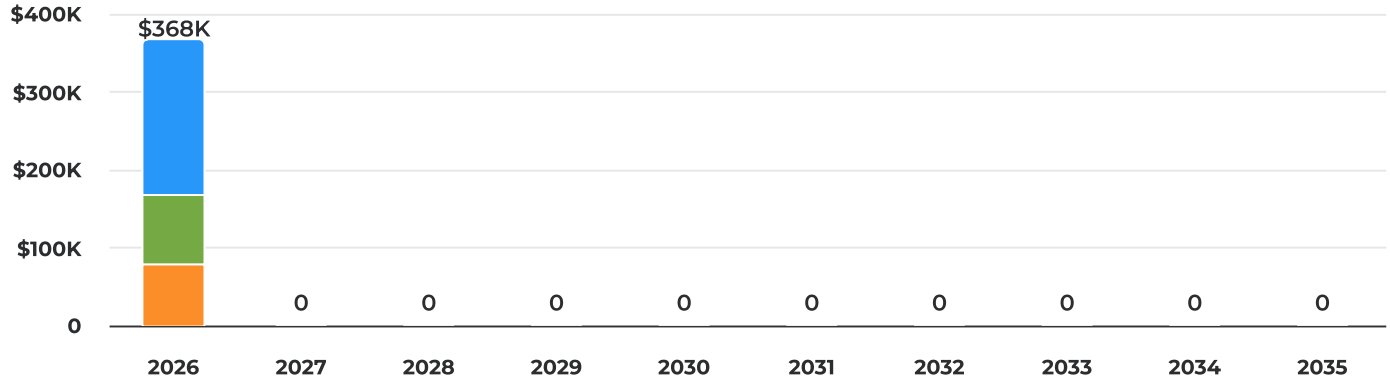

2025 Ford Explorer & F150 Severance PD Vehicles	**$200,000**	54.35%
2025 Ford F350 Crew Truck with Utility Box/Plow Set Up	**$90,000**	24.46%
2025 Ford F350 Crew Truck with Utility Box	**$78,000**	21.20%

Summary of Requests

Category	FY2026	FY2027	FY2028	FY2029	FY2030	FY2031	FY2032	FY2033	FY2034	FY2035	Total
2025 Ford Explorer & F150 Severance PD Vehicles	$200,000	$0	$0	$0	$0	$0	$0	$0	$0	$0	**$200,000**
2025 Ford F350 Crew Truck with Utility Box/Plow Set Up	$90,000	$0	$0	$0	$0	$0	$0	$0	$0	$0	**$90,000**
2025 Ford F350 Crew Truck with Utility Box	$78,000	$0	$0	$0	$0	$0	$0	$0	$0	$0	**$78,000**
Total Summary of Requests	**$368,000**	**$0**	**$0**	**$0**	**$0**	**$0**	**$0**	**$0**	**$0**	**$0**	**$368,000**

2025 Ford Explorer & F150 Severance PD Vehicles

Overview

Request Owner Kenneth Chavez, Police Chief

Department FLEET FUND

Type Capital Equipment

Description

1 x F-150 Ford Responder Truck with full equipment outfit from REC, vehicle radio, and Radar unit.

1 x Ford Police Intercepter Explorer with full equipment outfit by REC, vehicle radio, and Radar unit.

Images

Severance PD PATROL SGT F150.jpg

Details

New Purchase or Replacement: New

Useful Life: 7

New or Used Vehicle: New Vehicle

Capital Cost

FY2026 Budget	Total Budget (all years)	Project Total
$200K	**$200K**	**$200K**

Detailed Breakdown

Category	FY2026 *Proposed*	Total
Vehicle Cost	$200,000	**$200,000**
Total	**$200,000**	**$200,000**

Funding Sources

FY2026 Budget	Total Budget (all years)	Project Total
$200K	**$200K**	**$200K**

Detailed Breakdown

Category	FY2026 *Proposed*	Total
Fleet Fund	$200,000	**$200,000**
Total	**$200,000**	**$200,000**

2025 Ford F350 Crew Truck with Utility Box

Overview

Request Owner John Zacklene, Public Works Director

Department FLEET FUND

Type Capital Equipment

Description

New crew work truck with utility box, added light kit.

Images

2025-ford-f-350-super-scelzi-service-truck-1.jpg

Details

New Purchase or Replacement: Replacement

Useful Life: 8

New or Used Vehicle: New Vehicle

Capital Cost

FY2026 Budget
$78K

Total Budget (all years)
$78K

Project Total
$78K

Detailed Breakdown

Category	FY2026 *Proposed*	Total
Vehicle Cost	$78,000	**$78,000**
Total	**$78,000**	**$78,000**

Funding Sources

FY2026 Budget	Total Budget (all years)	Project Total
$78K	**$78K**	**$78K**

Detailed Breakdown

Category	FY2026 *Proposed*	Total
Fleet Fund	$78,000	**$78,000**
Total	**$78,000**	**$78,000**

2025 Ford F350 Crew Truck with Utility Box/Plow Set Up

Overview

Request Owner	John Zacklene, Public Works Director
Department	FLEET FUND
Type	Capital Equipment

Description

New work truck with utility box and snow plow set up with light kit.

Images

2025-ford-f-350-super-scelzi-service-truck-1.jpg

Vplow.jpg

Details

New Purchase or Replacement: Replacement

Useful Life: 8

New or Used Vehicle: New Vehicle

Capital Cost

FY2026 Budget
$90K

Total Budget (all years)
$90K

Project Total
$90K

Detailed Breakdown

Category	FY2026 *Proposed*	Total
Vehicle Cost	$78,000	**$78,000**
Other	$12,000	**$12,000**
Total	**$90,000**	**$90,000**

Funding Sources

FY2026 Budget
$90K

Total Budget (all years)
$90K

Project Total
$90K

Detailed Breakdown

Category	FY2026 *Proposed*	Total
Fleet Fund	$90,000	**$90,000**
Total	**$90,000**	**$90,000**

GENERAL FUND - NON-OPERATING

FY26 - FY35 GENERAL FUND - NON-OPERATING Projects

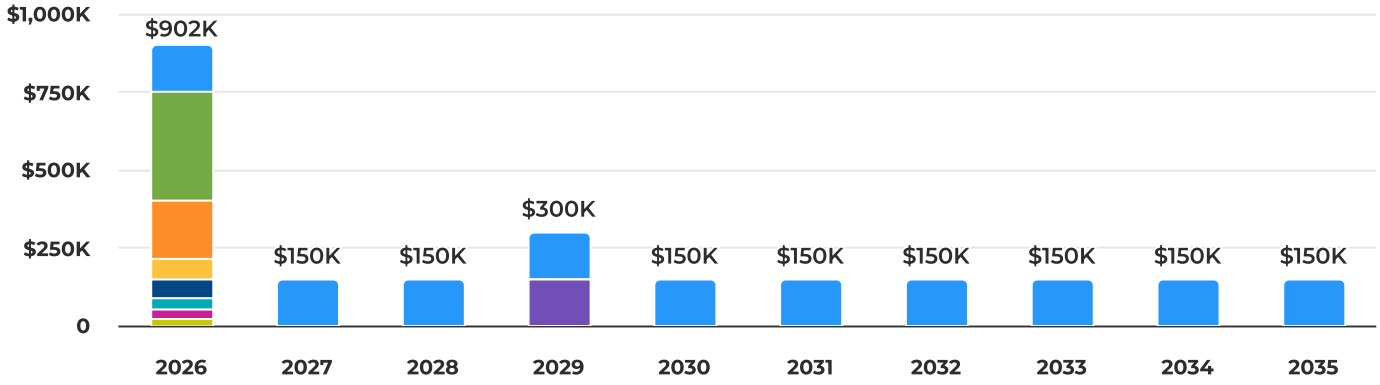

Town Council Discretionary Fund	**$1,500,000**	62.46%
Master Plans and Studies	**$350,000**	14.57%
TORO Wing Mower	**$185,000**	7.70%
Colorado Highway 14 Corridor Plan	**$150,000**	6.25%
TORO 3310 Utility Tractor/Mower	**$70,000**	2.91%
Ventrac Mower with Rough Cut Deck	**$56,500**	2.35%
Rotary Mower Attachment	**$40,000**	1.67%
Plow Swapping	**$30,000**	1.25%
Truck Bed Mounted Weed Sprayer	**$20,000**	0.83%

Summary of Requests

Category	FY2026	FY2027	FY2028	FY2029	FY2030	FY2031	FY2032	FY2033	FY2034
Town Council Discretionary Fund	$150,000	$150,000	$150,000	$150,000	$150,000	$150,000	$150,000	$150,000	$150,000
Master Plans and Studies	$350,000	$0	$0	$0	$0	$0	$0	$0	$0
TORO Wing Mower	$185,000	$0	$0	$0	$0	$0	$0	$0	$0
Colorado Highway 14 Corridor Plan	$0	$0	$0	$150,000	$0	$0	$0	$0	$0
TORO 3310 Utility Tractor/Mower	$70,000	$0	$0	$0	$0	$0	$0	$0	$0
Ventrac Mower with Rough Cut Deck	$56,500	$0	$0	$0	$0	$0	$0	$0	$0
Rotary Mower Attachment	$40,000	$0	$0	$0	$0	$0	$0	$0	$0
Plow Swapping	$30,000	$0	$0	$0	$0	$0	$0	$0	$0
Truck Bed Mounted Weed Sprayer	$20,000	$0	$0	$0	$0	$0	$0	$0	$0
Total Summary of Requests	**$901,500**	**$150,000**	**$150,000**	**$300,000**	**$150,000**	**$150,000**	**$150,000**	**$150,000**	**$150,000**

Category *(continued from above)*	**FY2035**
Town Council Discretionary Fund	$150,000

Category *(continued from above)*	**FY2035**
Master Plans and Studies	$0
TORO Wing Mower	$0
Colorado Highway 14 Corridor Plan	$0
TORO 3310 Utility Tractor/Mower	$0
Ventrac Mower with Rough Cut Deck	$0
Rotary Mower Attachment	$0
Plow Swapping	$0
Truck Bed Mounted Weed Sprayer	$0
Total Summary of Requests	**$150,000**

Category *(continued from above)*	**Total**
Town Council Discretionary Fund	**$1,500,000**
Master Plans and Studies	**$350,000**
TORO Wing Mower	**$185,000**
Colorado Highway 14 Corridor Plan	**$150,000**
TORO 3310 Utility Tractor/Mower	**$70,000**
Ventrac Mower with Rough Cut Deck	**$56,500**
Rotary Mower Attachment	**$40,000**
Plow Swapping	**$30,000**
Truck Bed Mounted Weed Sprayer	**$20,000**
Total Summary of Requests	**$2,401,500**

Colorado Highway 14 Corridor Plan

Overview

Request Owner Nicholas Wharton, Town Manager

Department GENERAL FUND - NON-OPERATING

Type Capital Improvement

Project Location

Description

As proposed by the Council, this CIP Project has been selected to hire professional services to lead and create a corridor plan for CO Highway 14 from CO Highway 257 to Weld County Road 23.

Images

2024 Budget.jpg

Details

Type of Project: Other

Capital Cost

FY2026 Budget
$0

Total Budget (all years)
$150K

Project Total
$150K

Detailed Breakdown

Category	FY2029 *Proposed*	Total
Planning	$150,000	**$150,000**
Total	**$150,000**	**$150,000**

Funding Sources

FY2026 Budget	Total Budget (all years)	Project Total
$0	**$150K**	**$150K**

Detailed Breakdown

Category	FY2029 *Proposed*	Total
General Fund	$150,000	**$150,000**
Total	**$150,000**	**$150,000**

Master Plans and Studies

Overview

Request Owner	Nicholas Wharton, Town Manager
Department	GENERAL FUND - NON-OPERATING
Type	Other

Description

This CIP Project uses one-time Use Taxes to update the Town of Severance's Comprehensive Master Plan, Transportation Master Plan, Harmony Corridor Master Plan, and a new Stormwater Master Plan.

Capital Cost

FY2026 Budget	Total Budget (all years)	Project Total
$350K	**$350K**	**$350K**

Detailed Breakdown

Category	FY2026 *Proposed*	Total
Other	$350,000	**$350,000**
Total	**$350,000**	**$350,000**

Funding Sources

FY2026 Budget	Total Budget (all years)	Project Total
$350K	**$350K**	**$350K**

Detailed Breakdown

Category	FY2026 *Proposed*	Total
General Fund	$350,000	**$350,000**
Total	**$350,000**	**$350,000**

Plow Swapping

Overview

Request Owner	John Zacklene, Public Works Director
Department	GENERAL FUND - NON-OPERATING
Type	Capital Equipment

Description

Need to swap the 11' plow from truck #239 to truck #230 and swap the 10' plow from truck #230 to truck #239.

Images

Plate mount for swaps of plows.jpg

Details

New Purchase or Replacement: Replacement

Useful Life: 8

New or Used Vehicle: Used Vehicle

Capital Cost

FY2026 Budget	Total Budget (all years)	Project Total
$30K	**$30K**	**$30K**

Detailed Breakdown

Category	FY2026 *Proposed*	Total
Other	$30,000	**$30,000**
Total	**$30,000**	**$30,000**

Funding Sources

FY2026 Budget	Total Budget (all years)	Project Total
$30K	**$30K**	**$30K**

Detailed Breakdown

Category	FY2026 *Proposed*	Total
General Fund	$30,000	**$30,000**
Total	**$30,000**	**$30,000**

Rotary Mower Attachment

Overview

Request Owner John Zacklene, Public Works Director

Department GENERAL FUND - NON-OPERATING

Type Capital Equipment

Description

Rotary boom mower attachment for tractor to reach over guardrails and lower into ditch lines.

Images

3-pt-boom-rotary_product-.jpg

Details

New Purchase or Replacement: New

Useful Life: 8

New or Used Vehicle: New Vehicle

Capital Cost

FY2026 Budget
$40K

Total Budget (all years)
$40K

Project Total
$40K

Detailed Breakdown

Category	FY2026 *Proposed*	Total
Vehicle Cost	$40,000	**$40,000**
Total	**$40,000**	**$40,000**

Funding Sources

FY2026 Budget	Total Budget (all years)	Project Total
$40K	**$40K**	**$40K**

Detailed Breakdown

Category	FY2026 *Proposed*	Total
General Fund	$40,000	**$40,000**
Total	**$40,000**	**$40,000**

TORO 3310 Utility Tractor/Mower

Overview

Request Owner	John Zacklene, Public Works Director
Department	GENERAL FUND - NON-OPERATING
Type	Capital Equipment

Description

TORO 3310 to replace our current and old Kubota tractor/mower.

Images

Toro 3310.jpg

Details

New Purchase or Replacement: Replacement

Useful Life: 8

New or Used Vehicle: New Vehicle

Capital Cost

FY2026 Budget	Total Budget (all years)	Project Total
$70K	**$70K**	**$70K**

Detailed Breakdown

Category	FY2026 *Proposed*	Total
Vehicle Cost	$70,000	**$70,000**
Total	**$70,000**	**$70,000**

Funding Sources

FY2026 Budget	Total Budget (all years)	Project Total
$70K	**$70K**	**$70K**

Detailed Breakdown

Category	FY2026 *Proposed*	Total
General Fund	$70,000	**$70,000**
Total	**$70,000**	**$70,000**

TORO Wing Mower

Overview

Request Owner	John Zacklene, Public Works Director
Department	GENERAL FUND - NON-OPERATING
Type	Capital Equipment

Description

New TORO wing mower 12' to 18' that will cut our parks and fields by 1/3 of the time it currently takes.

Images

Toro 5910.jpg

Details

New Purchase or Replacement: New

Useful Life: 8

New or Used Vehicle: New Vehicle

Capital Cost

FY2026 Budget	Total Budget (all years)	Project Total
$185K	**$185K**	**$185K**

Detailed Breakdown

Category	FY2026 *Proposed*	Total
Vehicle Cost	$185,000	**$185,000**
Total	**$185,000**	**$185,000**

Funding Sources

FY2026 Budget	Total Budget (all years)	Project Total
$185K	**$185K**	**$185K**

Detailed Breakdown

Category	FY2026 *Proposed*	Total
General Fund	$185,000	**$185,000**
Total	**$185,000**	**$185,000**

Town Council Discretionary Fund

Overview

Request Owner	Nicholas Wharton, Town Manager
Department	GENERAL FUND - NON-OPERATING
Type	Other

Description

This CIP Project uses one-time Use Taxes for the Town Council's Discretionary Fund. This fund is used for community grants, scholarships, and additional projects as voted on by the Town Council.

Images

2025 TOS Logo (No Background).png

Capital Cost

FY2026 Budget
$150K

Total Budget (all years)
$1.5M

Project Total
$1.5M

Detailed Breakdown

Category	FY2026 *Proposed*	FY2027 *Proposed*	FY2028 *Proposed*	FY2029 *Proposed*	FY2030 *Proposed*	FY2031 *Proposed*	FY2032 *Proposed*	FY2033 *Proposed*	FY2034 *Proposed*
Other	$150,000	$150,000	$150,000	$150,000	$150,000	$150,000	$150,000	$150,000	$150,000
Total	**$150,000**	**$150,000**	**$150,000**	**$150,000**	**$150,000**	**$150,000**	**$150,000**	**$150,000**	**$150,000**

Category *(continued from above)*	FY2035 *Proposed*
Other	$150,000
Total	**$150,000**

Category *(continued from above)*	Total
Other	**$1,500,000**
Total	**$1,500,000**

Funding Sources

FY2026 Budget
$150K

Total Budget (all years)
$1.5M

Project Total
$1.5M

Detailed Breakdown

Category	FY2026 *Proposed*	FY2027 *Proposed*	FY2028 *Proposed*	FY2029 *Proposed*	FY2030 *Proposed*	FY2031 *Proposed*	FY2032 *Proposed*	FY2033 *Proposed*	FY2034 *Proposed*
General Fund	$150,000	$150,000	$150,000	$150,000	$150,000	$150,000	$150,000	$150,000	$150,000
Total	**$150,000**	**$150,000**	**$150,000**	**$150,000**	**$150,000**	**$150,000**	**$150,000**	**$150,000**	**$150,000**

Category *(continued from above)*	FY2035 *Proposed*
General Fund	$150,000
Total	**$150,000**

Category *(continued from above)*	Total
General Fund	**$1,500,000**
Total	**$1,500,000**

Truck Bed Mounted Weed Sprayer

Overview

Request Owner John Zacklene, Public Works Director

Department GENERAL FUND - NON-OPERATING

Type Capital Equipment

Description

New truck bed sprayer with tanks on a skid.

Images

Truck_bed_Skid_Sprayer_by_FS_Manufacturing_1024x1024 copy.jpg

Details

New Purchase or Replacement: New

Useful Life: 8

New or Used Vehicle: New Vehicle

Capital Cost

FY2026 Budget
$20K

Total Budget (all years)
$20K

Project Total
$20K

Detailed Breakdown

Category	FY2026 *Proposed*	Total
Other	$20,000	**$20,000**
Total	**$20,000**	**$20,000**

Funding Sources

FY2026 Budget	Total Budget (all years)	Project Total
$20K	**$20K**	**$20K**

Detailed Breakdown

Category	FY2026 *Proposed*	Total
General Fund	$20,000	**$20,000**
Total	**$20,000**	**$20,000**

Ventrac Mower with Rough Cut Deck

Overview

Request Owner	John Zacklene, Public Works Director
Department	GENERAL FUND - NON-OPERATING
Type	Capital Equipment

Description

New Ventrac mower with rough cut deck and long reach mower attachment.

Images

4520_Duals_013.jpg

MA900_Studio.jpg

Details

New Purchase or Replacement: New

Useful Life: 6

New or Used Vehicle: New Vehicle

Capital Cost

FY2026 Budget	Total Budget (all years)	Project Total
$56.5K	**$56.5K**	**$56.5K**

Detailed Breakdown

Category	FY2026 *Proposed*	Total
Vehicle Cost	$36,000	**$36,000**
Other	$20,500	**$20,500**
Total	**$56,500**	**$56,500**

Funding Sources

FY2026 Budget	Total Budget (all years)	Project Total
$56.5K	**$56.5K**	**$56.5K**

Detailed Breakdown

Category	FY2026 *Proposed*	Total
General Fund	$56,500	**$56,500**
Total	**$56,500**	**$56,500**

PARKS/GREEN SPACE - CIP

FY26 - FY35 PARKS/GREEN SPACE - CIP Projects

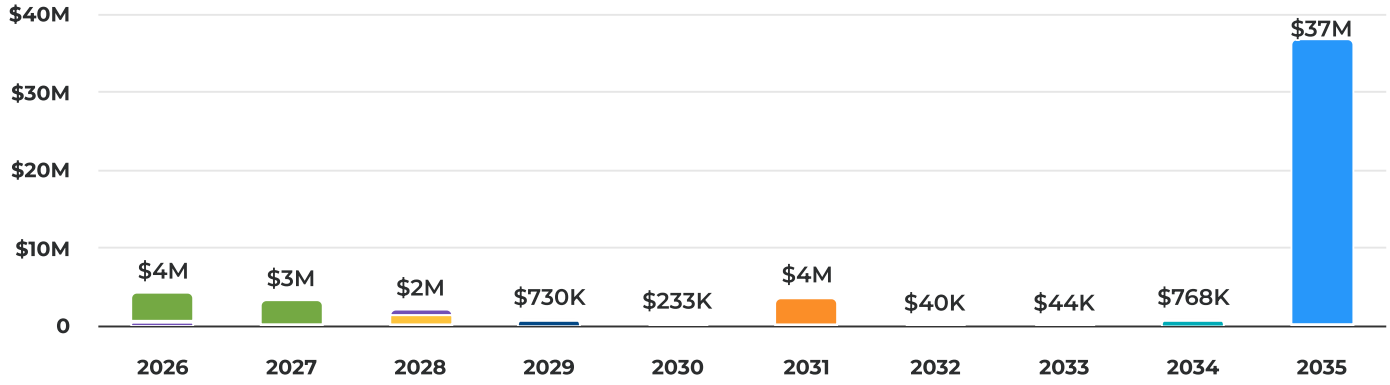

Community Center	**$36,750,000**	71.33%
Community Park	**$6,700,000**	13.00%
Great Western Trail Paving	**$3,970,000**	7.71%
Town Parks Improvement Program	**$1,459,614**	2.83%
Bike Pump Track	**$1,100,000**	2.13%
Great Western Trail Trailhead	**$825,000**	1.60%
Skate Park Expansion - Phase II	**$720,000**	1.40%

Summary of Requests

Project No. / Category		FY2026	FY2027	FY2028	FY2029	FY2030	FY2031	FY2032	FY2033
153	Community Center	$0	$0	$0	$0	$0	$0	$0	$0
--	Community Park	$3,500,000	$3,200,000	$0	$0	$0	$0	$0	$0
--	Great Western Trail Paving	$220,000	$0	$0	$0	$200,000	$3,550,000	$0	$0
--	Town Parks Improvement Program	$425,000	$25,000	$725,000	$30,000	$33,000	$36,300	$39,930	$43,923
--	Bike Pump Track	$0	$0	$1,100,000	$0	$0	$0	$0	$0
--	Great Western Trail Trailhead	$0	$0	$125,000	$700,000	$0	$0	$0	$0
--	Skate Park Expansion - Phase II	$0	$0	$0	$0	$0	$0	$0	$0
Total Summary of Requests		**$4,145,000**	**$3,225,000**	**$1,950,000**	**$730,000**	**$233,000**	**$3,586,300**	**$39,930**	**$43,923**

Project No. / Category *(continued from above)*		FY2034
153	Community Center	$0

Project No. / Category *(continued from above)*		FY2034
--	Community Park	$0
--	Great Western Trail Paving	$0
--	Town Parks Improvement Program	$48,315
--	Bike Pump Track	$0
--	Great Western Trail Trailhead	$0
--	Skate Park Expansion - Phase II	$720,000
Total Summary of Requests		**$768,315**

Project No. / Category *(continued from above)*		FY2035	Total
153	Community Center	$36,750,000	**$36,750,000**
--	Community Park	$0	**$6,700,000**
--	Great Western Trail Paving	$0	**$3,970,000**
--	Town Parks Improvement Program	$53,146	**$1,459,614**
--	Bike Pump Track	$0	**$1,100,000**
--	Great Western Trail Trailhead	$0	**$825,000**
--	Skate Park Expansion - Phase II	$0	**$720,000**
Total Summary of Requests		**$36,803,146**	**$51,524,614**

Bike Pump Track

Overview

Request Owner Nicholas Wharton, Town Manager

Department PARKS/GREEN SPACE - CIP

Type Capital Improvement

Project Location

Description

Management has been exploring the idea of a bicycle pump track in the Community Park. This would be located west of the John Law Ditch and would allow for unique recreation adjacent to the Great Western Trail.

Images

CO Firestone Design.jpg

Details

Type of Project: New Construction

Capital Cost

FY2026 Budget	Total Budget (all years)	Project Total
$0	**$1.1M**	**$1.1M**

Detailed Breakdown

Category	FY2028 *Proposed*	Total
Construction	$1,000,000	**$1,000,000**
Contingency	$75,000	**$75,000**
Design	$25,000	**$25,000**
Total	**$1,100,000**	**$1,100,000**

Funding Sources

FY2026 Budget	Total Budget (all years)	Project Total
$0	**$1.1M**	**$1.1M**

Detailed Breakdown

Category	FY2028 *Proposed*	Total
General Fund	$1,100,000	**$1,100,000**
Total	**$1,100,000**	**$1,100,000**

Operational Costs

FY2026 Budget	Total Budget (all years)	Project Total
$0	**$44K**	**$44K**

Detailed Breakdown

Category	Historical Actuals	Estimated Actuals	Historical Budgeted	FY2028 *Proposed*	FY2029 *Proposed*	FY2030 *Proposed*	FY2031 *Proposed*	FY2032 *Proposed*	FY2033 *Proposed*
General Maintenance	$0	$0	$0	$2,500	$3,000	$3,500	$4,000	$4,500	$5,000
Other	$0	$0	$0	$0	$0	$0	$0	$10,000	$0
Total	**$0**	**$0**	**$0**	**$2,500**	**$3,000**	**$3,500**	**$4,000**	**$14,500**	**$5,000**

Category *(continued from above)* ↑	FY2034 *Proposed*
General Maintenance	$5,500
Other	$0
Total	**$5,500**

Category *(continued from above)* ↑	FY2035 *Proposed*	Future Budgeted	Total
General Maintenance	$6,000	$0	**$34,000**
Other	$0	$0	**$10,000**
Total	**$6,000**	**$0**	**$44,000**

Community Center

Overview

Request Owner	Nicholas Wharton, Town Manager
Department	PARKS/GREEN SPACE - CIP
Type	Capital Improvement
Project Number	153

Project Location

Description

The town is considering sites for a community center in the coming years. There are many variables, such as potential public/private partnerships, location, and funding availability. The funds and timeline in this sheet are conceptual and meant as a placeholder as the process moves forward.

Images

LosAltos_01photo.jpg

Details

Type of Project: New Construction

Capital Cost

FY2026 Budget	Total Budget (all years)	Project Total
$0	**$36.8M**	**$36.8M**

Detailed Breakdown

Category	FY2035 *Proposed*	Total
Construction	$31,250,000	**$31,250,000**
Contingency	$5,000,000	**$5,000,000**
Engineering	$350,000	**$350,000**
Design	$150,000	**$150,000**
Total	**$36,750,000**	**$36,750,000**

Funding Sources

FY2026 Budget	Total Budget (all years)	Project Total
$0	**$36.8M**	**$36.8M**

Detailed Breakdown

Category	FY2035 *Proposed*	Total
General Fund	$36,750,000	**$36,750,000**
Total	**$36,750,000**	**$36,750,000**

Community Park

Overview

Request Owner Nicholas Wharton, Town Manager

Department PARKS/GREEN SPACE - CIP

Type Capital Improvement

Project Location

Description

This project includes the construction of several additional amenities at Community Park in 2026.

Images

Community Park

Details

Type of Project: New Construction

Supplemental Attachments

DesignConcepts-HideawayPark-091321-01.jpg

Capital Cost

FY2026 Budget
$3.5M

Total Budget (all years)
$6.7M

Project Total
$6.7M

Detailed Breakdown

Category	FY2026 *Proposed*	FY2027 *Proposed*	Total
Construction	$3,500,000	$3,000,000	**$6,500,000**
Engineering	$0	$200,000	**$200,000**
Total	**$3,500,000**	**$3,200,000**	**$6,700,000**

Funding Sources

FY2026 Budget
$3.5M

Total Budget (all years)
$6.7M

Project Total
$6.7M

Detailed Breakdown

Category	FY2026 *Proposed*	FY2027 *Proposed*	Total
General Fund	$3,500,000	$0	**$3,500,000**
Grant Funding	$0	$3,000,000	**$3,000,000**
Park Impact Fees	$0	$200,000	**$200,000**
Total	**$3,500,000**	**$3,200,000**	**$6,700,000**

Operational Costs

FY2026 Budget
$0

Total Budget (all years)
$52K

Project Total
$52K

Detailed Breakdown

Category	Historical Actuals	Estimated Actuals	Historical Budgeted	FY2028 *Proposed*	FY2029 *Proposed*	FY2030 *Proposed*	FY2031 *Proposed*	FY2032 *Proposed*	FY2033 *Proposed*
General Maintenance	$0	$0	$0	$3,500	$4,000	$14,500	$5,000	$5,500	$6,000
Total	**$0**	**$0**	**$0**	**$3,500**	**$4,000**	**$14,500**	**$5,000**	**$5,500**	**$6,000**

Category *(continued from above)*	FY2034 *Proposed*
General Maintenance	$6,500
Total	**$6,500**

Category *(continued from above)*	FY2035 *Proposed*	Future Budgeted	Total
General Maintenance	$7,000	$0	**$52,000**
Total	**$7,000**	**$0**	**$52,000**

Great Western Trail Paving

Overview

Request Owner Nicholas Wharton, Town Manager

Department PARKS/GREEN SPACE - CIP

Type Capital Improvement

Project Location

Description

The majority of the Great Western Trail is currently unpaved and not programmed to be paved north of Weld County Road 70 to E. Harmony Road. The staff is looking at pursuing trail funding to pave the trail for this 2-mile stretch.

Images

GWT

Details

Type of Project: New Construction

Capital Cost

FY2026 Budget
$220K

Total Budget (all years)
$3.97M

Project Total
$3.97M

Detailed Breakdown

Category	FY2026 *Proposed*	FY2030 *Proposed*	FY2031 *Proposed*	Total
Construction	$220,000	$0	$3,200,000	**$3,420,000**
Contingency	$0	$0	$350,000	**$350,000**
Engineering	$0	$200,000	$0	**$200,000**
Total	**$220,000**	**$200,000**	**$3,550,000**	**$3,970,000**

Funding Sources

FY2026 Budget
$220K

Total Budget (all years)
$3.97M

Project Total
$3.97M

Detailed Breakdown

Category	FY2026 *Proposed*	FY2030 *Proposed*	FY2031 *Proposed*	Total
General Fund	$220,000	$200,000	$2,800,000	**$3,220,000**
Grant Funding	$0	$0	$750,000	**$750,000**
Total	**$220,000**	**$200,000**	**$3,550,000**	**$3,970,000**

Operational Costs

FY2026 Budget
$0

Total Budget (all years)
$13K

Project Total
$13K

Detailed Breakdown

Category	Historical Actuals	Estimated Actuals	Historical Budgeted	FY2032 *Proposed*	FY2033 *Proposed*	FY2034 *Proposed*	FY2035 *Proposed*	Future Budgeted	Total
General Maintenance	$0	$0	$0	$2,500	$3,000	$3,500	$4,000	$0	**$13,000**
Total	**$0**	**$0**	**$0**	**$2,500**	**$3,000**	**$3,500**	**$4,000**	**$0**	**$13,000**

Great Western Trail Trailhead

Overview

Request Owner Nicholas Wharton, Town Manager

Department PARKS/GREEN SPACE - CIP

Type Capital Improvement

Project Location

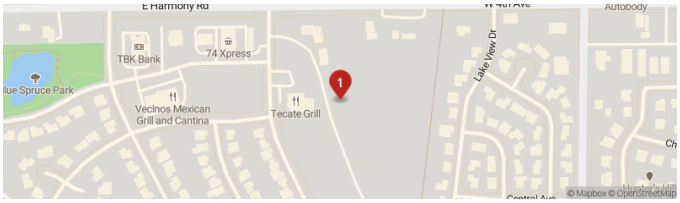

Description

This proposed trailhead would include a gravel parking lot, nearby restrooms, a shade shelter, a seating area, and additional small amenities.

Images

2024 Budget.jpg

Details

Type of Project: Refurbishment

Capital Cost

FY2026 Budget	Total Budget (all years)	Project Total
$0	**$825K**	**$825K**

Detailed Breakdown

Category	FY2028 *Proposed*	FY2029 *Proposed*	Total
Construction	$0	$400,000	**$400,000**
Furniture and Fixtures	$0	$200,000	**$200,000**
Engineering	$125,000	$0	**$125,000**
Contingency	$0	$100,000	**$100,000**
Total	**$125,000**	**$700,000**	**$825,000**

Funding Sources

FY2026 Budget	Total Budget (all years)	Project Total
$0	**$825K**	**$825K**

Detailed Breakdown

Category	FY2028 *Proposed*	FY2029 *Proposed*	Total
General Fund	$125,000	$500,000	**$625,000**
Park Impact Fees	$0	$200,000	**$200,000**
Total	**$125,000**	**$700,000**	**$825,000**

Operational Costs

FY2026 Budget	Total Budget (all years)	Project Total
$0	**$31.5K**	**$31.5K**

Detailed Breakdown

Category	Historical Actuals	Estimated Actuals	Historical Budgeted	FY2030 *Proposed*	FY2031 *Proposed*	FY2032 *Proposed*	FY2033 *Proposed*	FY2034 *Proposed*	FY2035 *Proposed*
General Maintenance	$0	$0	$0	$4,000	$4,500	$5,000	$5,500	$6,000	$6,500
Total	**$0**	**$0**	**$0**	**$4,000**	**$4,500**	**$5,000**	**$5,500**	**$6,000**	**$6,500**

Category *(continued from above)* ↑	Future Budgeted
General Maintenance	$0
Total	**$0**

Category *(continued from above)* ↑	Total
General Maintenance	**$31,500**
Total	**$31,500**

Skate Park Expansion - Phase II

Overview

Request Owner Nicholas Wharton, Town Manager

Department PARKS/GREEN SPACE - CIP

Type Capital Improvement

Project Location

Description

This Project is being considered Phase II of the Lakeview Skate Park update. This phase would construct an all-cement addition to the south and west of the existing skate park.

Images

2024 Budget.jpg

Details

Type of Project: New Construction

Capital Cost

FY2026 Budget	Total Budget (all years)	Project Total
$0	**$720K**	**$720K**

Detailed Breakdown

Category	FY2034 *Proposed*	Total
Construction	$600,000	**$600,000**
Contingency	$90,000	**$90,000**
Design	$30,000	**$30,000**
Total	**$720,000**	**$720,000**

Funding Sources

FY2026 Budget	Total Budget (all years)	Project Total
$0	**$720K**	**$720K**

Detailed Breakdown

Category	FY2034 *Proposed*	Total
Park Impact Fees	$720,000	**$720,000**
Total	**$720,000**	**$720,000**

Town Parks Improvement Program

Overview

Request Owner	Nicholas Wharton, Town Manager
Department	PARKS/GREEN SPACE - CIP
Type	Capital Improvement

Project Location

Description

10-Year Parks Improvement Plan to address playground replacements and expansions, irrigation upgrades, and garden bed replacements.

Images

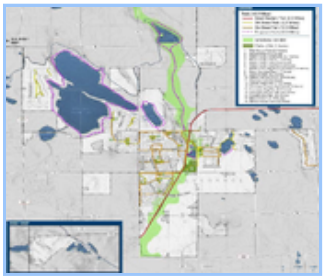

2024 Budget.jpg

Capital Cost

FY2026 Budget
$425K

Total Budget (all years)
$1.46M

Project Total
$1.46M

Detailed Breakdown

Category	FY2026 *Proposed*	FY2027 *Proposed*	FY2028 *Proposed*	FY2029 *Proposed*	FY2030 *Proposed*	FY2031 *Proposed*	FY2032 *Proposed*	FY2033 *Proposed*	FY2034 *Proposed*
Capital Outlay	$425,000	$25,000	$725,000	$30,000	$33,000	$36,300	$39,930	$43,923	$48,315
Total	**$425,000**	**$25,000**	**$725,000**	**$30,000**	**$33,000**	**$36,300**	**$39,930**	**$43,923**	**$48,315**

Category *(continued from above)*	FY2035 *Proposed*
Capital Outlay	$53,146
Total	**$53,146**

Category *(continued from above)*	Total
Capital Outlay	**$1,459,614**
Total	**$1,459,614**

Funding Sources

FY2026 Budget
$425K

Total Budget (all years)
$1.46M

Project Total
$1.46M

Detailed Breakdown

Category	FY2026 *Proposed*	FY2027 *Proposed*	FY2028 *Proposed*	FY2029 *Proposed*	FY2030 *Proposed*	FY2031 *Proposed*	FY2032 *Proposed*	FY2033 *Proposed*	FY2034 *Proposed*
General Fund	$425,000	$25,000	$725,000	$30,000	$33,000	$36,300	$39,930	$43,923	$48,315
Total	**$425,000**	**$25,000**	**$725,000**	**$30,000**	**$33,000**	**$36,300**	**$39,930**	**$43,923**	**$48,315**

Category *(continued from above)*	FY2035 *Proposed*
General Fund	$53,146
Total	**$53,146**

Category *(continued from above)*	Total
General Fund	**$1,459,614**
Total	**$1,459,614**

PUBLIC SAFETY - CIP

FY26 - FY35 PUBLIC SAFETY - CIP Projects

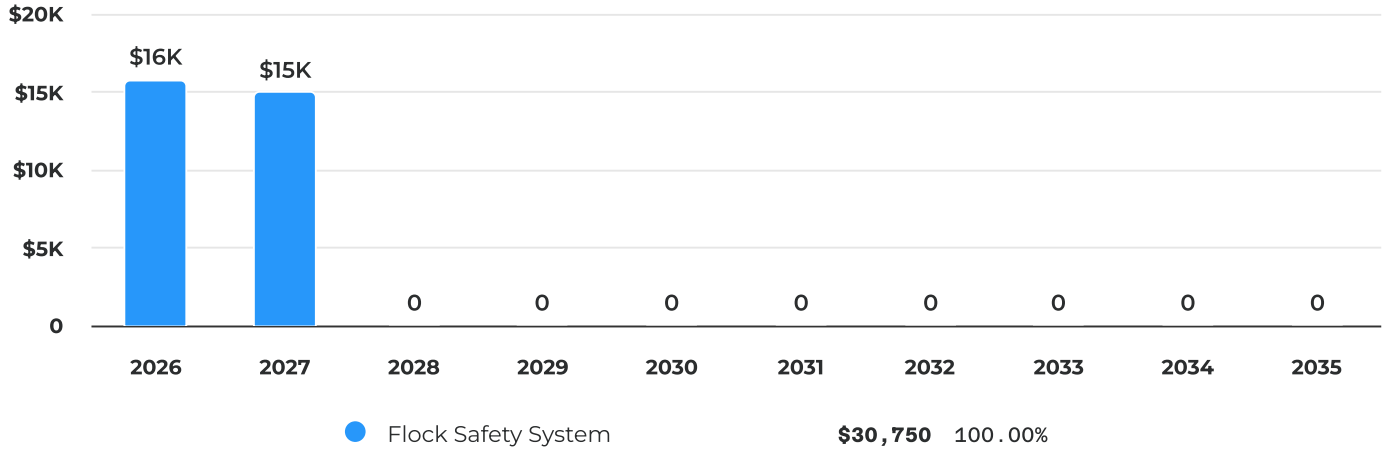

Summary of Requests

Category	FY2026	FY2027	FY2028	FY2029	FY2030	FY2031	FY2032	FY2033	FY2034	FY2035	Total
Flock Safety System	$15,750	$15,000	$0	$0	$0	$0	$0	$0	$0	$0	**$30,750**
Total Summary of Requests	**$15,750**	**$15,000**	**$0**	**$0**	**$0**	**$0**	**$0**	**$0**	**$0**	**$0**	**$30,750**

Flock Safety System

Overview

Request Owner	Nicholas Wharton, Town Manager
Department	PUBLIC SAFETY - CIP
Type	Capital Equipment

Description

Flock Safety Platform is an integrated public safety platform that detects, centralizes, and decodes actionable evidence to increase safety, improve efficiency, and connect with the community. It has a law enforcement-grade, infrastructure-free (solar power + LTE) license plate recognition camera with Vehicle Fingerprint ™ technology (proprietary machine learning software) and real-time alerts for unlimited users. The system allows officers to receive automated alerts when vehicles entered into established databases for missing and wanted persons are detected, including the FBI, National Crime Information Center (NCIC), and National Center for Missing & Exploited Children (NCMEC) databases.

Images

Flock Safety Platform

Details

New Purchase or Replacement: New

Capital Cost

FY2026 Budget	Total Budget (all years)	Project Total
$15.8K	**$30.8K**	**$30.8K**

Detailed Breakdown

Category	FY2026 *Proposed*	FY2027 *Proposed*	Total
Other	$750	$15,000	**$15,750**
Equipment	$15,000	$0	**$15,000**
Total	**$15,750**	**$15,000**	**$30,750**

Funding Sources

FY2026 Budget	Total Budget (all years)	Project Total
$15.8K	**$30.8K**	**$30.8K**

Detailed Breakdown

Category	FY2026 *Proposed*	FY2027 *Proposed*	Total
Public Safety Fund	$15,750	$15,000	**$30,750**
Total	**$15,750**	**$15,000**	**$30,750**

PUBLIC WORKS OVERHEAD - CIP

FY26 - FY35 PUBLIC WORKS OVERHEAD - CIP Projects

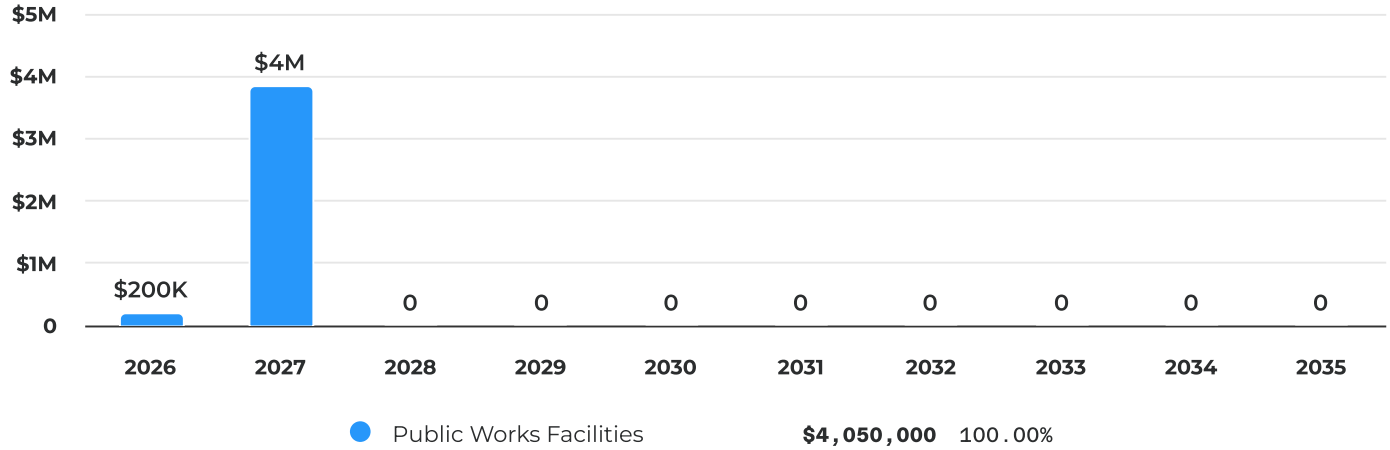

Summary of Requests

Category	FY2026	FY2027	FY2028	FY2029	FY2030	FY2031	FY2032	FY2033	FY2034	FY2035
Public Works Facilities	$200,000	$3,850,000	$0	$0	$0	$0	$0	$0	$0	$0
Total Summary of Requests	**$200,000**	**$3,850,000**	**$0**	**$0**	**$0**	**$0**	**$0**	**$0**	**$0**	**$0**

Category *(continued from above)*	**Total**
Public Works Facilities	**$4,050,000**
Total Summary of Requests	**$4,050,000**

Public Works Facilities

Overview

Request Owner Nicholas Wharton, Town Manager

Department PUBLIC WORKS OVERHEAD - CIP

Type Capital Improvement

Project Location

Description

This project includes constructing two additional storage buildings and demolishing one at the Public Works site. The first building will store equipment, and the second will properly store the ice slicer.

Images


2024 Budget.jpg

Gable-768x451.jpeg

Details

Type of Project: New Construction

Capital Cost

FY2026 Budget
$200K

Total Budget (all years)
$4.05M

Project Total
$4.05M

Detailed Breakdown

Category	FY2026 *Proposed*	FY2027 *Proposed*	Total
Construction	$0	$3,500,000	**$3,500,000**
Contingency	$0	$350,000	**$350,000**
Engineering	$200,000	$0	**$200,000**
Total	**$200,000**	**$3,850,000**	**$4,050,000**

Funding Sources

FY2026 Budget
$200K

Total Budget (all years)
$4.05M

Project Total
$4.05M

Detailed Breakdown

Category	FY2026 *Proposed*	FY2027 *Proposed*	Total
General Fund	$0	$2,500,000	**$2,500,000**
Grant Funding	$0	$1,000,000	**$1,000,000**
Public Facilities Fund	$200,000	$350,000	**$550,000**
Total	**$200,000**	**$3,850,000**	**$4,050,000**

Operational Costs

FY2026 Budget
$0

Total Budget (all years)
$5K

Project Total
$5K

Detailed Breakdown

Category	Historical Actuals	Estimated Actuals	Historical Budgeted	FY2029 *Proposed*	Future Budgeted	Total
General Maintenance	$0	$0	$0	$5,000	$0	**$5,000**
Total	**$0**	**$0**	**$0**	**$5,000**	**$0**	**$5,000**

STREETS CAPITAL OUTLAY

FY26 - FY35 STREETS CAPITAL OUTLAY Projects

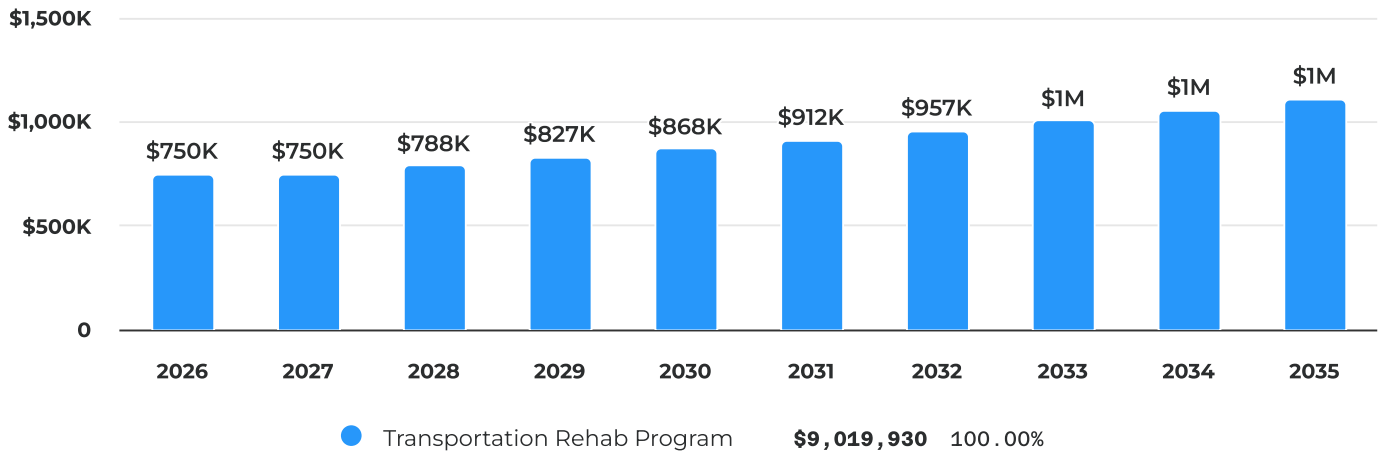

Summary of Requests

Category	FY2026	FY2027	FY2028	FY2029	FY2030	FY2031	FY2032	FY2033
Transportation Rehab Program	$750,000	$750,000	$787,500	$826,875	$868,219	$911,630	$957,212	$1,005,073
Total Summary of Requests	**$750,000**	**$750,000**	**$787,500**	**$826,875**	**$868,219**	**$911,630**	**$957,212**	**$1,005,073**

Category *(continued from above)* ↑	**FY2034**
Transportation Rehab Program	$1,055,327
Total Summary of Requests	**$1,055,327**

Category *(continued from above)* ↑	**FY2035**	**Total**
Transportation Rehab Program	$1,108,094	**$9,019,930**
Total Summary of Requests	**$1,108,094**	**$9,019,930**

Transportation Rehab Program

Overview

Request Owner	Nicholas Wharton, Town Manager
Department	STREETS CAPITAL OUTLAY
Type	Capital Improvement

Project Location

Description

The Transportation Rehab Program is for the capital maintenance of the existing road network within the Town.

Images

2024 Budget.jpg

Details

Type of Project: Resurface Current Road

Capital Cost

FY2026 Budget
$750K

Total Budget (all years)
$9.02M

Project Total
$9.02M

Detailed Breakdown

Category	FY2026 *Proposed*	FY2027 *Proposed*	FY2028 *Proposed*	FY2029 *Proposed*	FY2030 *Proposed*	FY2031 *Proposed*	FY2032 *Proposed*	FY2033 *Proposed*
Construction/Maintenance	$750,000	$750,000	$787,500	$826,875	$868,219	$911,630	$957,212	$1,005,073
Total	**$750,000**	**$750,000**	**$787,500**	**$826,875**	**$868,219**	**$911,630**	**$957,212**	**$1,005,073**

Category *(continued from above)* ↑	FY2034 *Proposed*
Construction/Maintenance	$1,055,327
Total	**$1,055,327**

Category *(continued from above)* ↑	FY2035 *Proposed*	Total
Construction/Maintenance	$1,108,094	**$9,019,930**
Total	**$1,108,094**	**$9,019,930**

Funding Sources

FY2026 Budget
$750K

Total Budget (all years)
$9.02M

Project Total
$9.02M

Detailed Breakdown

Category	FY2026 *Proposed*	FY2027 *Proposed*	FY2028 *Proposed*	FY2029 *Proposed*	FY2030 *Proposed*	FY2031 *Proposed*	FY2032 *Proposed*	FY2033 *Proposed*
Transportation Fund	$750,000	$750,000	$787,500	$826,875	$868,219	$911,630	$957,212	$1,005,073
Total	**$750,000**	**$750,000**	**$787,500**	**$826,875**	**$868,219**	**$911,630**	**$957,212**	**$1,005,073**

Category *(continued from above)* ↑	FY2034 *Proposed*
Transportation Fund	$1,055,327
Total	**$1,055,327**

Category *(continued from above)* ↑	FY2035 *Proposed*	Total
Transportation Fund	$1,108,094	**$9,019,930**
Total	**$1,108,094**	**$9,019,930**

STREETS/MAINTENANCE - CIP

FY26 - FY35 STREETS/MAINTENANCE - CIP Projects

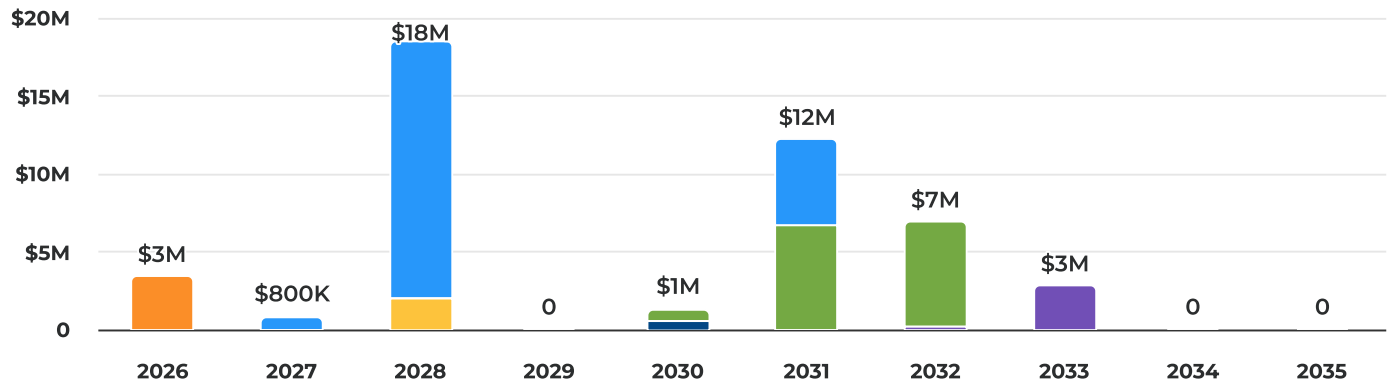

E. Harmony Road Expansion	**$22,800,000**	49.75%
Weld County Road 23 Improvements	**$14,060,000**	30.68%
E Harmony and WCR 23 Traffic Signal	**$3,395,000**	7.41%
Colorado Highway 14 and Weld County Road 23 Intersection	**$3,000,000**	6.55%
E. Harmony and Tailholt Ave, Traffic Signal	**$1,975,000**	4.31%
Town Hall South Parking Lot	**$600,000**	1.31%

Summary of Requests

Category	FY2026	FY2027	FY2028	FY2029	FY2030	FY2031	FY2032	FY2033
E. Harmony Road Expansion	$0	$800,000	$16,500,000	$0	$0	$5,500,000	$0	$0
Weld County Road 23 Improvements	$0	$0	$0	$0	$720,000	$6,670,000	$6,670,000	$0
E Harmony and WCR 23 Traffic Signal	$3,395,000	$0	$0	$0	$0	$0	$0	$0
Colorado Highway 14 and Weld County Road 23 Intersection	$0	$0	$0	$0	$0	$0	$200,000	$2,800,000
E. Harmony and Tailholt Ave, Traffic Signal	$0	$0	$1,975,000	$0	$0	$0	$0	$0
Town Hall South Parking Lot	$0	$0	$0	$0	$600,000	$0	$0	$0
Total Summary of Requests	**$3,395,000**	**$800,000**	**$18,475,000**	**$0**	**$1,320,000**	**$12,170,000**	**$6,870,000**	**$2,800,000**

Category *(continued from above)*	**FY2034**
E. Harmony Road Expansion	$0
Weld County Road 23 Improvements	$0

Category *(continued from above)*	**FY2034**
E Harmony and WCR 23 Traffic Signal	$0
Colorado Highway 14 and Weld County Road 23 Intersection	$0
E. Harmony and Tailholt Ave, Traffic Signal	$0
Town Hall South Parking Lot	$0
Total Summary of Requests	**$0**

Category *(continued from above)*	**FY2035**	**Total**
E. Harmony Road Expansion	$0	**$22,800,000**
Weld County Road 23 Improvements	$0	**$14,060,000**
E Harmony and WCR 23 Traffic Signal	$0	**$3,395,000**
Colorado Highway 14 and Weld County Road 23 Intersection	$0	**$3,000,000**
E. Harmony and Tailholt Ave, Traffic Signal	$0	**$1,975,000**
Town Hall South Parking Lot	$0	**$600,000**
Total Summary of Requests	**$0**	**$45,830,000**

Colorado Highway 14 and Weld County Road 23 Intersection

Overview

Request Owner Nicholas Wharton, Town Manager

Department STREETS/MAINTENANCE - CIP

Type Capital Improvement

Project Location

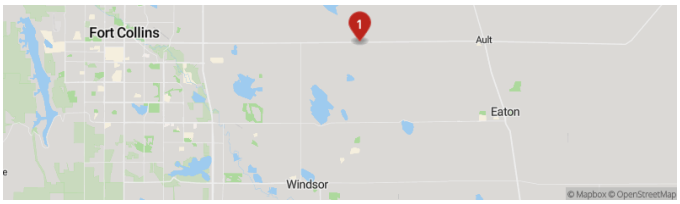

Description

This project includes the construction of a northbound-to-eastbound acceleration lane and an eastbound-to-southbound deceleration lane to help with the unsafe intersection of Weld County Road 23 and CO Highway 14.

Images

2024 Budget.jpg

Details

Type of Project: Road Expansion

Capital Cost

FY2026 Budget
$0

Total Budget (all years)
$3M

Project Total
$3M

Detailed Breakdown

Category	FY2032 *Proposed*	FY2033 *Proposed*	Total
Construction/Maintenance	$0	$2,400,000	**$2,400,000**
Contingency	$75,000	$400,000	**$475,000**
Engineering	$125,000	$0	**$125,000**
Total	**$200,000**	**$2,800,000**	**$3,000,000**

Funding Sources

FY2026 Budget	Total Budget (all years)	Project Total
$0	**$3M**	**$3M**

Detailed Breakdown

Category	FY2032 *Proposed*	FY2033 *Proposed*	Total
Transportation Fund	$200,000	$2,800,000	**$3,000,000**
Total	**$200,000**	**$2,800,000**	**$3,000,000**

E Harmony and WCR 23 Traffic Signal

Overview

Request Owner	Nicholas Wharton, Town Manager
Department	STREETS/MAINTENANCE - CIP
Type	Capital Improvement

Project Location

Description

The intersection of WCR23/E. Harmony is one of the busiest in town and will need to perform a signal warrant analysis with anticipated construction in 2026. This project is expected to include the installation of a new traffic light, removal of the intersection "bump-outs", and milling and overlay within the bounds of the project.

Images

2024 Budget.jpg

Details

Type of Project: Traffic Signal

Capital Cost

FY2026 Budget	Total Budget (all years)	Project Total
$3.4M	**$3.4M**	**$3.4M**

Detailed Breakdown

Category	FY2026 *Proposed*	Total
Construction/Maintenance	$2,600,000	**$2,600,000**
Engineering	$260,000	**$260,000**
Design	$260,000	**$260,000**
Contingency	$200,000	**$200,000**
Land/Right-of-way	$75,000	**$75,000**
Total	**$3,395,000**	**$3,395,000**

Funding Sources

FY2026 Budget	Total Budget (all years)	Project Total
$3.4M	**$3.4M**	**$3.4M**

Detailed Breakdown

Category	FY2026 *Proposed*	Total
Transportation Fund	$3,395,000	**$3,395,000**
Total	**$3,395,000**	**$3,395,000**

E. Harmony and Tailholt Ave, Traffic Signal

Overview

Request Owner Nicholas Wharton, Town Manager

Department STREETS/MAINTENANCE - CIP

Type Capital Improvement

Project Location

Description

The intersection of Tailholt Ave and E Harmony warrants a traffic light in the near term, dependent on development approvals. When this development moves forward, cooperation with the developer will be included, and the budgeted numbers below reflect the intersection geometry being completed by a developer and the Town installing the actual signal equipment.

Images

2024 Budget.jpg

Details

Type of Project: Traffic Signal

Capital Cost

FY2026 Budget	Total Budget (all years)	Project Total
$0	**$1.98M**	**$1.98M**

Detailed Breakdown

Category	FY2028 *Proposed*	Total
Engineering	$1,075,000	**$1,075,000**
Construction/Maintenance	$750,000	**$750,000**
Contingency	$150,000	**$150,000**
Total	**$1,975,000**	**$1,975,000**

Funding Sources

FY2026 Budget	Total Budget (all years)	Project Total
$0	**$1.98M**	**$1.98M**

Detailed Breakdown

Category	FY2028 *Proposed*	Total
Transportation Fund	$1,075,000	**$1,075,000**
General Fund	$900,000	**$900,000**
Total	**$1,975,000**	**$1,975,000**

E. Harmony Road Expansion

Overview

Request Owner Nicholas Wharton, Town Manager

Department STREETS/MAINTENANCE - CIP

Type Capital Improvement

Project Location

Description

The Harmony Project will widen the E Harmony Road Corridor from SH 257 in increments to the intersection of Poderosa Dr. and Shoreview Parkway. This corridor will match the improvements (in width) that Timnath and Windsor have completed, making the corridor uniform to reduce bottlenecks and improve capacity.

Images

2024 Budget.jpg

Details

Type of Project: Road Expansion

Capital Cost

FY2026 Budget	Total Budget (all years)	Project Total
$0	**$22.8M**	**$22.8M**

Detailed Breakdown

Category	FY2027 *Proposed*	FY2028 *Proposed*	FY2031 *Proposed*	Total
Construction/Maintenance	$0	$15,000,000	$5,000,000	**$20,000,000**
Contingency	$0	$1,500,000	$500,000	**$2,000,000**
Land/Right-of-way	$500,000	$0	$0	**$500,000**
Engineering	$300,000	$0	$0	**$300,000**
Total	**$800,000**	**$16,500,000**	**$5,500,000**	**$22,800,000**

Funding Sources

FY2026 Budget	Total Budget (all years)	Project Total
$0	**$22.8M**	**$22.8M**

Detailed Breakdown

Category	FY2027 *Proposed*	FY2028 *Proposed*	FY2031 *Proposed*	Total
Bonding	$0	$16,500,000	$0	**$16,500,000**
Transportation Fund	$800,000	$0	$5,500,000	**$6,300,000**
Total	**$800,000**	**$16,500,000**	**$5,500,000**	**$22,800,000**

Town Hall South Parking Lot

Overview

Request Owner Nicholas Wharton, Town Manager

Department STREETS/MAINTENANCE - CIP

Type Capital Improvement

Project Location

Description

This project would include paving the parking lot south of Town Hall, allowing additional accessible parking.

Images

Screenshot 2024-07-26 125913.jpg

Details

Type of Project: New Construction

Capital Cost

FY2026 Budget	Total Budget (all years)	Project Total
$0	**$600K**	**$600K**

Detailed Breakdown

Category	FY2030 *Proposed*	Total
Construction	$600,000	**$600,000**
Total	**$600,000**	**$600,000**

Funding Sources

FY2026 Budget	Total Budget (all years)	Project Total
$0	**$600K**	**$600K**

Detailed Breakdown

Category	FY2030 *Proposed*	Total
General Fund	$600,000	**$600,000**
Total	**$600,000**	**$600,000**

Weld County Road 23 Improvements

Overview

Request Owner Nicholas Wharton, Town Manager

Department STREETS/MAINTENANCE - CIP

Type Capital Improvement

Project Location

Description

The WCR 23 project is located south of the 4th Ave intersection and will serve as a central corridor in and out of the Town of Severance. It will also serve the Hunter Hill, Lakeview, and Tailholt Neighborhoods, as well as the Severance Community Park. As a future gateway for commercial development, this project will improve traffic flows, pedestrian safety, and connectivity by adding trails, sidewalks, and curbs/gutters in some locations.

Images

2024 Budget.jpg

Details

Type of Project: Road Expansion

Capital Cost

FY2026 Budget	Total Budget (all years)	Project Total
$0	**$14.1M**	**$14.1M**

Detailed Breakdown

Category	FY2030 *Proposed*	FY2031 *Proposed*	FY2032 *Proposed*	Total
Construction/Maintenance	$0	$5,670,000	$5,670,000	**$11,340,000**
Contingency	$120,000	$1,000,000	$1,000,000	**$2,120,000**
Land/Right-of-way	$500,000	$0	$0	**$500,000**
Engineering	$100,000	$0	$0	**$100,000**
Total	**$720,000**	**$6,670,000**	**$6,670,000**	**$14,060,000**

Funding Sources

FY2026 Budget	Total Budget (all years)	Project Total
$0	**$14.1M**	**$14.1M**

Detailed Breakdown

Category	FY2030 *Proposed*	FY2031 *Proposed*	FY2032 *Proposed*	Total
Bonding	$0	$5,670,000	$5,670,000	**$11,340,000**
Grant Funding	$0	$1,000,000	$1,000,000	**$2,000,000**
Transportation Fund	$720,000	$0	$0	**$720,000**
Total	**$720,000**	**$6,670,000**	**$6,670,000**	**$14,060,000**

WASTEWATER CAPITAL

FY26 - FY35 WASTEWATER CAPITAL Projects

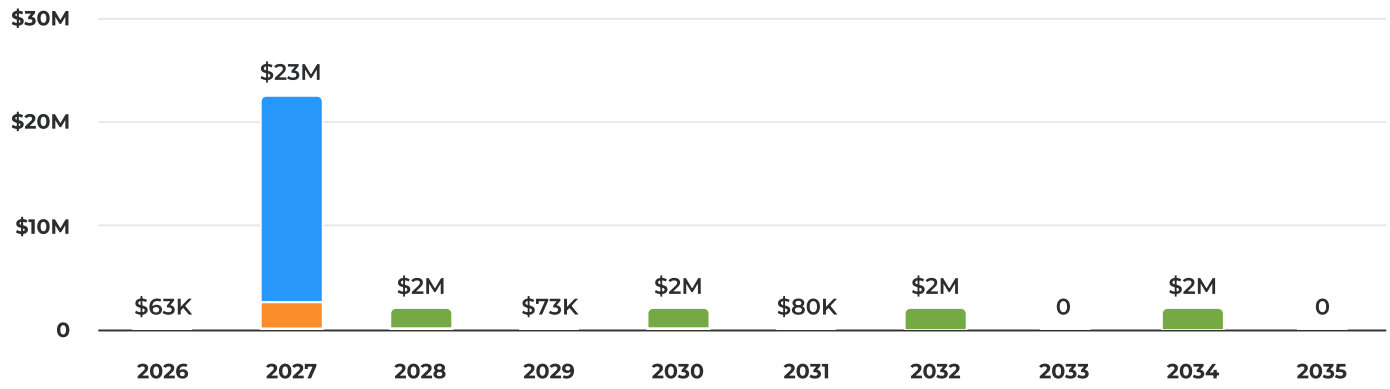

Regional Wastewater Treatment Plant	**$20,000,000**	64.67%
Wastewater Plant Investment Program	**$8,000,000**	25.87%
Hwy. 257 Wastewater Extension Service Line	**$2,500,000**	8.08%
Manhole Rehabilitation Program	**$428,521**	1.39%

Summary of Requests

Category	FY2026	FY2027	FY2028	FY2029	FY2030	FY2031	FY2032	FY2033
Regional Wastewater Treatment Plant	$0	$20,000,000	$0	$0	$0	$0	$0	$0
Wastewater Plant Investment Program	$0	$0	$2,000,000	$0	$2,000,000	$0	$2,000,000	$0
Hwy. 257 Wastewater Extension Service Line	$0	$2,500,000	$0	$0	$0	$0	$0	$0
Manhole Rehabilitation Program	$63,000	$66,150	$69,458	$72,930	$76,577	$80,406	$0	$0
Total Summary of Requests	**$63,000**	**$22,566,150**	**$2,069,458**	**$72,930**	**$2,076,577**	**$80,406**	**$2,000,000**	**$0**

Category *(continued from above)*	**FY2034**
Regional Wastewater Treatment Plant	$0
Wastewater Plant Investment Program	$2,000,000
Hwy. 257 Wastewater Extension Service Line	$0
Manhole Rehabilitation Program	$0
Total Summary of Requests	**$2,000,000**

Category *(continued from above)*	**FY2035**	**Total**
Regional Wastewater Treatment Plant	$0	**$20,000,000**
Wastewater Plant Investment Program	$0	**$8,000,000**
Hwy. 257 Wastewater Extension Service Line	$0	**$2,500,000**
Manhole Rehabilitation Program	$0	**$428,521**
Total Summary of Requests	**$0**	**$30,928,521**

Hwy. 257 Wastewater Extension Service Line

Overview

Request Owner Nicholas Wharton, Town Manager

Department WASTEWATER CAPITAL

Type Capital Improvement

Project Location

Description

This project involves extending a wastewater trunk line from the Town of Windsor north along the CO Highway 257 Corridor to service the E Harmony Road and CO Highway 257 intersection and other properties along this route.

Images

2024 Budget.jpg

Details

Type of Project: New Construction

Capital Cost

FY2026 Budget	Total Budget (all years)	Project Total
$0	**$2.5M**	**$2.5M**

Detailed Breakdown

Category	FY2027 *Proposed*	Total
Construction	$2,500,000	**$2,500,000**
Total	**$2,500,000**	**$2,500,000**

Funding Sources

FY2026 Budget	Total Budget (all years)	Project Total
$0	**$2.5M**	**$2.5M**

Detailed Breakdown

Category	FY2027 *Proposed*	Total
Wastewater Fund - Unrestricted	$2,500,000	**$2,500,000**
Total	**$2,500,000**	**$2,500,000**

Manhole Rehabilitation Program

Overview

Request Owner Nicholas Wharton, Town Manager

Department WASTEWATER CAPITAL

Type Capital Improvement

Description

A rehabilitation program will be implemented to repair and maintain wastewater manholes throughout the town.

Images

2024 Budget.jpg

Details

Type of Project: Rehabilitation

Capital Cost

FY2026 Budget
$63K

Total Budget (all years)
$429K

Project Total
$429K

Detailed Breakdown

Category	FY2026 *Proposed*	FY2027 *Proposed*	FY2028 *Proposed*	FY2029 *Proposed*	FY2030 *Proposed*	FY2031 *Proposed*	Total
Construction	$63,000	$66,150	$69,458	$72,930	$76,577	$80,406	**$428,521**
Total	**$63,000**	**$66,150**	**$69,458**	**$72,930**	**$76,577**	**$80,406**	**$428,521**

Funding Sources

FY2026 Budget
$63K

Total Budget (all years)
$429K

Project Total
$429K

Detailed Breakdown

Category	FY2026 *Proposed*	FY2027 *Proposed*	FY2028 *Proposed*	FY2029 *Proposed*	FY2030 *Proposed*	FY2031 *Proposed*	Total
Wastewater Fund - Unrestricted	$63,000	$66,150	$69,458	$72,930	$76,577	$80,406	**$428,521**
Total	**$63,000**	**$66,150**	**$69,458**	**$72,930**	**$76,577**	**$80,406**	**$428,521**

Regional Wastewater Treatment Plant

Overview

Request Owner Nicholas Wharton, Town Manager

Department WASTEWATER CAPITAL

Type Capital Improvement

Project Location

Description

The Town of Severance will partner with the Town of Windsor to increase the size of its newly designed wastewater treatment facility to become a regional facility that treats the Town of Severance, City of Greeley, and Town of Windsor.

Images

2024 Budget.jpg

Details

Type of Project: Improvement

Capital Cost

FY2026 Budget	Total Budget (all years)	Project Total
$0	**$20M**	**$20M**

Detailed Breakdown

Category	FY2027 *Proposed*	Total
Construction	$20,000,000	**$20,000,000**
Total	**$20,000,000**	**$20,000,000**

Funding Sources

FY2026 Budget	Total Budget (all years)	Project Total
$0	**$20M**	**$20M**

Detailed Breakdown

Category	FY2027 *Proposed*	Total
Bonding	$20,000,000	**$20,000,000**
Total	**$20,000,000**	**$20,000,000**

Wastewater Plant Investment Program

Overview

Request Owner Nicholas Wharton, Town Manager

Department WASTEWATER CAPITAL

Type Capital Improvement

Project Location

Description

The Town must purchase additional capacity for wastewater treatment in the Town of Windsor regional facility. The purchase is made annually and determined based on projected growth.

Images

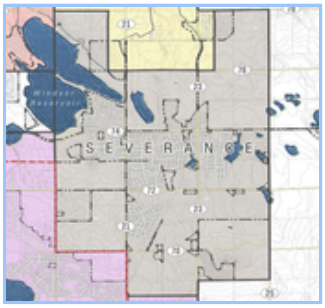

2024 Budget.jpg

Details

Type of Project: Plant Investments

Capital Cost

FY2026 Budget
$0

Total Budget (all years)
$8M

Project Total
$8M

Detailed Breakdown

Category	FY2028 *Proposed*	FY2030 *Proposed*	FY2032 *Proposed*	FY2034 *Proposed*	Total
Plant Investments	$2,000,000	$2,000,000	$2,000,000	$2,000,000	**$8,000,000**
Total	**$2,000,000**	**$2,000,000**	**$2,000,000**	**$2,000,000**	**$8,000,000**

Funding Sources

FY2026 Budget
$0

Total Budget (all years)
$8M

Project Total
$8M

Detailed Breakdown

Category	FY2028 *Proposed*	FY2030 *Proposed*	FY2032 *Proposed*	FY2034 *Proposed*	Total
Wastewater Fund - Impact Fees	$2,000,000	$2,000,000	$2,000,000	$2,000,000	**$8,000,000**
Total	**$2,000,000**	**$2,000,000**	**$2,000,000**	**$2,000,000**	**$8,000,000**

WATER CAPITAL

FY26 - FY35 WATER CAPITAL Projects

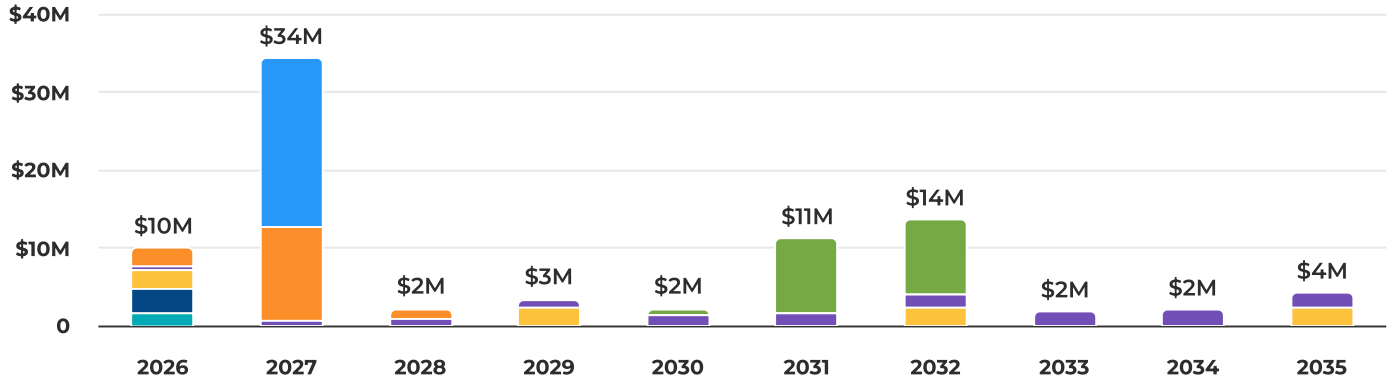

VITA H20 Project	**$21,600,000**	25.59%
Emergency Water System Interconnection	**$19,900,000**	23.57%
Cobb Lake Regional Water Treatment Plant	**$15,995,624**	18.95%
Northern Integrated Supply Project (NISP) Program	**$13,227,869**	15.67%
Water Plant Investment Program	**$8,900,000**	10.54%
Downtown Waterline Replacement	**$3,325,000**	3.94%
South Waterline Loop	**$1,472,810**	1.74%

Summary of Requests

Category	FY2026	FY2027	FY2028	FY2029	FY2030	FY2031	FY2032
VITA H20 Project	$0	$21,600,000	$0	$0	$0	$0	$0
Emergency Water System Interconnection	$0	$0	$0	$0	$700,000	$9,600,000	$9,600,000
Cobb Lake Regional Water Treatment Plant	$2,485,624	$12,100,000	$1,410,000	$0	$0	$0	$0
Northern Integrated Supply Project (NISP) Program	$467,690	$552,762	$744,771	$1,041,262	$1,400,585	$1,583,903	$1,712,391
Water Plant Investment Program	$2,225,000	$0	$0	$2,225,000	$0	$0	$2,225,000
Downtown Waterline Replacement	$3,325,000	$0	$0	$0	$0	$0	$0
South Waterline Loop	$1,472,810	$0	$0	$0	$0	$0	$0
Total Summary of Requests	**$9,976,124**	**$34,252,762**	**$2,154,771**	**$3,266,262**	**$2,100,585**	**$11,183,903**	**$13,537,391**

Category *(continued from above)*	**FY2033**
VITA H20 Project	$0

Category *(continued from above)*	**FY2033**
Emergency Water System Interconnection	$0
Cobb Lake Regional Water Treatment Plant	$0
Northern Integrated Supply Project (NISP) Program	$1,783,641
Water Plant Investment Program	$0
Downtown Waterline Replacement	$0
South Waterline Loop	$0
Total Summary of Requests	**$1,783,641**

Category *(continued from above)*	**FY2034**	**FY2035**	**Total**
VITA H20 Project	$0	$0	**$21,600,000**
Emergency Water System Interconnection	$0	$0	**$19,900,000**
Cobb Lake Regional Water Treatment Plant	$0	$0	**$15,995,624**
Northern Integrated Supply Project (NISP) Program	$1,970,361	$1,970,503	**$13,227,869**
Water Plant Investment Program	$0	$2,225,000	**$8,900,000**
Downtown Waterline Replacement	$0	$0	**$3,325,000**
South Waterline Loop	$0	$0	**$1,472,810**
Total Summary of Requests	**$1,970,361**	**$4,195,503**	**$84,421,303**

Cobb Lake Regional Water Treatment Plant

Overview

Request Owner Nicholas Wharton, Town Manager

Department WATER CAPITAL

Type Capital Improvement

Project Location

Description

As part of the Cobb Lake Regional Water Treatment Authority (CLRWTA), the Town has partnered with Windsor, Fort Collins Loveland Water District, and Eaton to purchase land for a future water treatment facility site at WCR90 and WCR13. This project includes a treatment facility and the transmission lines in each partnering entity's jurisdiction.

Images

2024 Budget.jpg

Details

Type of Project: New Construction

Capital Cost

FY2026 Budget	Total Budget (all years)	Project Total
$2.49M	**$16M**	**$16M**

Detailed Breakdown

Category	FY2026 *Proposed*	FY2027 *Proposed*	FY2028 *Proposed*	Total
Construction	$2,485,624	$12,100,000	$1,410,000	**$15,995,624**
Total	**$2,485,624**	**$12,100,000**	**$1,410,000**	**$15,995,624**

Funding Sources

FY2026 Budget
$2.49M

Total Budget (all years)
$16M

Project Total
$16M

Detailed Breakdown

Category	FY2026 *Proposed*	FY2027 *Proposed*	FY2028 *Proposed*	Total
Bonding	$0	$12,100,000	$0	**$12,100,000**
Water Fund - Impact Fees	$2,485,624	$0	$1,410,000	**$3,895,624**
Total	**$2,485,624**	**$12,100,000**	**$1,410,000**	**$15,995,624**

Downtown Waterline Replacement

Overview

Request Owner Nicholas Wharton, Town Manager

Department WATER CAPITAL

Type Capital Improvement

Project Location

Description

This capital project would replace the last remaining asbestos-lined waterline in the downtown area and then mill and overlay the asphalt within the project's bounds on WCR 23 from E. Harmony north to WCR 76 1/2.

Images

dsc01325-1540480638.jpg

Details

Type of Project: Improvement

Capital Cost

FY2026 Budget
$3.33M

Total Budget (all years)
$3.33M

Project Total
$3.33M

Detailed Breakdown

Category	FY2026 *Proposed*	Total
Construction	$2,820,000	**$2,820,000**
Operating Cost	$300,000	**$300,000**
Design	$115,000	**$115,000**
Engineering	$90,000	**$90,000**
Total	**$3,325,000**	**$3,325,000**

Funding Sources

FY2026 Budget	Total Budget (all years)	Project Total
$3.33M	**$3.33M**	**$3.33M**

Detailed Breakdown

Category	FY2026 *Proposed*	Total
Water Fund - Impact Fees	$3,325,000	**$3,325,000**
Total	**$3,325,000**	**$3,325,000**

Emergency Water System Interconnection

Overview

Request Owner Nicholas Wharton, Town Manager

Department WATER CAPITAL

Type Capital Improvement

Project Location

Description

This water project would allow the Town of Severance to construct an emergency water system connection to the City of Greeley's water system. This would provide a redundancy connection that would help protect the Town from a domestic water shortage during a severe drought year and provide additional protection if there was a disruption in the North Weld County Water District system.

Images

2024 Budget.jpg

Details

Type of Project: New Construction

Capital Cost

FY2026 Budget	Total Budget (all years)	Project Total
$0	**$19.9M**	**$19.9M**

Detailed Breakdown

Category	FY2030 *Proposed*	FY2031 *Proposed*	FY2032 *Proposed*	Total
Construction	$0	$8,000,000	$8,000,000	**$16,000,000**
Contingency	$0	$1,600,000	$1,600,000	**$3,200,000**
Land/Right-of-way	$500,000	$0	$0	**$500,000**
Engineering	$200,000	$0	$0	**$200,000**
Total	**$700,000**	**$9,600,000**	**$9,600,000**	**$19,900,000**

Funding Sources

FY2026 Budget	Total Budget (all years)	Project Total
$0	**$19.9M**	**$19.9M**

Detailed Breakdown

Category	FY2030 *Proposed*	FY2031 *Proposed*	FY2032 *Proposed*	Total
Bonding	$0	$9,600,000	$9,600,000	**$19,200,000**
Water Fund - Unrestricted	$700,000	$0	$0	**$700,000**
Total	**$700,000**	**$9,600,000**	**$9,600,000**	**$19,900,000**

Northern Integrated Supply Project (NISP) Program

Overview

Request Owner Nicholas Wharton, Town Manager

Department WATER CAPITAL

Type Capital Improvement

Project Location

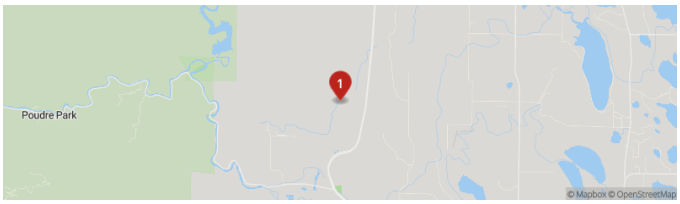

Description

The Town of Severance participates in the Northern Integrated Supply Project (NISP) and is obligated to fund the project through annual payments.

Images

2024 Budget.jpg

Details

Type of Project: NISP

Capital Cost

FY2026 Budget
$468K

Total Budget (all years)
$13.2M

Project Total
$13.2M

Detailed Breakdown

Category	FY2026 *Proposed*	FY2027 *Proposed*	FY2028 *Proposed*	FY2029 *Proposed*	FY2030 *Proposed*	FY2031 *Proposed*	FY2032 *Proposed*	FY2033 *Proposed*
Construction	$467,690	$552,762	$744,771	$1,041,262	$1,400,585	$1,583,903	$1,677,210	$1,640,269
Operating Cost	$0	$0	$0	$0	$0	$0	$35,181	$143,372
Total	**$467,690**	**$552,762**	**$744,771**	**$1,041,262**	**$1,400,585**	**$1,583,903**	**$1,712,391**	**$1,783,641**

Category *(continued from above)*	FY2034 *Proposed*	FY2035 *Proposed*	Total
Construction	$1,822,449	$1,853,803	**$12,784,704**
Operating Cost	$147,912	$116,700	**$443,165**
Total	**$1,970,361**	**$1,970,503**	**$13,227,869**

Funding Sources

FY2026 Budget
$468K

Total Budget (all years)
$13.2M

Project Total
$13.2M

Detailed Breakdown

Category	FY2026 *Proposed*	FY2027 *Proposed*	FY2028 *Proposed*	FY2029 *Proposed*	FY2030 *Proposed*	FY2031 *Proposed*	FY2032 *Proposed*	FY2033 *Proposed*
Bonding	$0	$0	$744,771	$1,041,262	$1,400,585	$1,583,903	$1,712,391	$1,783,641
Water Fund - Impact Fees	$467,690	$552,762	$0	$0	$0	$0	$0	$0
Total	**$467,690**	**$552,762**	**$744,771**	**$1,041,262**	**$1,400,585**	**$1,583,903**	**$1,712,391**	**$1,783,641**

Category *(continued from above)*	FY2034 *Proposed*	FY2035 *Proposed*	Total
Bonding	$1,970,361	$1,970,503	**$12,207,417**
Water Fund - Impact Fees	$0	$0	**$1,020,452**
Total	**$1,970,361**	**$1,970,503**	**$13,227,869**

South Waterline Loop

Overview

Request Owner Nicholas Wharton, Town Manager

Department WATER CAPITAL

Type Capital Improvement

Project Location

Description

This water project will bring redundancy to our water system by completing a southern waterline loop connecting The Overlook to the Tailholt Subdivision. In addition, this project will provide domestic water service to the newly installed concession stand and restrooms at the Community Park. The project will complete the system loop and provide better overall system pressure, and eliminate dead ends that prohibit continued service during waterline breaks.

Images

2024 Budget.jpg

Details

Type of Project: New Construction

Capital Cost

FY2026 Budget	Total Budget (all years)	Project Total
$1.47M	**$1.47M**	**$1.47M**

Detailed Breakdown

Category	FY2026 *Proposed*	Total
Construction	$1,472,810	**$1,472,810**
Total	**$1,472,810**	**$1,472,810**

Funding Sources

FY2026 Budget	Total Budget (all years)	Project Total
$1.47M	**$1.47M**	**$1.47M**

Detailed Breakdown

Category	FY2026 *Proposed*	Total
Water Fund - Impact Fees	$1,472,810	**$1,472,810**
Total	**$1,472,810**	**$1,472,810**

VITA H20 Project

Overview

Request Owner Nicholas Wharton, Town Manager

Department WATER CAPITAL

Type Capital Improvement

Project Location

Description

Vita H2O is creating new ways to reuse water in Northern Colorado, starting with existing water rights from the Fort Collins-Loveland Water District and additional non-tributary sources. By exchanging these water rights for use in different locations, such as wells or new surface diversions, Vita can access more water while maintaining fairness and legal priorities. Methods like Indirect Potable Reuse (IPR) and non-potable reuse help reduce treatment costs and improve water quality, offering a more sustainable solution for homes and businesses alike.

Non-tributary water is a game-changer for a reliable, long-term water supply. Unlike tributary sources, it's not affected by droughts or changes in streamflow, making it a more stable option. Stored in aquifers, this water is protected from contaminants and is consistently high-quality. By combining both surface and non-tributary supplies, Vita H2O can offer flexibility and dependability in meeting water needs. With 2,500 acre-feet of water available each year, and the ability to bank extra for the future, this resource offers a 100-year supply—ensuring a secure and sustainable water source for Northern Colorado for generations to come.

Images

VITA H2O

Details

Type of Project: New Construction

Capital Cost

FY2026 Budget	Total Budget (all years)	Project Total
$0	**$21.6M**	**$21.6M**

Detailed Breakdown

Category	FY2027 *Proposed*	Total
Plant Investments	$21,600,000	**$21,600,000**
Total	**$21,600,000**	**$21,600,000**

Funding Sources

FY2026 Budget	Total Budget (all years)	Project Total
$0	**$21.6M**	**$21.6M**

Detailed Breakdown

Category	FY2027 *Proposed*	Total
Bonding	$21,600,000	**$21,600,000**
Total	**$21,600,000**	**$21,600,000**

Water Plant Investment Program

Overview

Request Owner Nicholas Wharton, Town Manager

Department WATER CAPITAL

Type Capital Improvement

Project Location

Description

This program purchases additional flow capacity from the North Weld County Water District or another district to serve potable water through the Town's distribution infrastructure.

Images

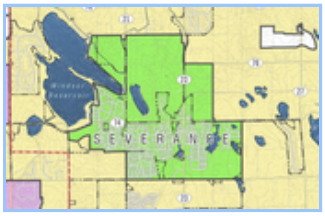

2024 Budget.jpg

Details

Type of Project: Plant Investments

Capital Cost

FY2026 Budget
$2.23M

Total Budget (all years)
$8.9M

Project Total
$8.9M

Detailed Breakdown

Category	FY2026 *Proposed*	FY2029 *Proposed*	FY2032 *Proposed*	FY2035 *Proposed*	Total
Plant Investments	$2,225,000	$2,225,000	$2,225,000	$2,225,000	**$8,900,000**
Total	**$2,225,000**	**$2,225,000**	**$2,225,000**	**$2,225,000**	**$8,900,000**

Funding Sources

FY2026 Budget
$2.23M

Total Budget (all years)
$8.9M

Project Total
$8.9M

Detailed Breakdown

Category	FY2026 *Proposed*	FY2029 *Proposed*	FY2032 *Proposed*	FY2035 *Proposed*	Total
Water Fund - Impact Fees	$2,225,000	$2,225,000	$2,225,000	$2,225,000	**$8,900,000**
Total	**$2,225,000**	**$2,225,000**	**$2,225,000**	**$2,225,000**	**$8,900,000**

Appendix

Glossary

Abatement: A reduction or elimination of a real or personal property tax, motor vehicle excise, a fee, charge, or special assessment imposed by a governmental unit. Granted only on application of the person seeking the abatement and only by the committing governmental unit.

Accounting System: The total structure of records and procedures that identify record, classify, and report information on the financial position and operations of a governmental unit or any of its funds, account groups, and organizational components.

Accrued Interest: The amount of interest that has accumulated on the debt since the date of the last interest payment, and on the sale of a bond, the amount accrued up to but not including the date of delivery (settlement date). (See Interest)

ACFR: Annual Comprehensive Financial Report - A detailed report of an organization's financial activities and performance over the fiscal year.

Amortization: The gradual repayment of an obligation over time and in accordance with a predetermined payment schedule.

Appropriation: A legal authorization from the community's legislative body to expend money and incur obligations for specific public purposes. An appropriation is usually limited in amount and as to the time period within which it may be expended.

Arbitrage: As applied to municipal debt, the investment of tax-exempt bonds or note proceeds in higher yielding, taxable securities. Section 103 of the Internal Revenue Service (IRS) Code restricts this practice and requires (beyond certain limits) that earnings be rebated (paid) to the IRS.

Assessed Valuation: A value assigned to real estate or other property by a government as the basis for levying taxes.

Assets: Items owned by an organization that have economic value, such as cash, investments, property, and equipment.

Audit: An examination of a community's financial systems, procedures, and data by a certified public accountant (independent auditor), and a report on the fairness of financial statements and on local compliance with statutes and regulations. The audit serves as a valuable management tool in evaluating the fiscal performance of a community.

Audit Report: Prepared by an independent auditor, an audit report includes: (a) a statement of the scope of the audit; (b) explanatory comments as to application of auditing procedures; (c) findings and opinions. It is almost always accompanied by a management letter which contains supplementary comments and recommendations.

Available Funds: Balances in the various fund types that represent non-recurring revenue sources. As a matter of sound practice, they are frequently appropriated to meet unforeseen expenses, for capital expenditures or other one-time costs.

Balance Sheet: A statement that discloses the assets, liabilities, reserves and equities of a fund or governmental unit at a specified date.

Betterments (Special Assessments): Whenever a specific area of a community receives benefit from a public improvement (e.g., water, sewer, sidewalk, etc.), special property taxes may be assessed to reimburse the governmental entity for all or part of the costs it incurred. Each parcel receiving benefit from the improvement is assessed for its proportionate share of the cost of such improvements. The proportionate share may be paid in full or the property owner may request that the assessors apportion the betterment over 20 years. Over the life of the betterment, one year's

apportionment along with one year's committed interest computed from October 1 to October 1 is added to the tax bill until the betterment has been paid.

Bond: A means to raise money through the issuance of debt. A bond issuer/borrower promises in writing to repay a specified sum of money, alternately referred to as face value, par value or bond principal, to the buyer of the bond on a specified future date (maturity date), together with periodic interest at a specified rate. The term of a bond is always greater than one year. (See Note)

Bond and Interest Record: (Bond Register) – The permanent and complete record maintained by a treasurer for each bond issue. It shows the amount of interest and principal coming due each date and all other pertinent information concerning the bond issue.

Bonds Authorized and Unissued: Balance of a bond authorization not yet sold. Upon completion or abandonment of a project, any remaining balance of authorized and unissued bonds may not be used for other purposes, but must be rescinded by the community's legislative body to be removed from community's books.

Bond Issue: Generally, the sale of a certain number of bonds at one time by a governmental unit.

Bond Rating (Municipal): A credit rating assigned to a municipality to help investors assess the future ability, legal obligation, and willingness of the municipality (bond issuer) to make timely debt service payments. Stated otherwise, a rating helps prospective investors determine the level of risk associated with a given fixed-income investment. Rating agencies, such as Moody's and Standard and Poors, use rating systems, which designate a letter or a combination of letters and numerals where AAA is the highest rating and C1 is a very low rating.

Budget: A plan for allocating resources to support particular services, purposes and functions over a specified period of time. (See Performance Budget, Program Budget)

Capital Assets: All real and tangible property used in the operation of government, which is not easily converted into cash, and has an initial useful live extending beyond a single financial reporting period. Capital assets include land and land improvements; infrastructure such as roads, bridges, water and sewer lines; easements; buildings and building improvements; vehicles, machinery and equipment. Communities typically define capital assets in terms of a minimum useful life and a minimum initial cost. (See Fixed Assets)

Capital Budget: An appropriation or spending plan that uses borrowing or direct outlay for capital or fixed asset improvements. Among other information, a capital budget should identify the method of financing each recommended expenditure, i.e., tax levy or rates, and identify those items that were not recommended. (See Capital Assets, Fixed Assets)

Cash: Currency, coin, checks, postal and express money orders and bankers' drafts on hand or on deposit with an official or agent designated as custodian of cash and bank deposits.

Cash Flow: The movement of money into or out of an organization, showing its liquidity and ability to meet financial obligations.

Cash Management: The process of monitoring the ebb and flow of money in an out of municipal accounts to ensure cash availability to pay bills and to facilitate decisions on the need for short- term borrowing and investment of idle cash.

Certificate of Deposit (CD): A bank deposit evidenced by a negotiable or non-negotiable instrument, which provides on its face that the amount of such deposit plus a specified interest payable to a bearer or to any specified person on a certain specified date, at the expiration of a certain specified time, or upon notice in writing.

Classification of Real Property: Assessors are required to classify all real property according to use into one of four classes: residential, open space, commercial, and industrial. Having classified its real properties, local officials are permitted to

determine locally, within limitations established by statute and the Commissioner of Revenue, what percentage of the tax burden is to be borne by each class of real property and by personal property owners.

Collective Bargaining: The process of negotiating workers' wages, hours, benefits, working conditions, etc., between an employer and some or all of its employees, who are represented by a recognized labor union, regarding wages, hours and working conditions.

Compliance: Adherence to relevant laws, regulations, and internal policies governing financial reporting and operations.

Consumer Price Index: The statistical measure of changes, if any, in the overall price level of consumer goods and services. The index is often called the "cost-of-living index."

Cost-Benefit Analysis: A decision-making tool that allows a comparison of options based on the level of benefit derived and the cost to achieve the benefit from different alternatives.

Debt Burden: The amount of debt carried by an issuer usually expressed as a measure of value (i.e., debt as a percentage of assessed value, debt per capita, etc.). Sometimes debt burden refers to debt service costs as a percentage of the total annual budget.

Debt Service: The repayment cost, usually stated in annual terms and based on an amortization schedule, of the principal and interest on any particular bond issue.

Encumbrance: A reservation of funds to cover obligations arising from purchase orders, contracts, or salary commitments that are chargeable to, but not yet paid from, a specific appropriation account.

Enterprise Funds: An enterprise fund is a separate accounting and financial reporting mechanism for municipal services for which a fee is charged in exchange for goods or services. It allows a community to demonstrate to the public the portion of total costs of a service that is recovered through user charges and the portion that is subsidized by the tax levy, if any. With an enterprise fund, all costs of service delivery — direct, indirect, and capital costs — are identified. This allows the community to recover total service costs through user fees if it chooses. Enterprise accounting also enables communities to reserve the "surplus" or net assets unrestricted generated by the operation of the enterprise rather than closing it out to the general fund at year-end. Services that may be treated as enterprises include, but are not limited to, water, sewer, hospital, and airport services.

Equalized Valuations (EQVs): The determination of the full and fair cash value of all property in the community that is subject to local taxation.

Equity: The residual interest in the assets of an organization after deducting liabilities, representing the owners' stake in the business.

Estimated Receipts: A term that typically refers to anticipated local revenues often based on the previous year's receipts and represent funding sources necessary to support a community's annual budget. (See Local Receipts)

Exemptions: A discharge, established by statute, from the obligation to pay all or a portion of a property tax. The exemption is available to particular categories of property or persons upon the timely submission and approval of an application to the assessors. Properties exempt from taxation include hospitals, schools, houses of worship, and cultural institutions. Persons who may qualify for exemptions include disabled veterans, blind individuals, surviving spouses, and seniors.

Expenditure: An outlay of money made by municipalities to provide the programs and services within their approved budget.

Fiduciary Funds: Repository of money held by a municipality in a trustee capacity or as an agent for individuals, private organizations, other governmental units, and other funds. These include pension (and other employee benefit) trust funds, investment trust funds, private- purpose trust funds, and agency funds.

Financial Statements: Reports summarizing an organization's financial activities and position, including the balance sheet, income statement, and cash flow statement.

Fiscal Year: The 12-month period for which an organization plans the use of its funds, typically not the same as the calendar year.

Fixed Assets: Long-lived, assets such as buildings, equipment and land obtained or controlled as a result of past transactions or circumstances.

Fixed Costs: Costs that are legally or contractually mandated such as retirement, FICA/Social Security, insurance, debt service costs or interest on loans.

Float: The difference between the bank balance for a local government's account and its book balance at the end of the day. The primary factor creating float is clearing time on checks and deposits. Delays in receiving deposit and withdrawal information also influence float.

Full Faith and Credit: A pledge of the general taxing powers for the payment of governmental obligations. Bonds carrying such pledges are usually referred to as general obligation or full faith and credit bonds.

Fund: An accounting entity with a self-balancing set of accounts that are segregated for the purpose of carrying on identified activities or attaining certain objectives in accordance with specific regulations, restrictions, or limitations.

Fund Accounting: Organizing financial records into multiple, segregated locations for money. A fund is a distinct entity within the municipal government in which financial resources and activity (assets, liabilities, fund balances, revenues, and expenditures) are accounted for independently in accordance with specific regulations, restrictions or limitations. Examples of funds include the general fund and enterprise funds. Communities whose accounting records are organized according to the Uniform Municipal Accounting System (UMAS) use multiple funds.

GAAP: Generally Accepted Accounting Principles - Standard accounting principles, standards, and procedures that companies use to compile their financial statements.

GASB 34: A major pronouncement of the Governmental Accounting Standards Board that establishes new criteria on the form and content of governmental financial statements. GASB 34 requires a report on overall financial health, not just on individual funds. It requires more complete information on the cost of delivering value estimates on public infrastructure assets, such as bridges, road, sewers, etc. It also requires the presentation of a narrative statement the government's financial performance, trends and prospects for the future.

GASB 45: This is another Governmental Accounting Standards Board major pronouncement that each public entity account for and report other postemployment benefits in its accounting statements. Through actuarial analysis, municipalities must identify the true costs of the OPEB earned by employees over their estimated years of actual service.

General Fund: The fund used to account for most financial resources and activities governed by the normal appropriation process.

General Obligation Bonds: Bonds issued by a municipality for purposes allowed by statute that are backed by the full faith and credit of its taxing authority.

Governing Body: A board, committee, commission, or other executive or policymaking body of a municipality or school district.

Indirect Cost: Costs of a service not reflected in the operating budget of the entity providing the service. An example of an indirect cost of providing water service would be the value of time spent by non-water department employees processing water bills. A determination of these costs is necessary to analyze the total cost of service delivery. The matter of indirect costs arises most often in the context of enterprise funds.

Internal Controls: Policies and procedures implemented by an organization to ensure the reliability of financial reporting and compliance with laws and regulations, aiming to prevent fraud and errors.

Interest: Compensation paid or to be paid for the use of money, including amounts payable at periodic intervals or discounted at the time a loan is made. In the case of municipal bonds, interest payments accrue on a day-to-day basis, but are paid every six months.

Interest Rate: The interest payable, expressed as a percentage of the principal available for use during a specified period of time. It is always expressed in annual terms.

Investments: Securities and real estate held for the production of income in the form of interest, dividends, rentals or lease payments. The term does not include fixed assets used in governmental operations.

Liabilities: Debts or obligations owed by an organization, including loans, accounts payable, and accrued expenses.

Line Item Budget: A budget that separates spending into categories, or greater detail, such as supplies, equipment, maintenance, or salaries, as opposed to a program budget.

Local Aid: Revenue allocated by the state or counties to municipalities and school districts.

Maturity Date: The date that the principal of a bond becomes due and payable in full.

Municipal(s): (As used in the bond trade) "Municipal" refers to any state or subordinate governmental unit. "Municipals" (i.e., municipal bonds) include not only the bonds of all political subdivisions, such as cities, towns, school districts, special districts, counties but also bonds of the state and agencies of the state.

Net Income: The difference between an organization's revenues and expenses, representing its profit or loss for a specific period.

Note: A short-term loan, typically with a maturity date of a year or less.

Objects of Expenditures: A classification of expenditures that is used for coding any department disbursement, such as “personal services,” “expenses,” or “capital outlay.”

Official Statement: A document prepared for potential investors that contains information about a prospective bond or note issue and the issuer. The official statement is typically published with the notice of sale. It is sometimes called an offering circular or prospectus.

Operating Budget: A plan of proposed expenditures for personnel, supplies, and other expenses for the coming fiscal year.

Overlapping Debt: A community's proportionate share of the debt incurred by an overlapping government entity, such as a regional school district, regional transit authority, etc.

Performance Budget: A budget that stresses output both in terms of economy and efficiency.

Principal: The face amount of a bond, exclusive of accrued interest.

Program: A combination of activities to accomplish an end.

Program Budget: A budget that relates expenditures to the programs they fund. The emphasis of a program budget is on output.

Proprietary Funds: Funds used to record the financial transactions of governmental entities when they engage in activities that are intended to recover the cost of providing goods or services to the general public on a user-fee basis.

Purchased Services: The cost of services that are provided by a vendor.

Refunding of Debt: Transaction where one bond issue is redeemed and replaced by a new bond issue under conditions generally more favorable to the issuer.

Reserve Fund: An amount set aside annually within the budget of a town to provide a funding source for extraordinary or unforeseen expenditures.

Revaluation: The assessors of each community are responsible for developing a reasonable and realistic program to achieve the fair cash valuation of property in accordance with constitutional and statutory requirements. The nature and extent of that program will depend on the assessors' analysis and consideration of many factors, including, but not limited to, the status of the existing valuation system, the results of an in-depth sales ratio study, and the accuracy of existing property record information.

Revenues: Inflows of resources or other enhancements of assets of an organization, usually from sales of goods or services.

Revenue Anticipation Note (RAN): A short-term loan issued to be paid off by revenues, such as tax collections and state aid. RANs are full faith and credit obligations.

Revenue Bond: A bond payable from and secured solely by specific revenues and thereby not a full faith and credit obligation.

Revolving Fund: Allows a community to raise revenues from a specific service and use those revenues without appropriation to support the service.

Sale of Real Estate Fund: A fund established to account for the proceeds of the sale of municipal real estate other than proceeds acquired through tax title foreclosure.

Stabilization Fund: A fund designed to accumulate amounts for capital and other future spending purposes, although it may be appropriated for any lawful purpose.

Surplus Revenue: The amount by which cash, accounts receivable, and other assets exceed liabilities and reserves.

Tax Rate: The amount of property tax stated in terms of a unit of the municipal tax base; for example, $14.80 per $1,000 of assessed valuation of taxable real and personal property.

Tax Title Foreclosure: The procedure initiated by a municipality to obtain legal title to real property already in tax title and on which property taxes are overdue.

Trust Fund: In general, a fund for money donated or transferred to a municipality with specific instructions on its use. As custodian of trust funds, the treasurer invests and expends such funds as stipulated by trust agreements, as directed by the commissioners of trust funds or by the community's legislative body. Both principal and interest may be used if the trust is established as an expendable trust. For nonexpendable trust funds, only interest (not principal) may be expended as directed.

Uncollected Funds: Recently deposited checks included in an account's balance but drawn on other banks and not yet credited by the Federal Reserve Bank or local clearinghouse to the bank cashing the checks. (These funds may not be

loaned or used as part of the bank's reserves and they are not available for disbursement.)

Undesignated Fund Balance: Monies in the various government funds as of the end of the fiscal year that are neither encumbered nor reserved, and are therefore available for expenditure once certified as part of free cash.

Unreserved Fund Balance (Surplus Revenue Account): The amount by which cash, accounts receivable, and other assets exceed liabilities and restricted reserves. It is akin to a "stockholders' equity" account on a corporate balance sheet. It is not, however, available for appropriation in full because a portion of the assets listed as "accounts receivable" may be taxes receivable and uncollected. (See Free Cash)

Valuation (100 Percent): The legal requirement that a community's assessed value on property must reflect its market, or full and fair cash value.

Request Title	Costs Category
Community Park	Construction
E Harmony and WCR 23 Traffic Signal	Design
E Harmony and WCR 23 Traffic Signal	Engineering
E Harmony and WCR 23 Traffic Signal	Land/Right-of-way
E Harmony and WCR 23 Traffic Signal	Construction/Maintenance
Great Western Trail Paving	Construction
Regional Wastewater Treatment Plant	Construction
Downtown Waterline Replacement	Design
Downtown Waterline Replacement	Engineering
Downtown Waterline Replacement	Construction
Downtown Waterline Replacement	Operating Cost

Department	FY2026 10/15/25	FY2026 11/11/25	FY2027 10/15/25
PARKS/GREEN SPACE - CIP	$ -	$ 3,500,000	$ 5,000,000
STREETS/MAINTENANCE - CIP	$ -	$ 260,000	$ -
STREETS/MAINTENANCE - CIP	$ 150,000	$ 260,000	$ -
STREETS/MAINTENANCE - CIP	$ -	$ 75,000	$ -
STREETS/MAINTENANCE - CIP	$ 2,000,000	$ 2,600,000	$ -
PARKS/GREEN SPACE - CIP	$ -	$ 220,000	$ -
WASTEWATER CAPITAL	$ -	$ -	$ 25,000,000
WATER CAPITAL	$ -	$ 115,000	$ -
WATER CAPITAL	$ 175,000	$ 90,000	$ -
WATER CAPITAL	$ 7,125,000	$ 2,820,000	$ -
WATER CAPITAL	$ -	$ 300,000	$ -

Totals	10/15/2025	11/11/2025	Difference
FY2026	$ 9,450,000	$ 10,240,000	**$ 790,000**
FY2027	$ 30,000,000	$ 23,000,000	**$ (7,000,000)**

FY2027 11/11/25
$ 3,000,000
$ –
$ –
$ –
$ –
$ –
$ 20,000,000
$ –
$ –
$ –
$ –

Description	Account ID	Account Type	Fund
Water Sales- Water Bills	51-34-1000-0	Revenue	WATER FUND
Wastewater Treatment Fees	52-34-1000-0	Revenue	WASTEWATER FUND
Other Professional Fees	10-44-2990-0	Expense	GENERAL FUND
Computer Support and Maint	10-44-4330-0	Expense	GENERAL FUND
Contract Police Services	10-51-2900-0	Expense	GENERAL FUND

Department	10/15/2025	11/11/2025	Difference
WATER ADMINISTRATION	$ 2,923,200.00	$ 2,895,200.00	$ (28,000.00)
WASTEWATER ADMINISTRATION	$ 1,612,200.00	$ 1,596,700.00	$ (15,500.00)
MANAGEMENT	$ 5,000.00	$ 7,000.00	$ 2,000.00
MANAGEMENT	$ 352,600.00	$ 356,630.00	$ 4,030.00
PUBLIC SAFETY	$ 35,000.00	$ 40,215.00	$ 5,215.00