TOWN COUNCIL WORK SESSION & MEETING
Zoom Webinar and Town Council Chamber
3 S. Timber Ridge Parkway, Severance, CO 80550

AGENDA
TOWN COUNCIL WORK SESSION & MEETING 2022-14
Tuesday, July 26, 2022, at 6:00 PM

A. CALL TO ORDER WORK SESSION

The Goal of the Work Session is to have the Town Council receive information on topics of Town business from the Town Manager, Town Attorney and Town Staff in order to exchange ideas and opinions regarding these topics.

1. **Pledge of Allegiance**

2. **Northern Water Discussion**

   •
   • Staff Presentation:

B. CALL TO ORDER REGULAR MEETING

1. **Roll Call**

2. **Agenda Review by Town Manager**

3. **Consent Calendar**

   The Consent Calendar is intended to allow the Town Council to spend time and energy on the important items and not routine actions. A Council Member may request an item on this calendar to be "pulled" off the Consent Calendar and considered separately as a regular agenda item. Items remaining on the Consent Calendar will be approved by Town Council with one vote.

   a. 7.12.22 Minutes
   b. June 2022 Payables
   c. June Financial Statement

4. **Approval of Agenda**

5. **Public Comment**

   The purpose of the Public Comment is for members of the public to speak to the Town Council on any subject not scheduled on the agenda. To accomplish scheduled agenda items, comments should be limited to three minutes for those attending in person or an appropriate time as deemed by the Mayor. The Town Council is not obligated to make decisions or take

action on comments but may choose to schedule the matter for a later discussion. Those addressing the Town Council, please state your name and address.

6. **Communications**

   Council approval may be sought for administrative actions in association with staff reports.

   a. Town Management
   b. Town Attorney
   c. Town Staff
   d. Advisory Board Reports
   e. Town Council Members
   f. Mayor

C. TOWN COUNCIL

1. **Audit Approval**
   - Legislative
   - Staff Presentation: Nancy Mueller, Finance Director

2. **Multi-Family Requirements**: Land Use Code
   - Legislative
   - Staff Presentation: Abdul Barzak, Town Planner

3. **Ordinance 2022-14: An Ordinance of the Town Council of the Town of Severance, Colorado, Calling an Election on November 8, 2022, and Submitting to the Voters a Ballot Issue to Authorize a Use Tax on the Privilege of Storing, Using, or Consuming within the Town any Motor and other Vehicles for which Registration is Required, for the Purpose of Funding Transportation Maintenance and Improvement Projects; and to Approve the Ballot Title and Text of the Ballot Issue to be Submitted at such Election**
   - Legislative
   - Staff Presentation: Mary Lynn Macsalka, Town Attorney, Nicholas Wharton, Town Manager

4. **Ordinance 2022-16:** An Ordinance of the Town of Severance, Colorado, Amending Chapter 8 of the Severance Municipal Code Pertaining to the Designation and Regulation of truck routes in the Town; and adopting an updated truck route plan for the Town of Severance
   - Quasi-Judicial
   - Staff Presentation: Abdul Barzak, Town Planner

5. **Council Liaison Appointments**
   - Discussion
   - Staff Presentation: Nicholas Wharton, Town Manager

6. **Discussion on Virtual Participation**
   - Discussion
   - Staff Presentation: Nicholas Wharton, Town Manager

7. **Performance Evaluation for Town Attorneys**
   -
   - Staff Presentation:

D. COUNCIL MEMBER PETITIONS

Council Members may ask for items to be added to future agendas.

E. EXECUTIVE SESSION

1. **Pursuant to Colorado Revised Statutes section 24-6-402(4)(f)(I) to discuss personnel matters pertaining to the Town Manager's performance review**

F. ADJOURN

Town Council MEETING

Tuesday, July 26, 2022, 6:00 PM (MDT)

Registration URL

https://us02web.zoom.us/webinar/register/WN_2lAIq6fPQ3yl0LAxhfwNuw

Northern Water

C-BT Project Status

Severance Town Council – July 26, 2022

Upper Colorado River
April-July Most Probable Forecast (Average = 226 kAF)

- May Forecast
  - 185 kAF (82% of Avg)
- Actual YTD
  - 220 kAF (97% of Avg)

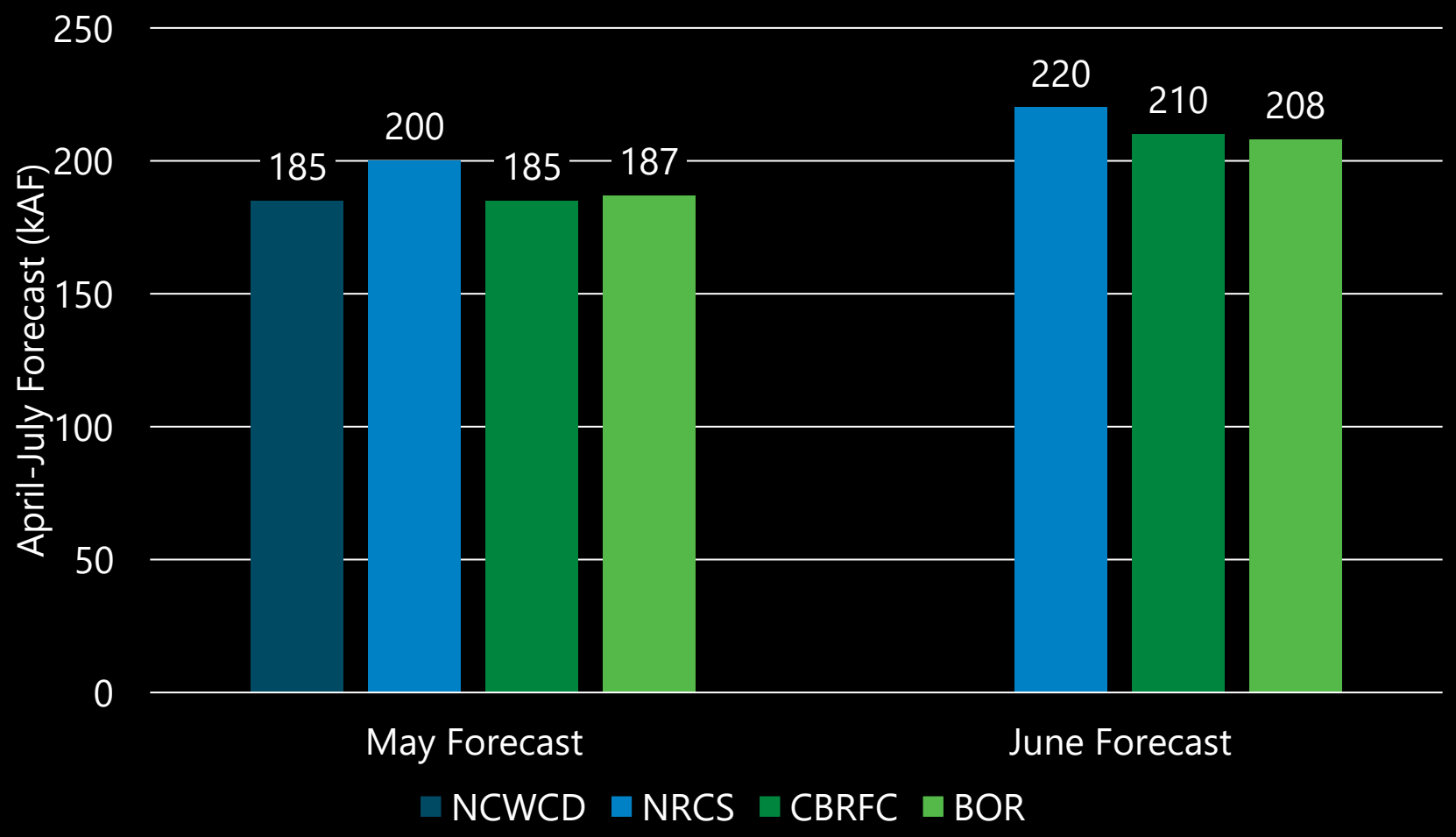

Willow Creek
April-July Most Probable Forecast (Average = 50 kAF)

- May Forecast
  - 47 kAF (94% of Avg)
- Actual YTD
  - 66 kAF (132% of Avg)

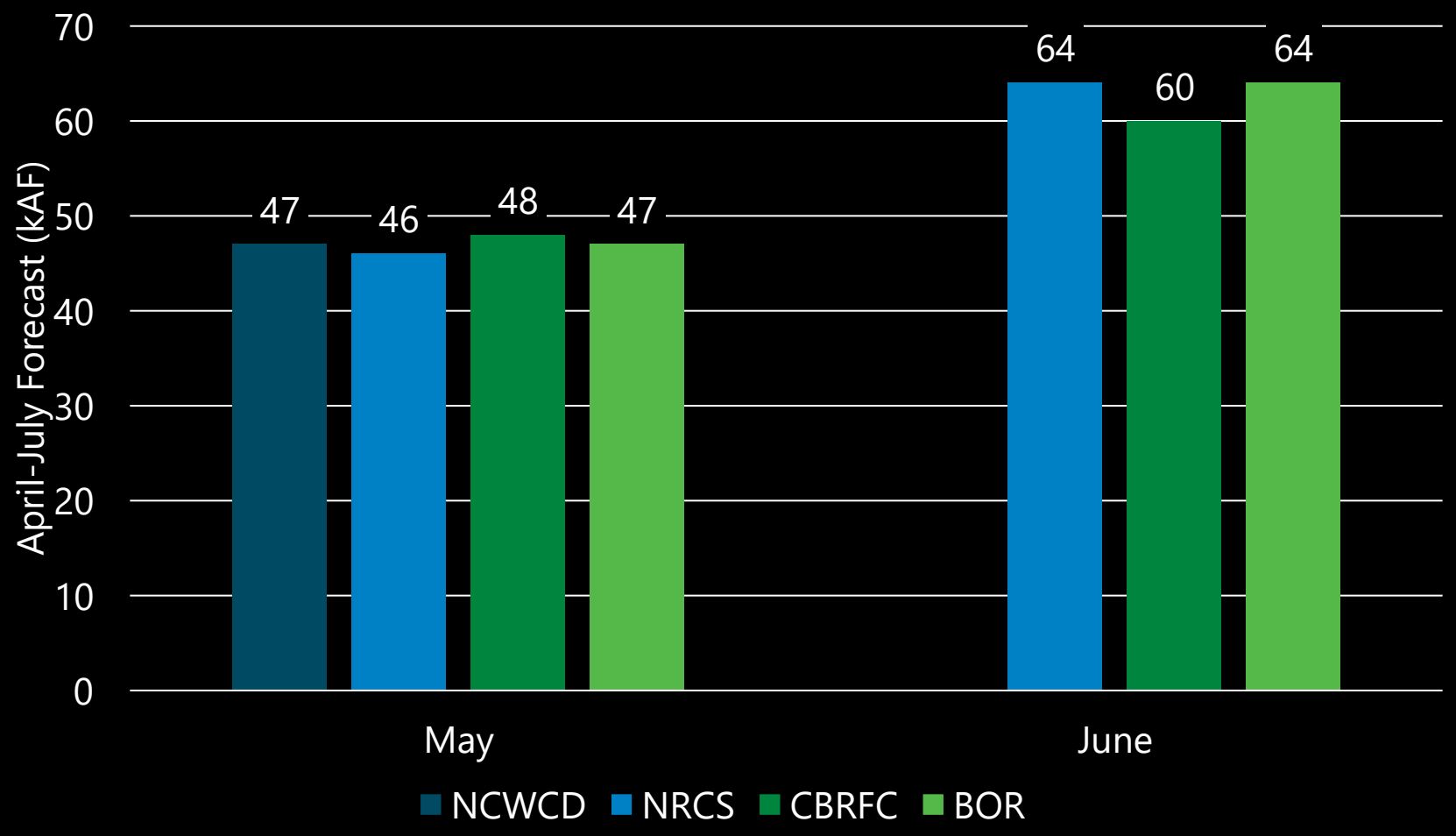

July 1 C-BT Project Total Storage

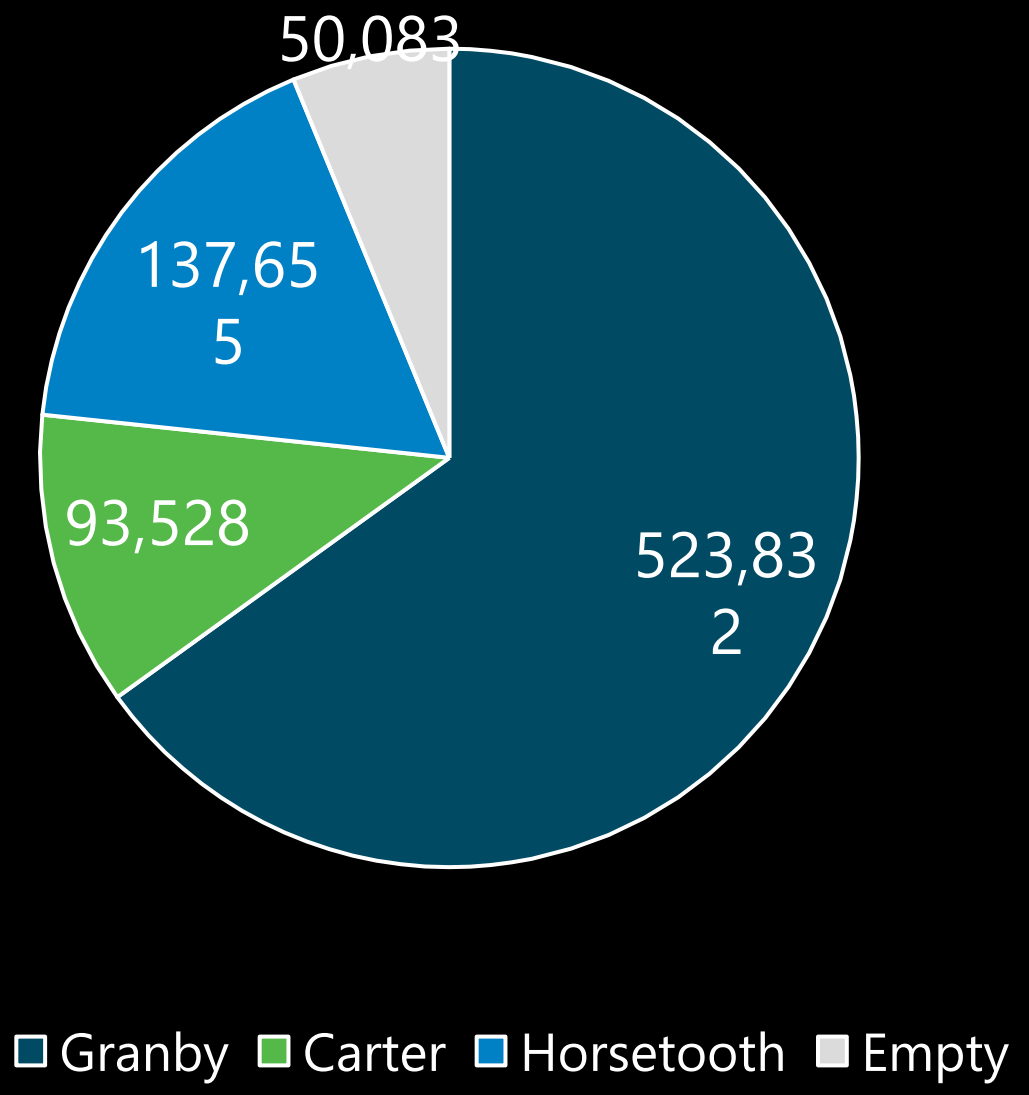

July 1 C-BT Project Total Storage

Average = 670 kAF
July 1, 2022 = 755 kAF

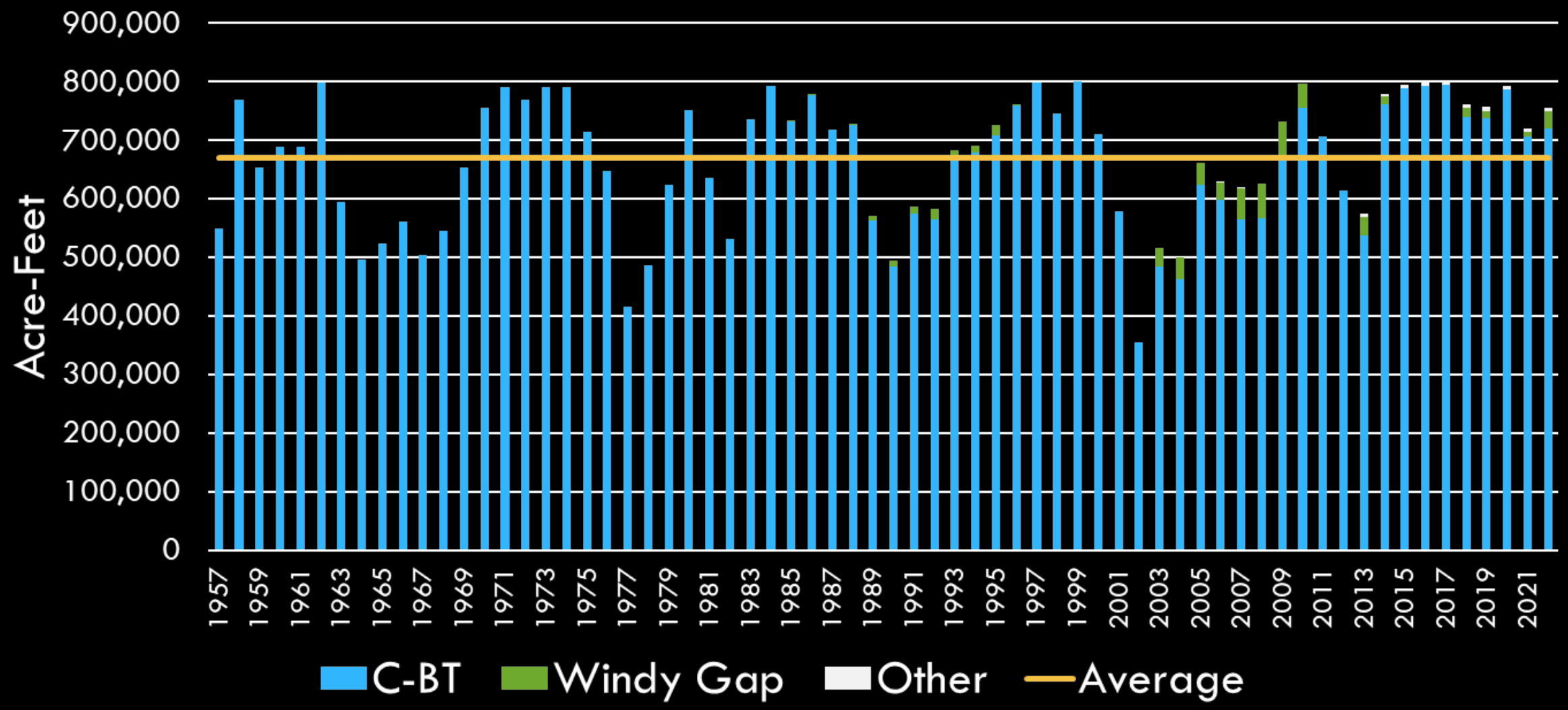

July 1 YTD C-BT Project Deliveries

- 63,806 AF delivered
- 125% of average

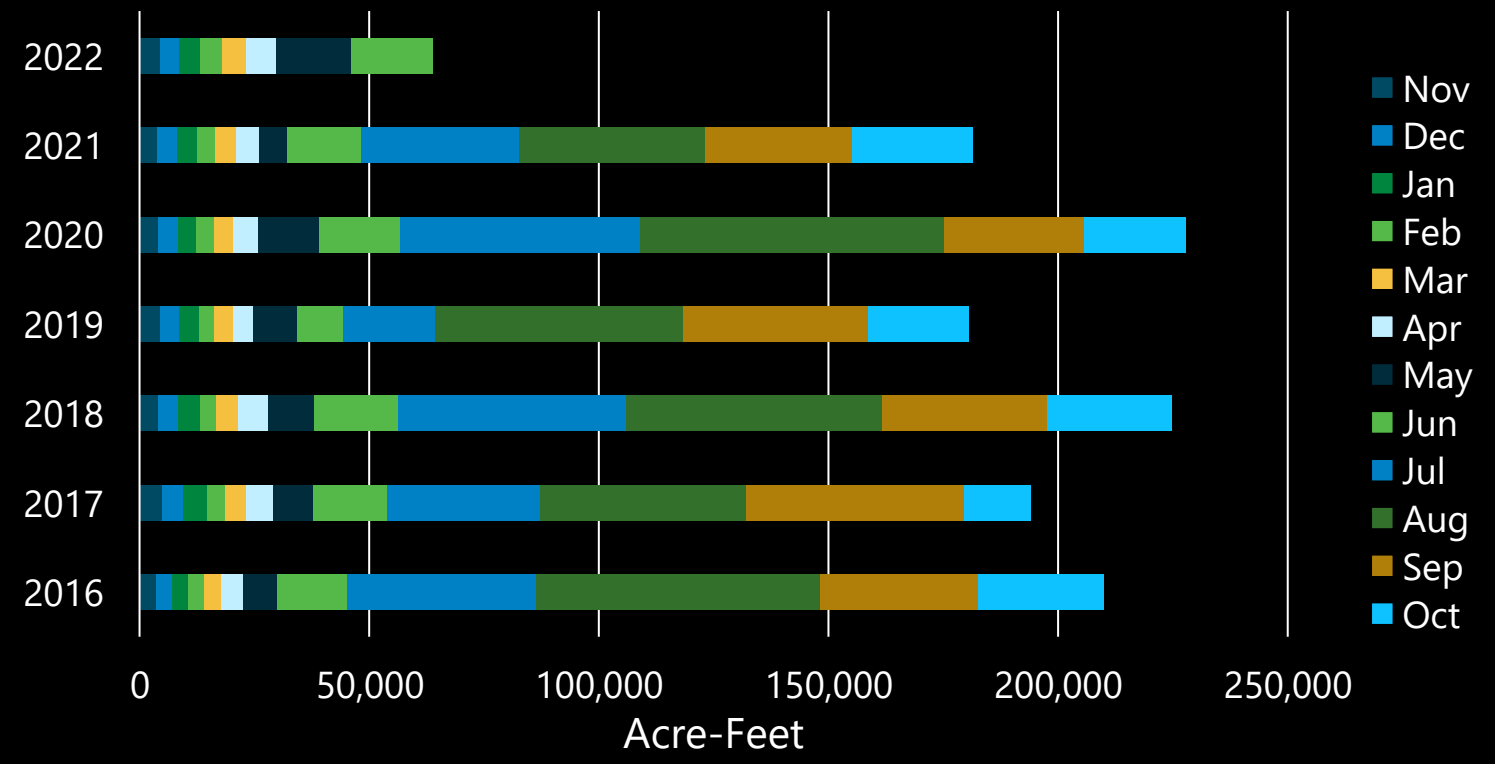

Conditions and Drought Outlook

2022 Water YTD Temperature

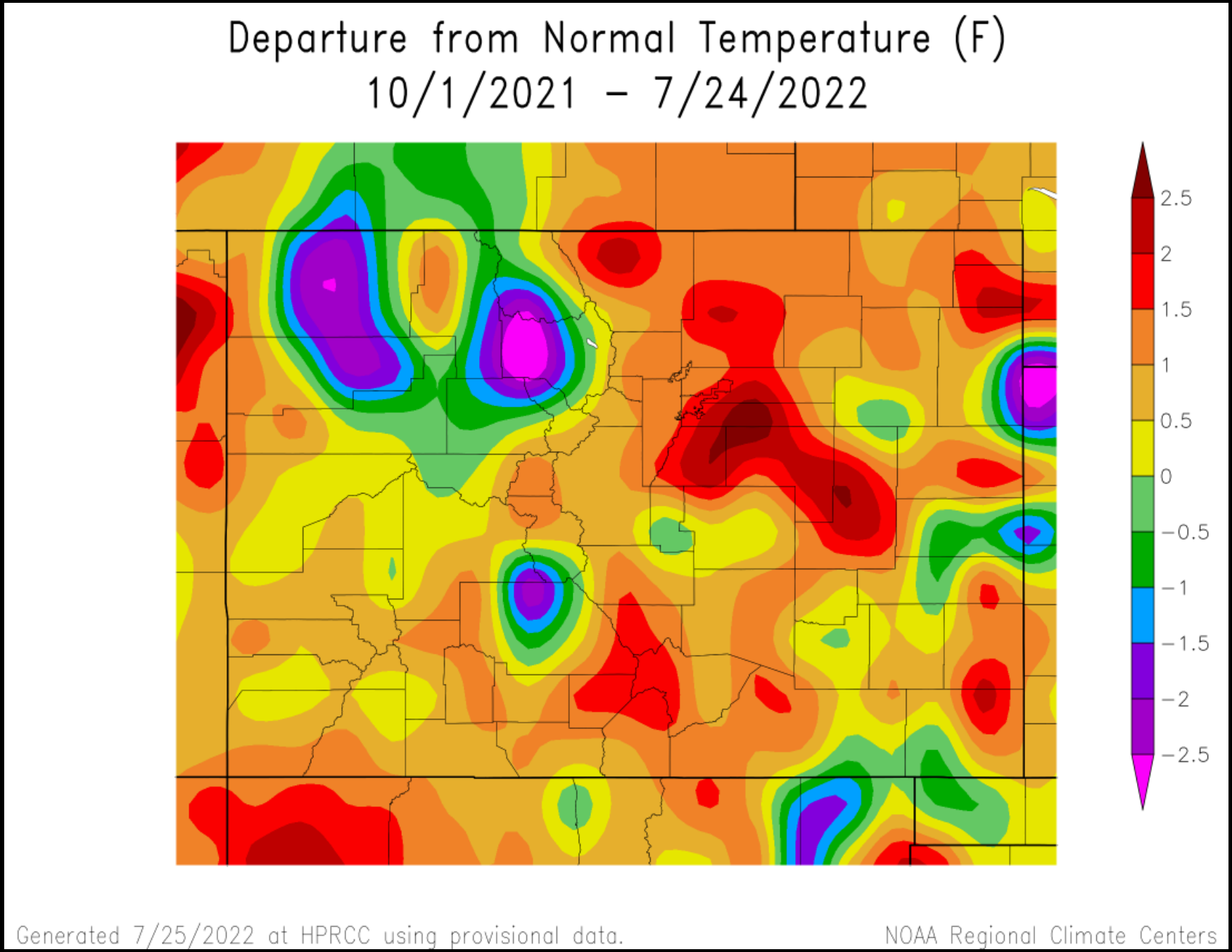

2022 Water YTD Precipitation

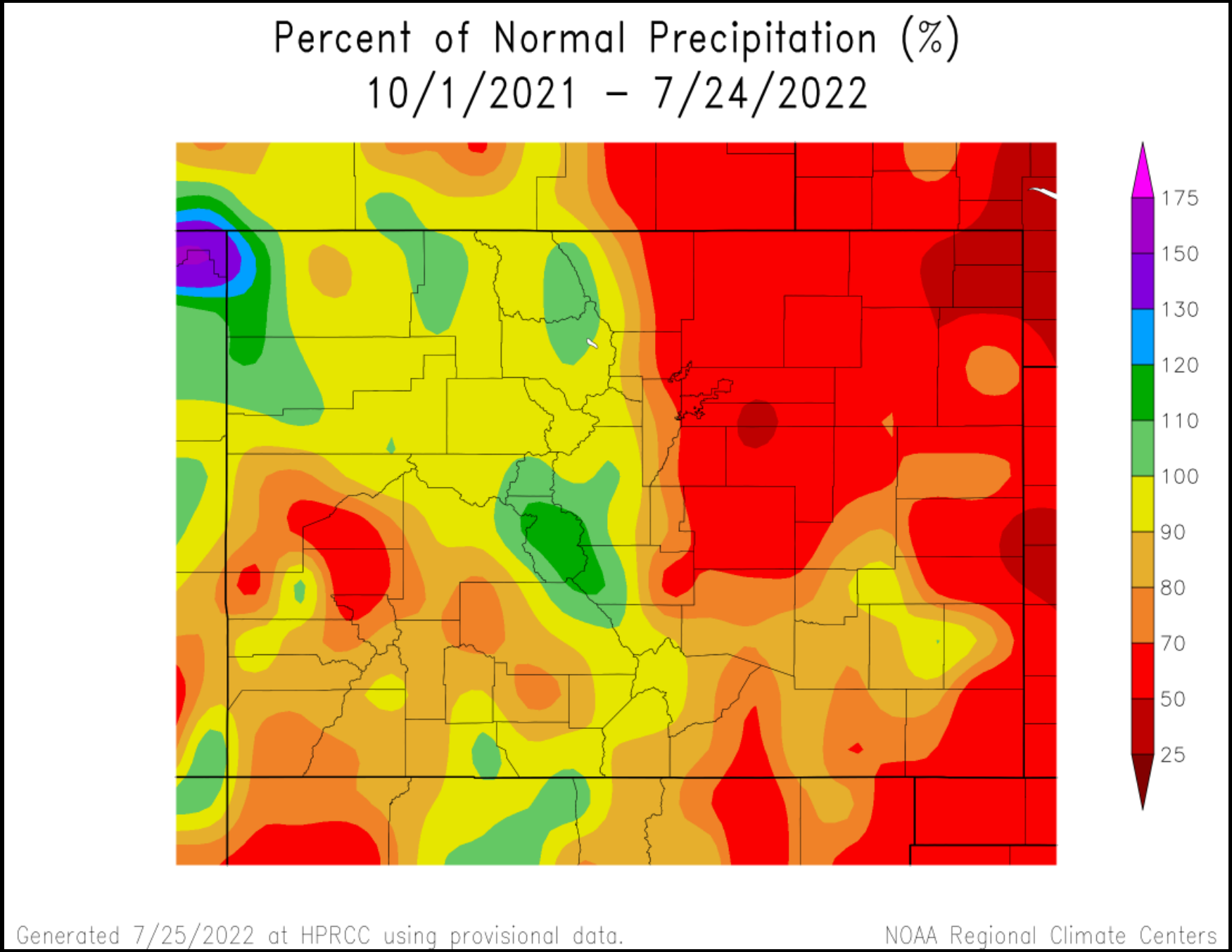

2022 Water YTD Precipitation

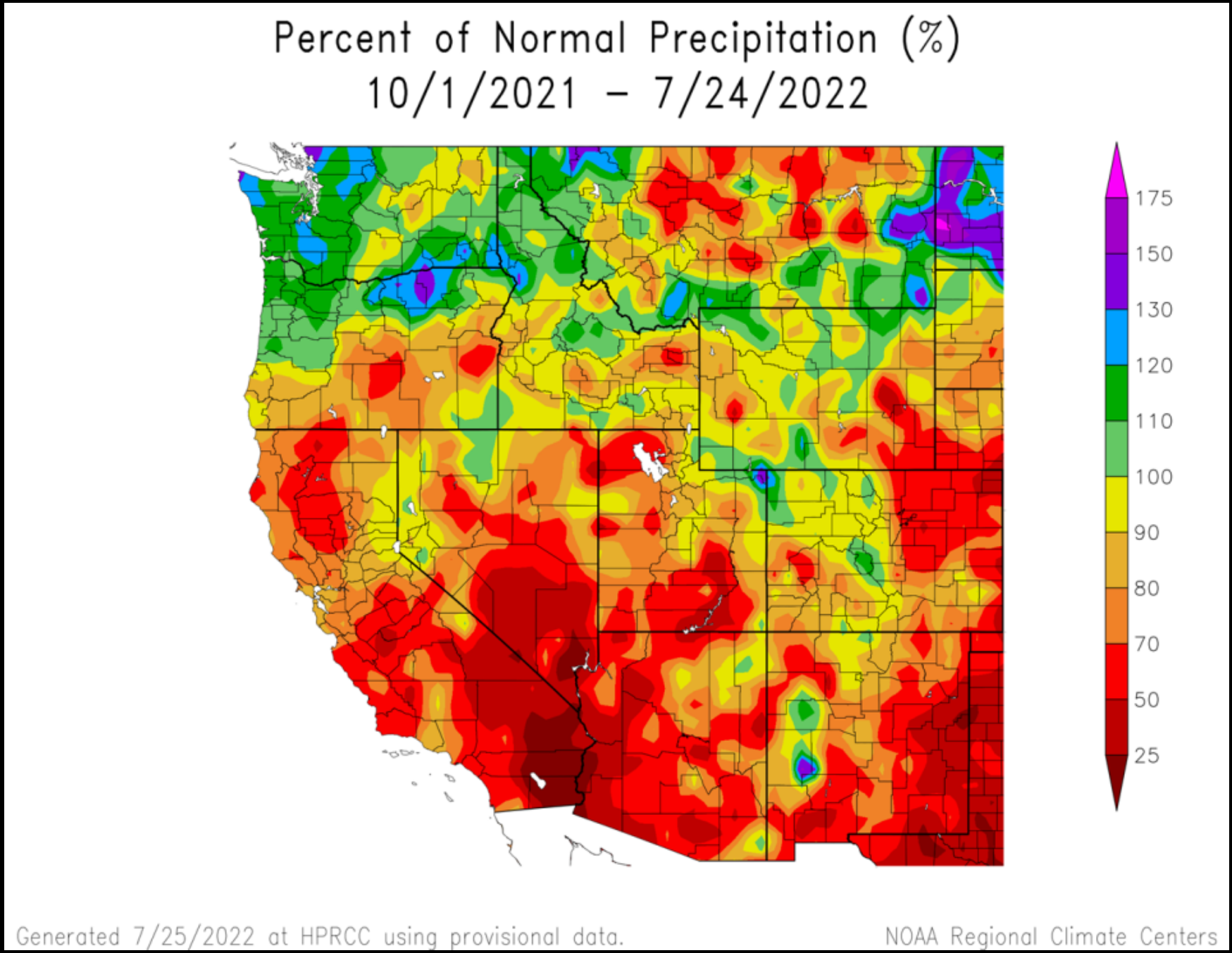

2021 Water Year Precipitation

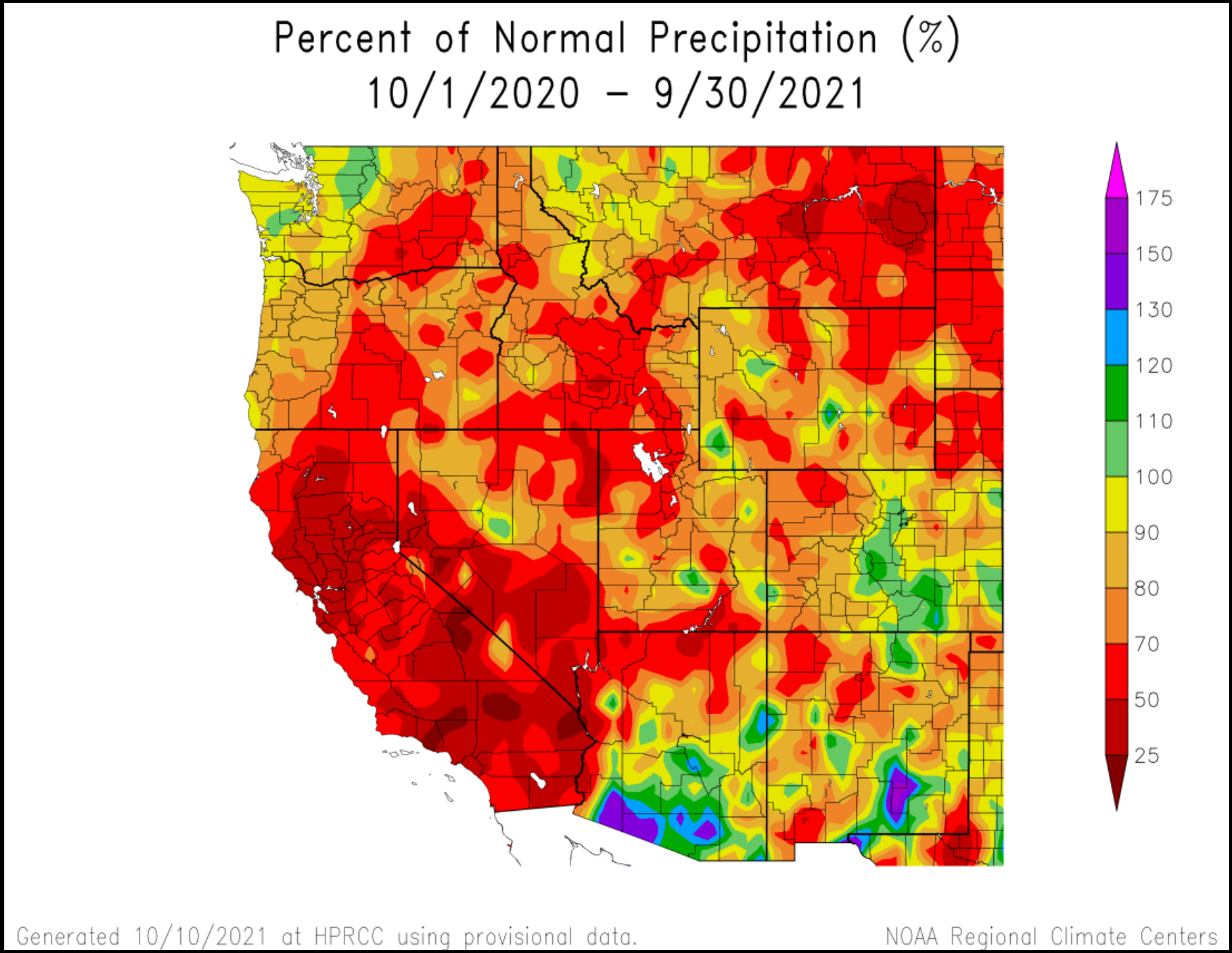

Drought Conditions

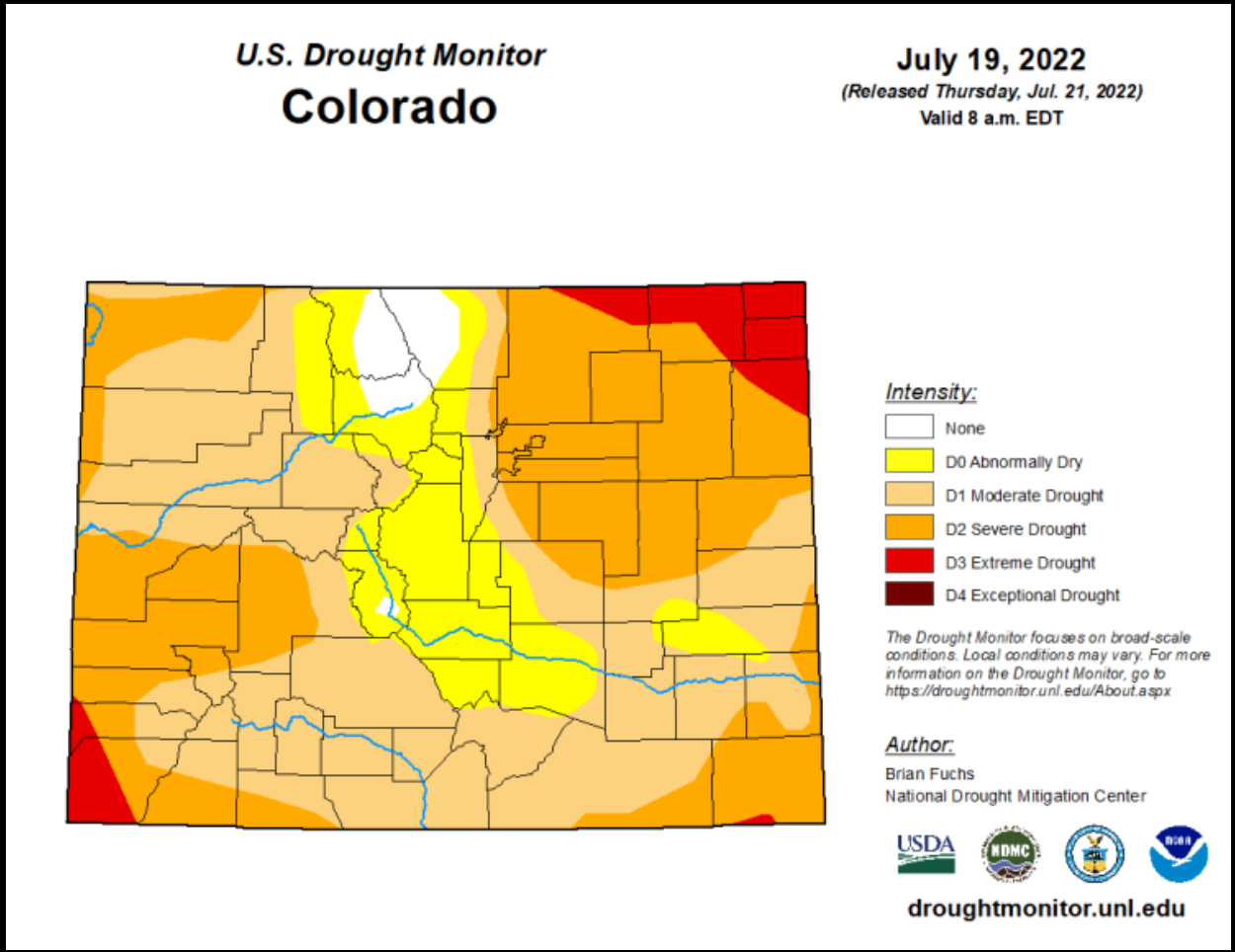

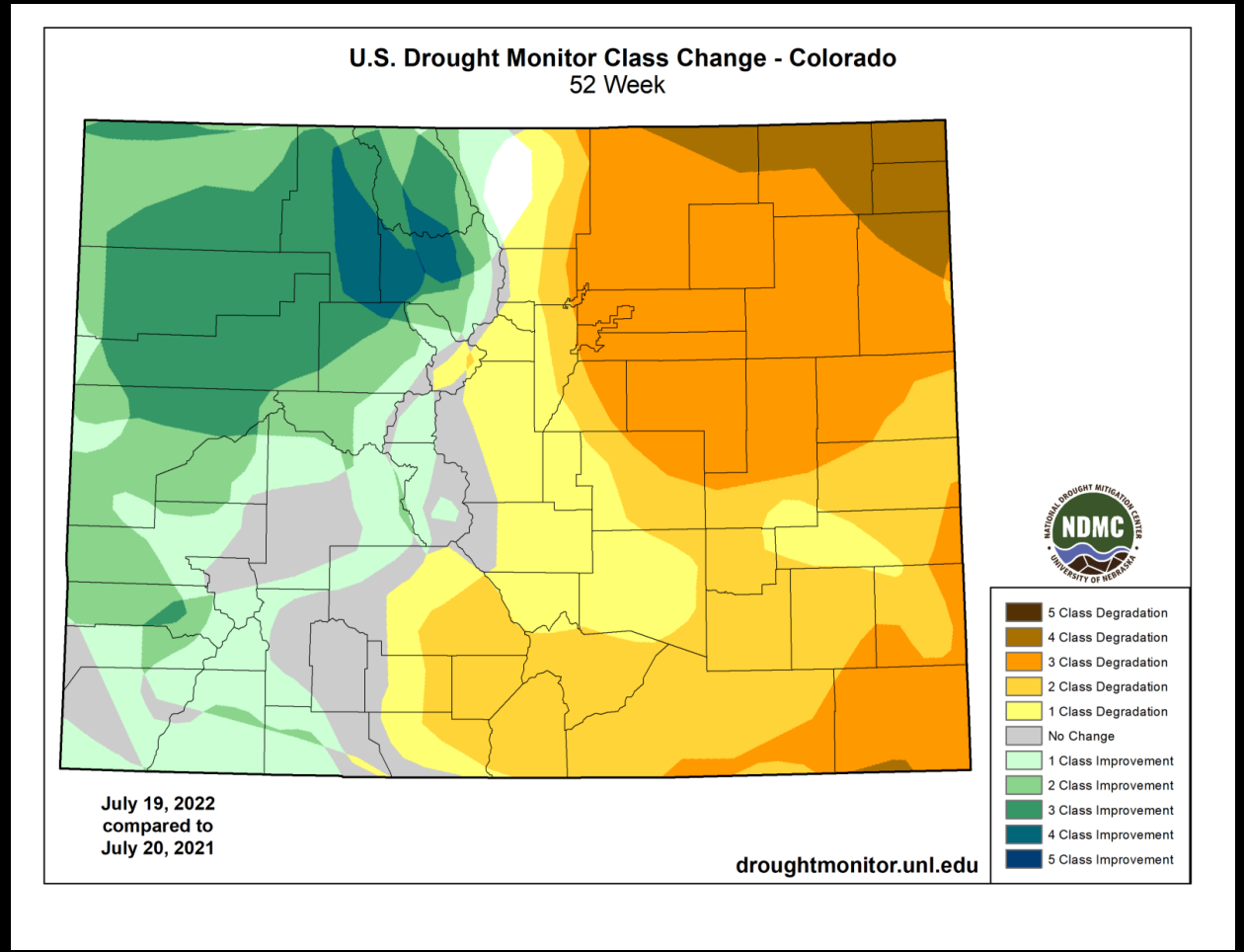

Drought Conditions

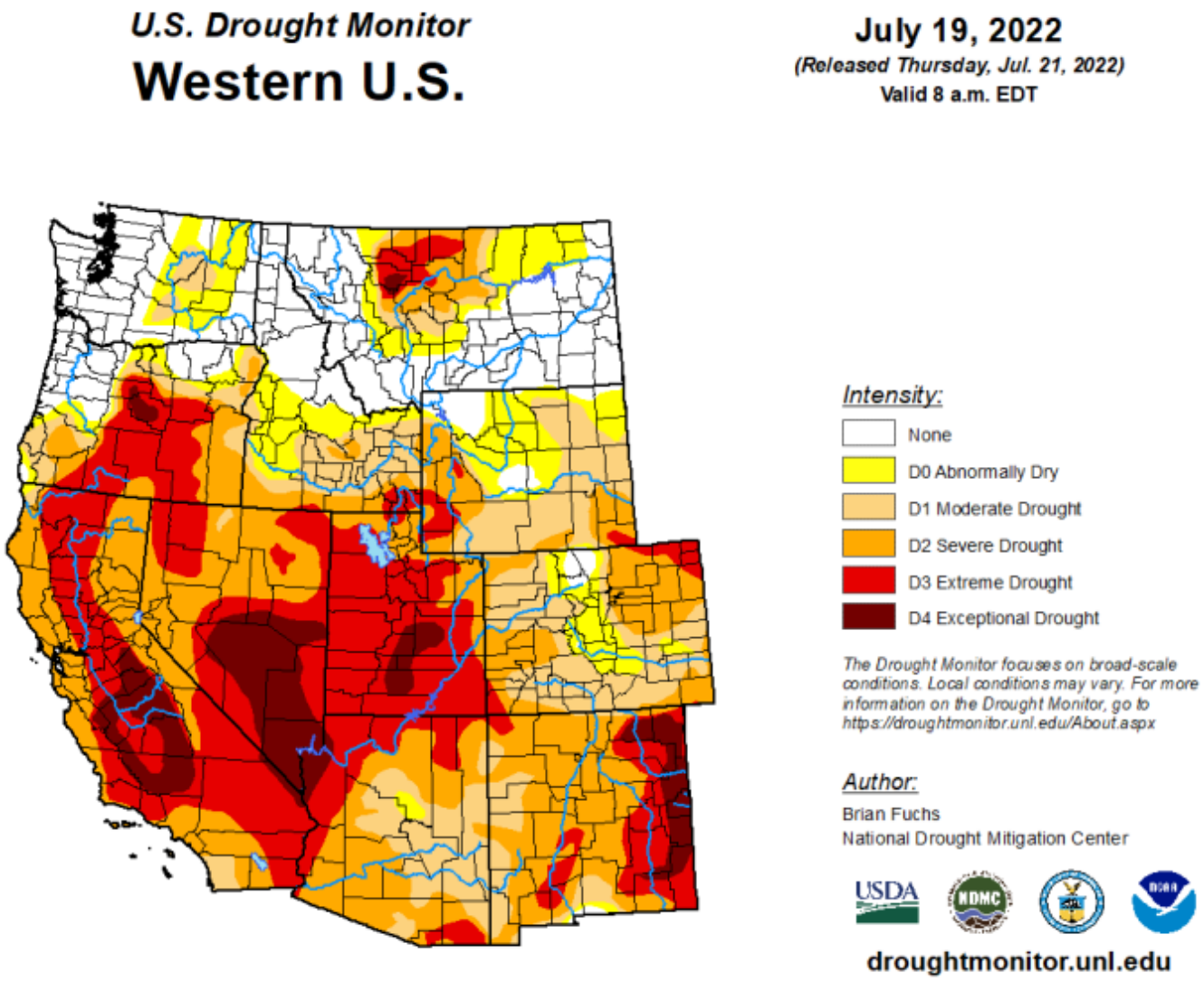

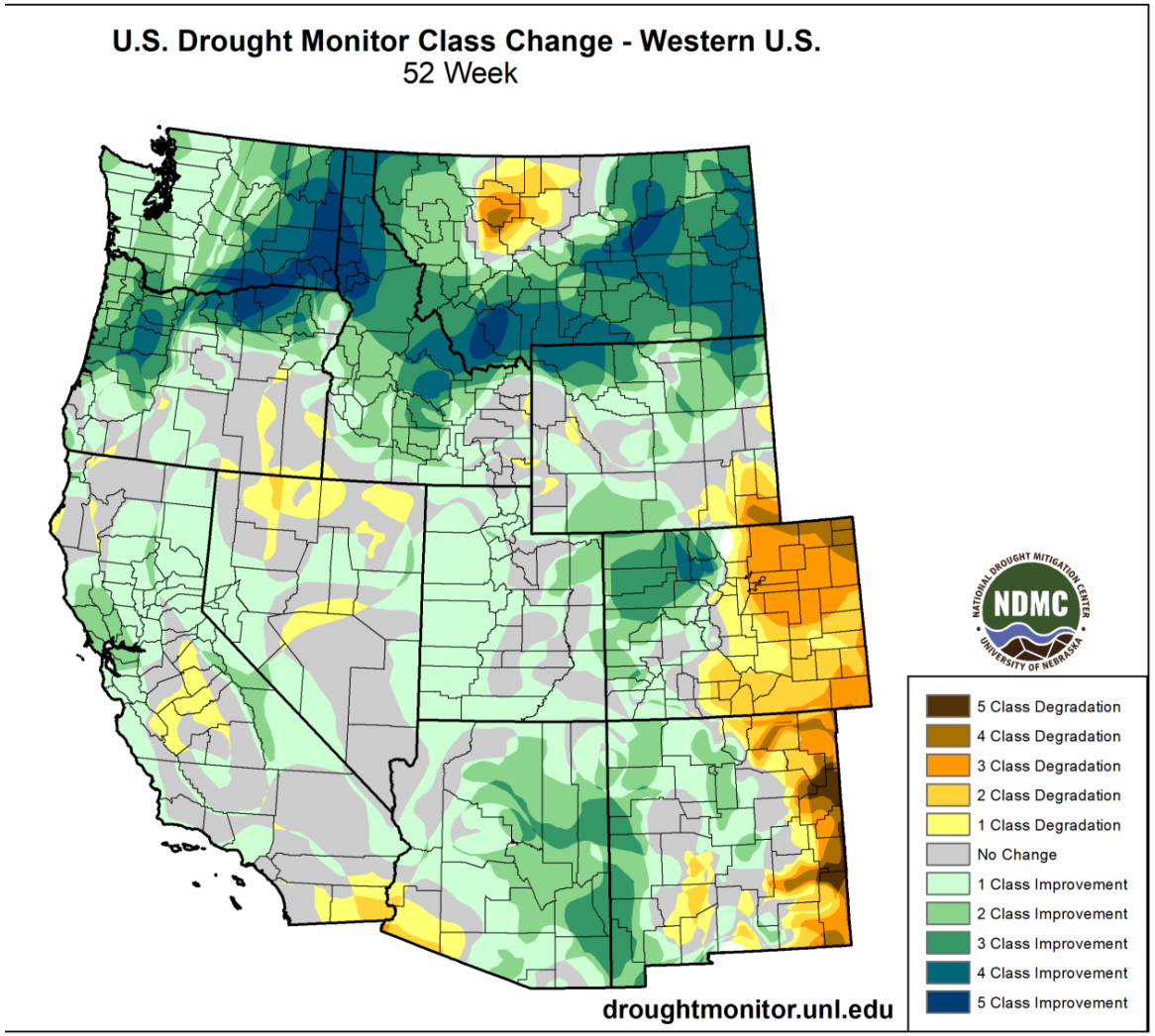

Seasonal Outlook

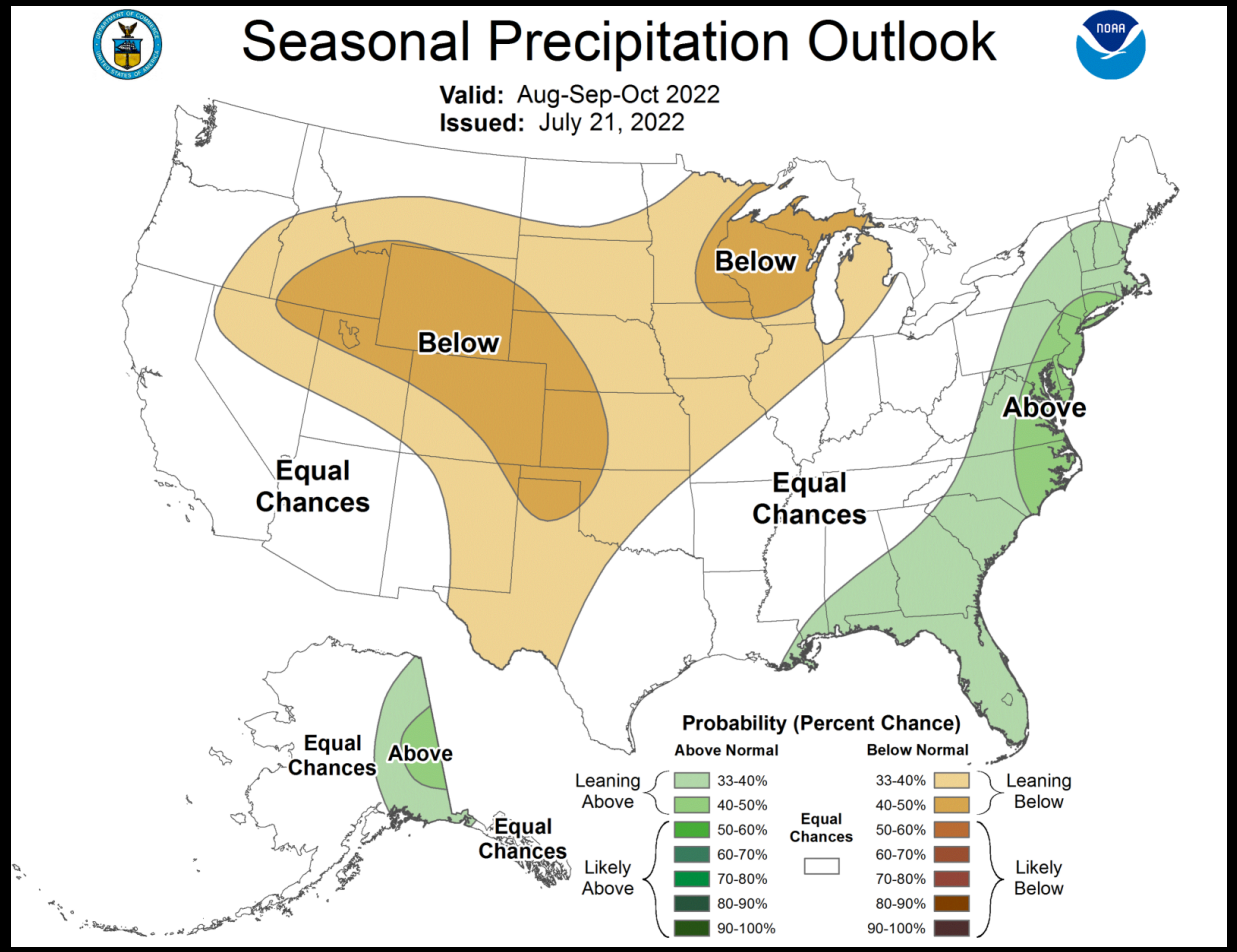

Precipitation

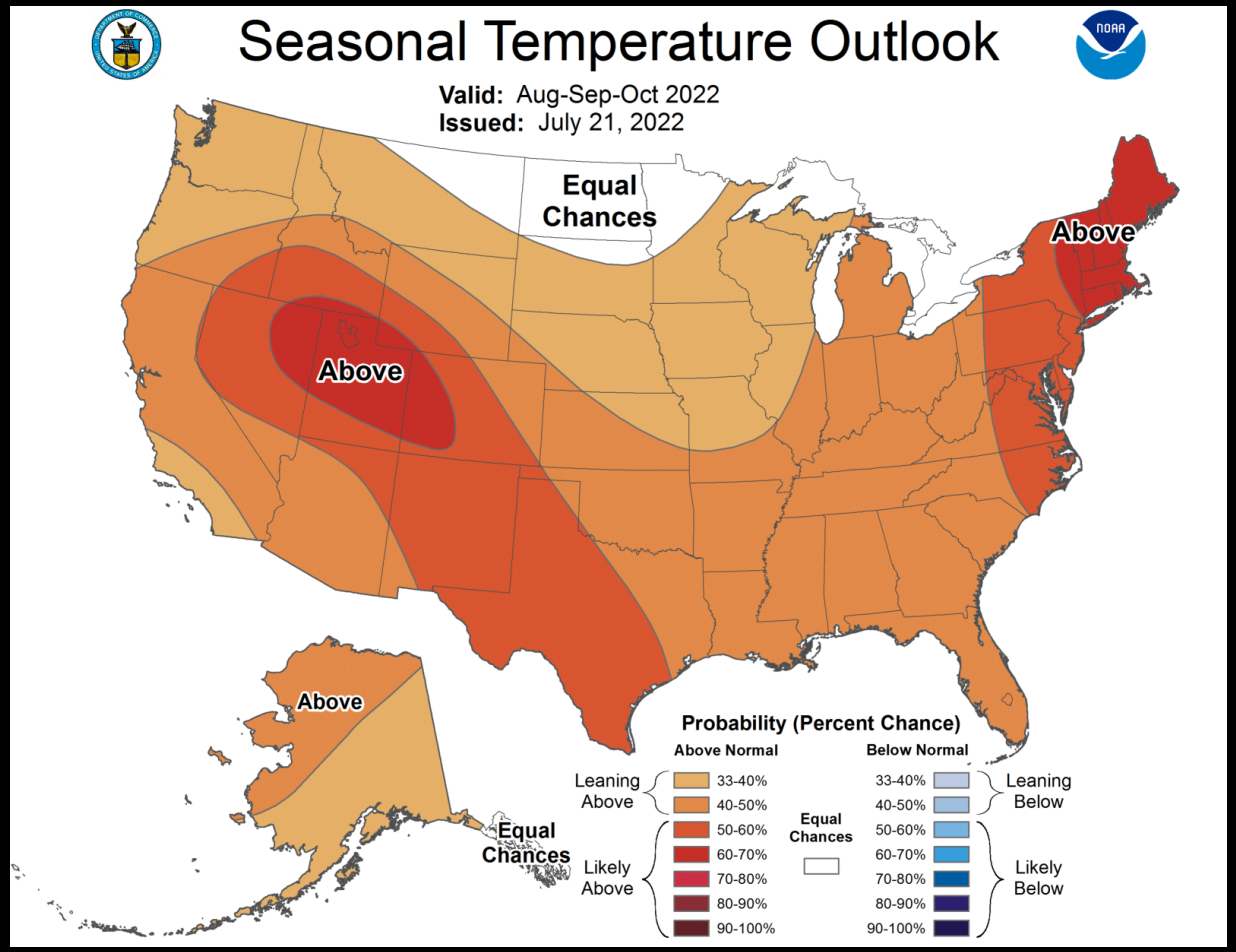

Temperature

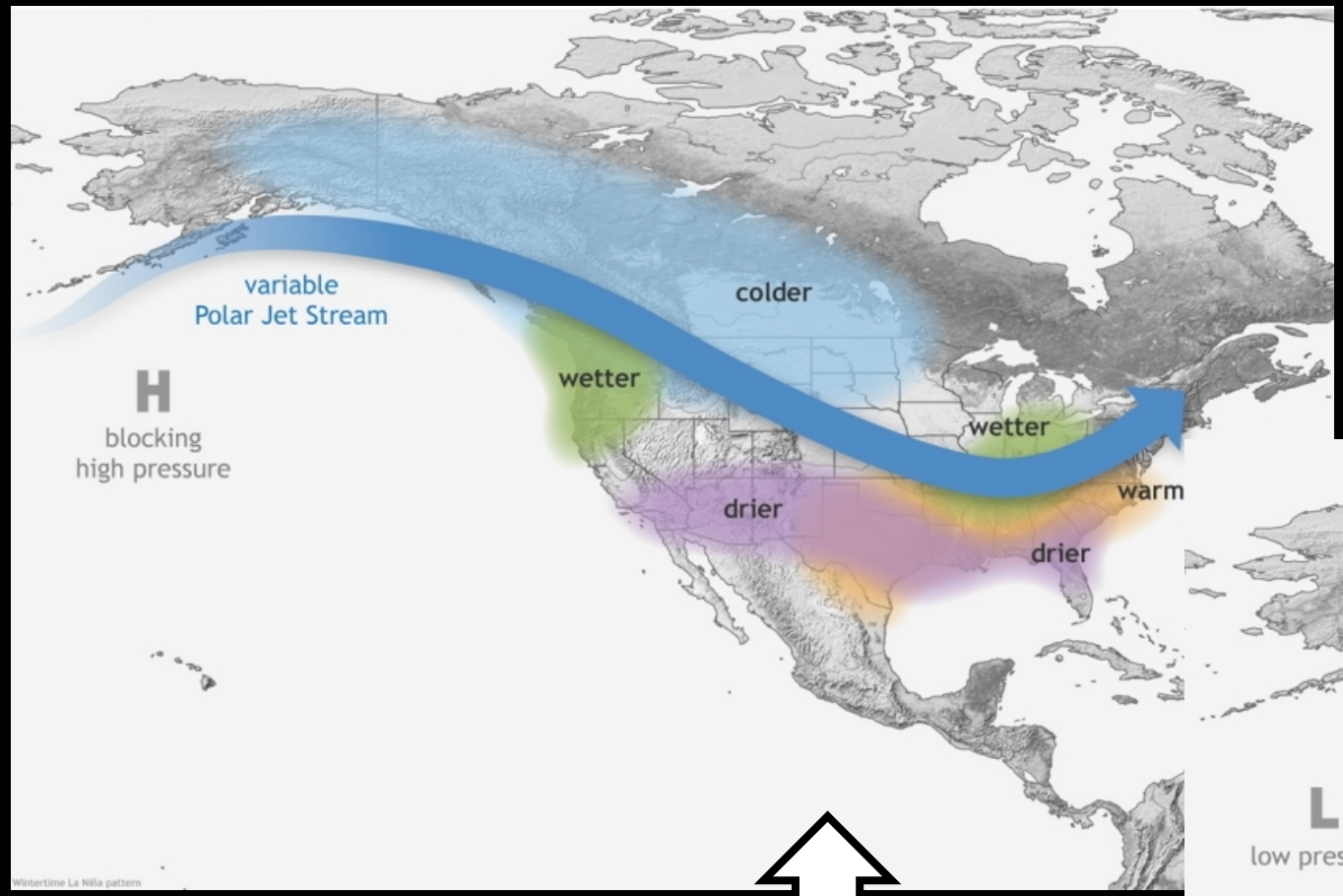

Typical La Niña Winters

Typical El Niño Winters

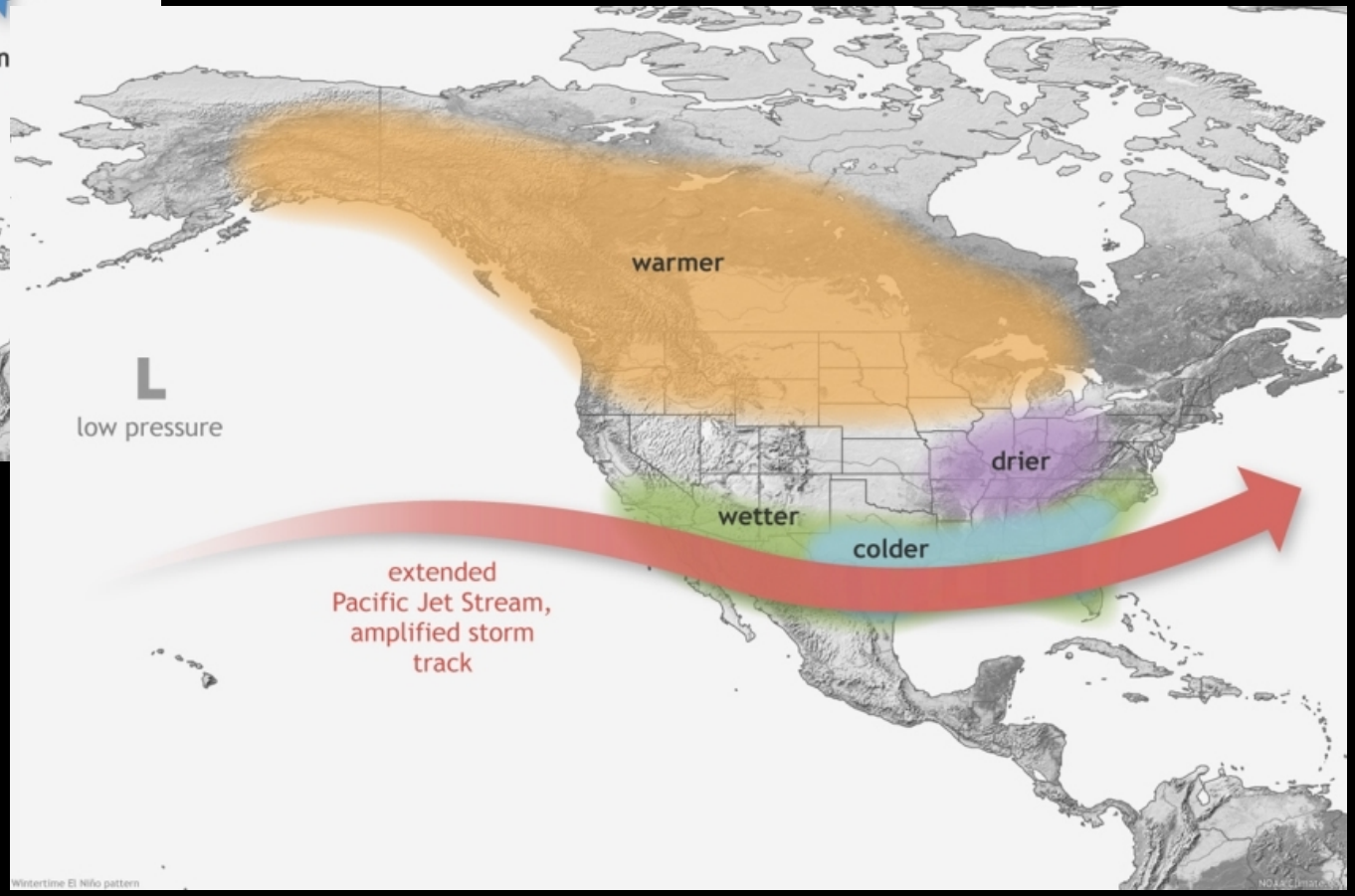

Forecast: La Niña is likely to continue through winter

Source: www.climate.gov

Percent of Normal Precipitation Needed to End Drought Conditions in 12 Months

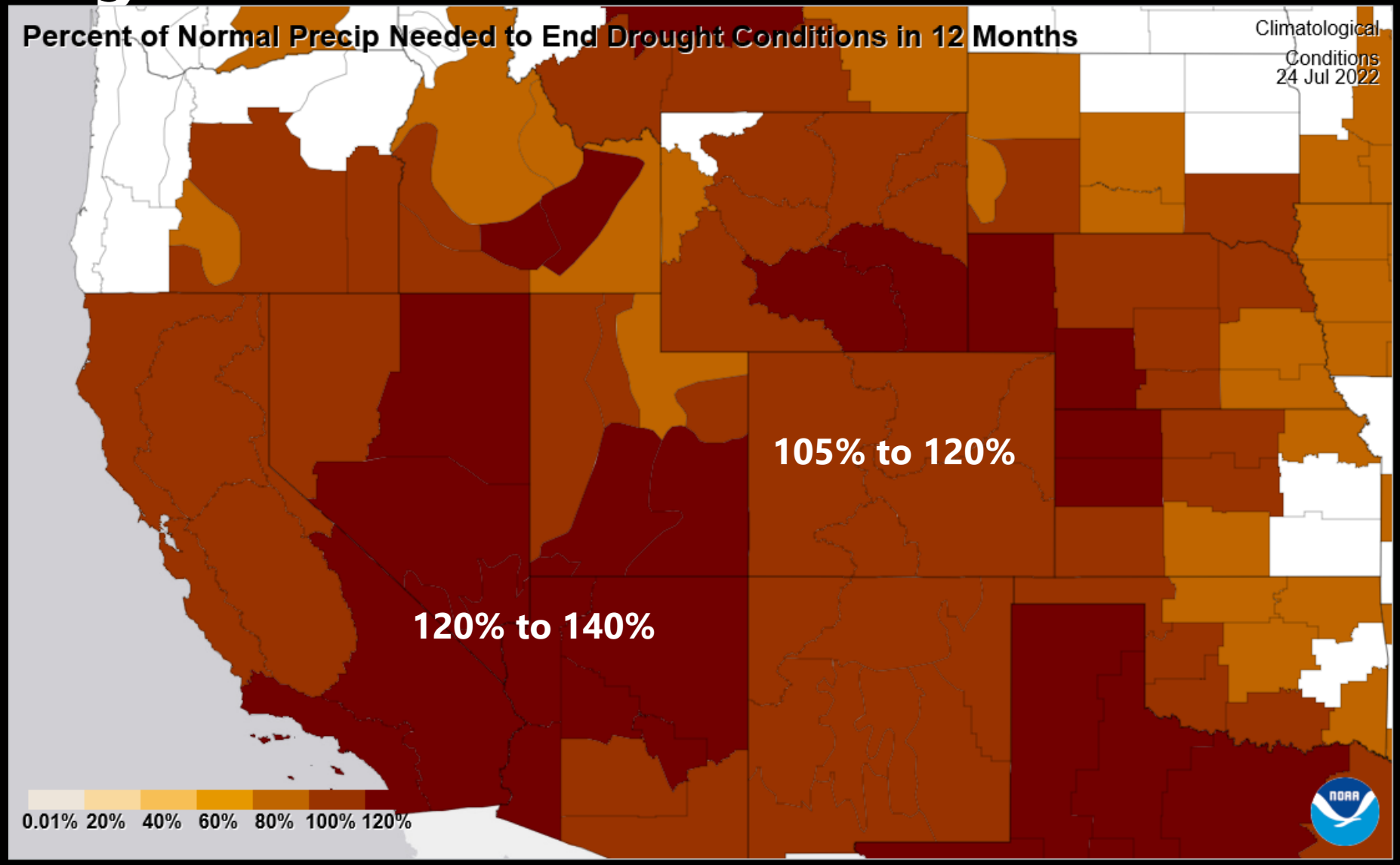

Questions?

Northern Water

Colorado River Update

July 2022

Recent Headlines

Feds confirm Colorado River shortage, water-allocation cuts coming in 2022

A Bureau of Reclamation report released Monday triggered a Tier 1 shortage among river water users, with Arizona farmers taking the biggest hit.

Outlets At Blue Mesa, Other Upstream Reservoirs Opened To Raise Near-Critical Water Level At Lake Powell

Colorado River states need to drastically cut down their water usage ASAP, or the federal government will step in

1922 - Colorado River Compact

1944 – Mexico Treaty

1948 – Upper Colorado Basin Compact

Colorado River Basin Overview

Colorado River Allocations

1922 Colorado River Compact established Upper and Lower Basin States' allocations

UPPER BASIN STATES - 7.5 MAF

1948 Upper Colorado Basin Compact established the Upper Basin States' apportionment

LOWER BASIN STATES - 7.5 MAF

California – 4.4 MAF

Arizona – 2.8 MAF

Nevada – 0.3 MAF

1928 Boulder Canyon Project Act established the Lower Basin States' apportionment

MEXICO - 1.5 MAF

1944 Treaty with Mexico established Mexico's treaty deliveries

Colorado River Apportionment

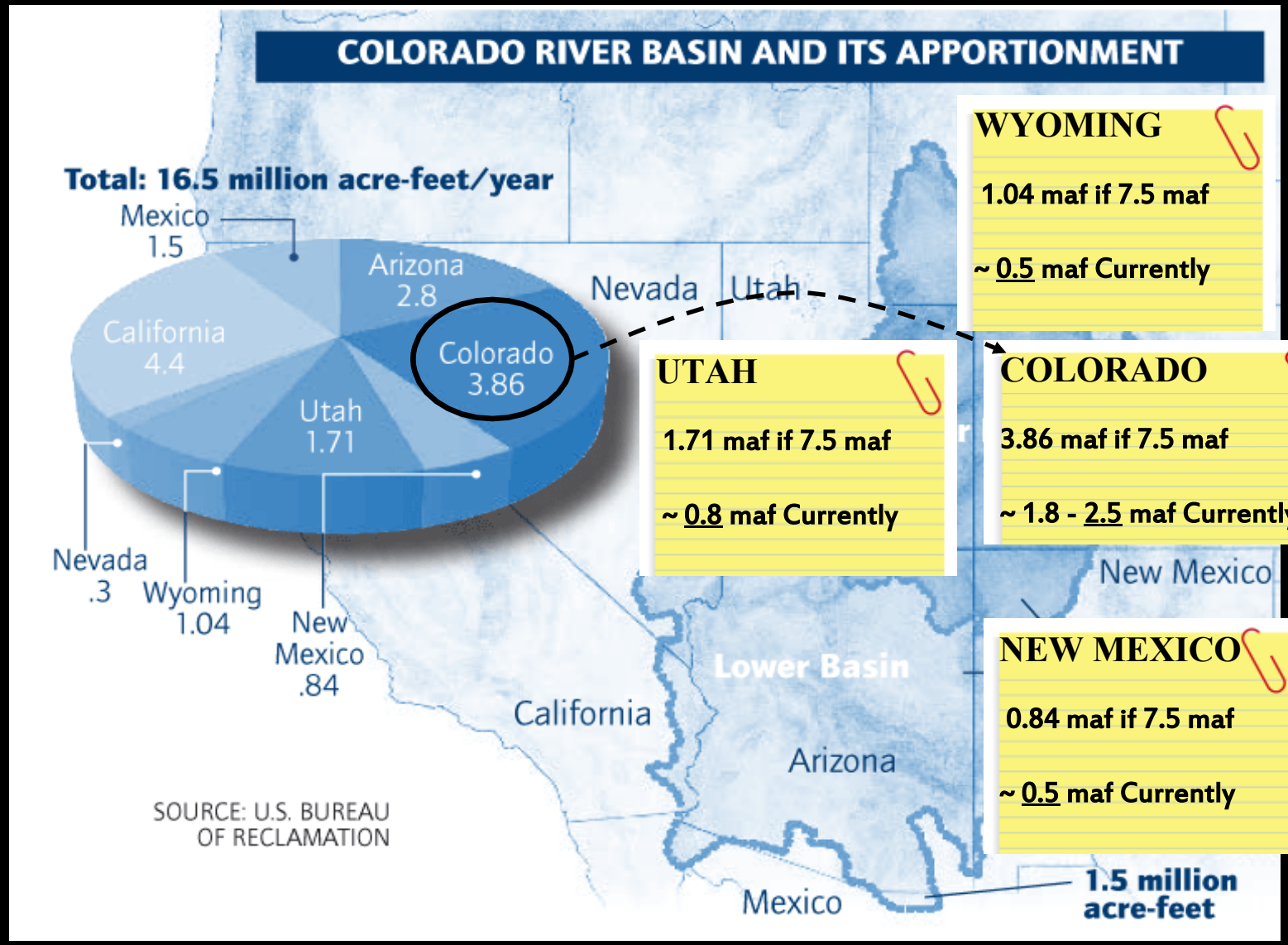

WYOMING

1.04 maf if 7.5 maf

~ 0.5 maf Currently

UTAH

1.71 maf if 7.5 maf

~ 0.8 maf Currently

COLORADO

3.86 maf if 7.5 maf

~ 1.8 - 2.5 maf Currently

NEW MEXICO

0.84 maf if 7.5 maf

~ 0.5 maf Currently

State	Current Use
Colorado	1.8 - 2.5 maf
New Mexico	0.5 maf
Utah	0.8 maf
Wyoming	0.5 maf
Total	4.3 maf
	+
CRSP Evap	~ 0.2-0.4 maf

~ 3.5 – 5.0 maf/yr

Vs.

7.5 maf

Colorado River "Basin"

"… all of the drainage area of the Colorado River System <u>and all other territory within the United States of America</u> to which the waters of the Colorado River System shall be beneficially applied."

TMDs Benefits

- 25+ Counties Receive Colorado River Supplies
  - ~ 20% South Platte Basin Supplies
  - ~ 15% Arkansas Basin Supplies
- Irrigated Agriculture
  - ~ 640,000 acres South Platte Basin
  - ~ 265,000 acres Arkansas Basin
- Municipal/Domestic
  - ~3 million South Platte River Basin
  - ~ 900,000 Arkansas River Basin
- Recreation
  - In-River/Flowing Water
  - Flat Water
- Environmental/Ecological
  - Riparian
  - Fish & Wildlife

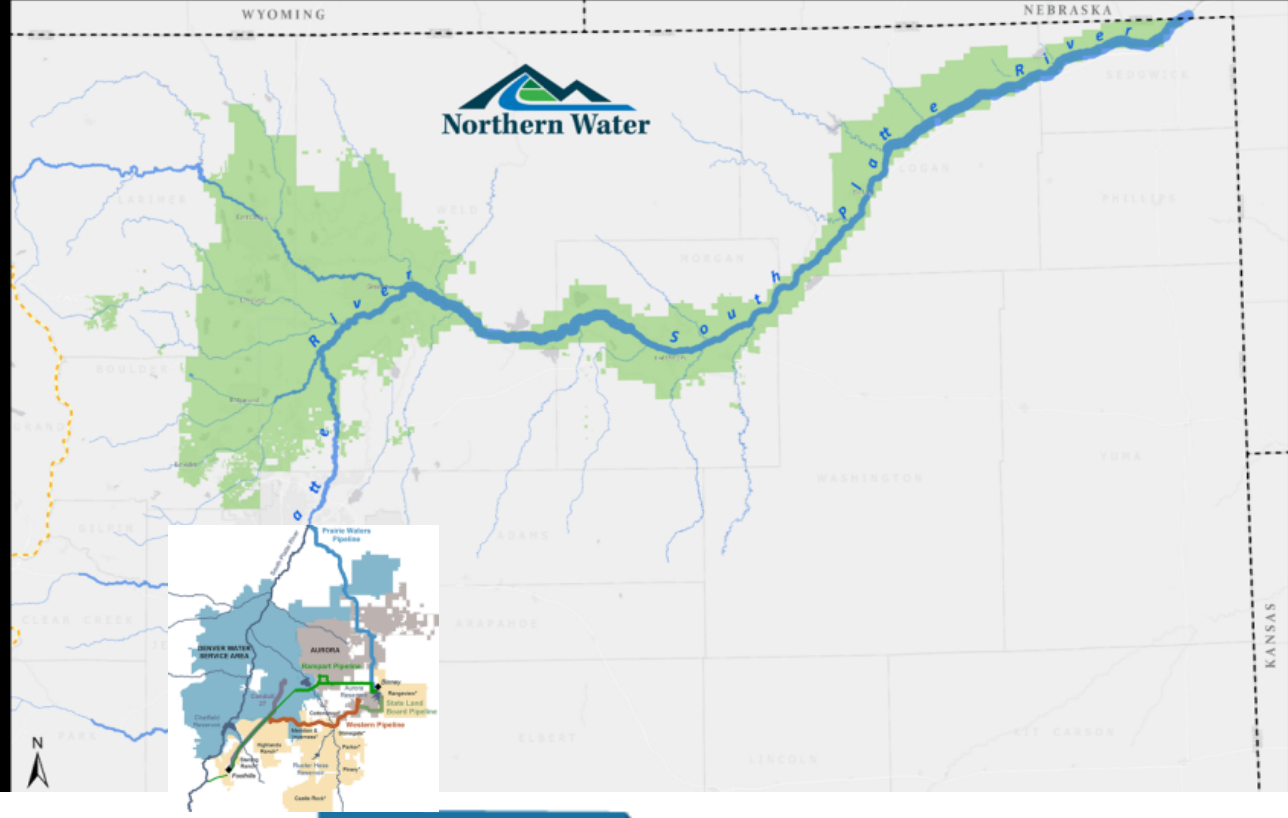

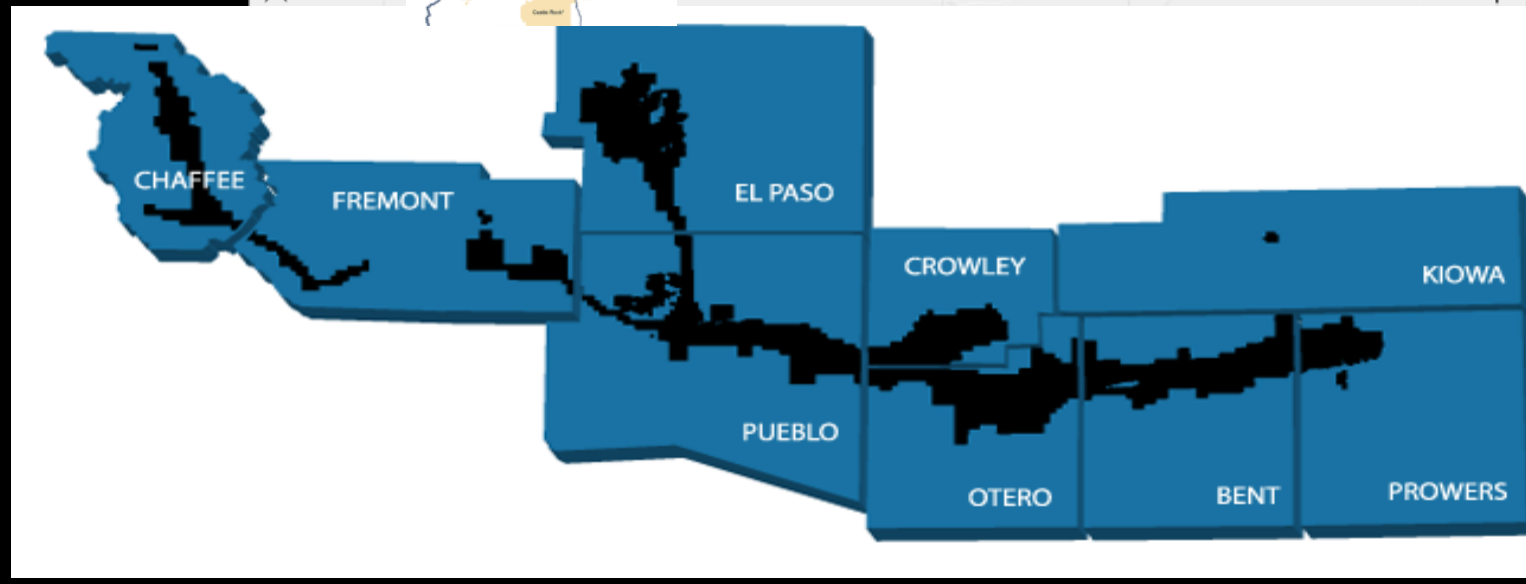

Colorado River Water Use (within Colorado)

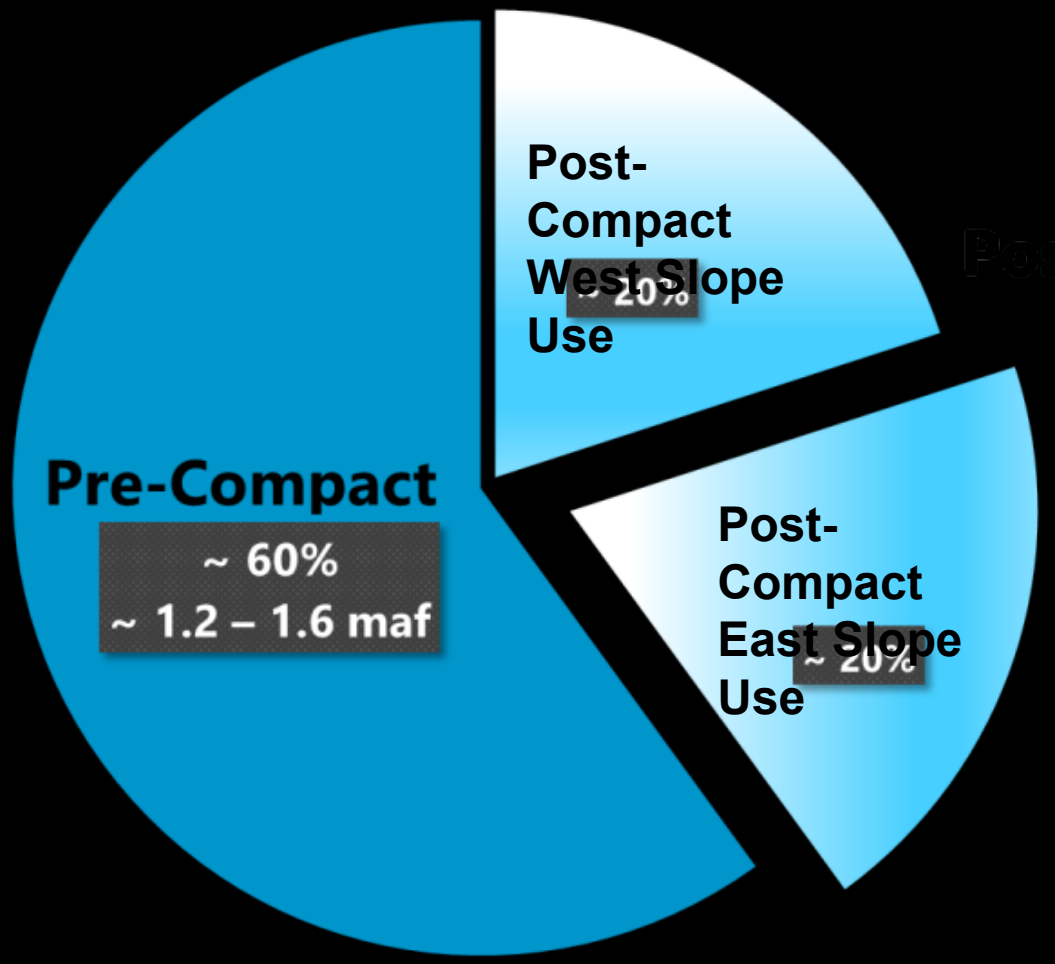

Colorado's Transmountain Diversions

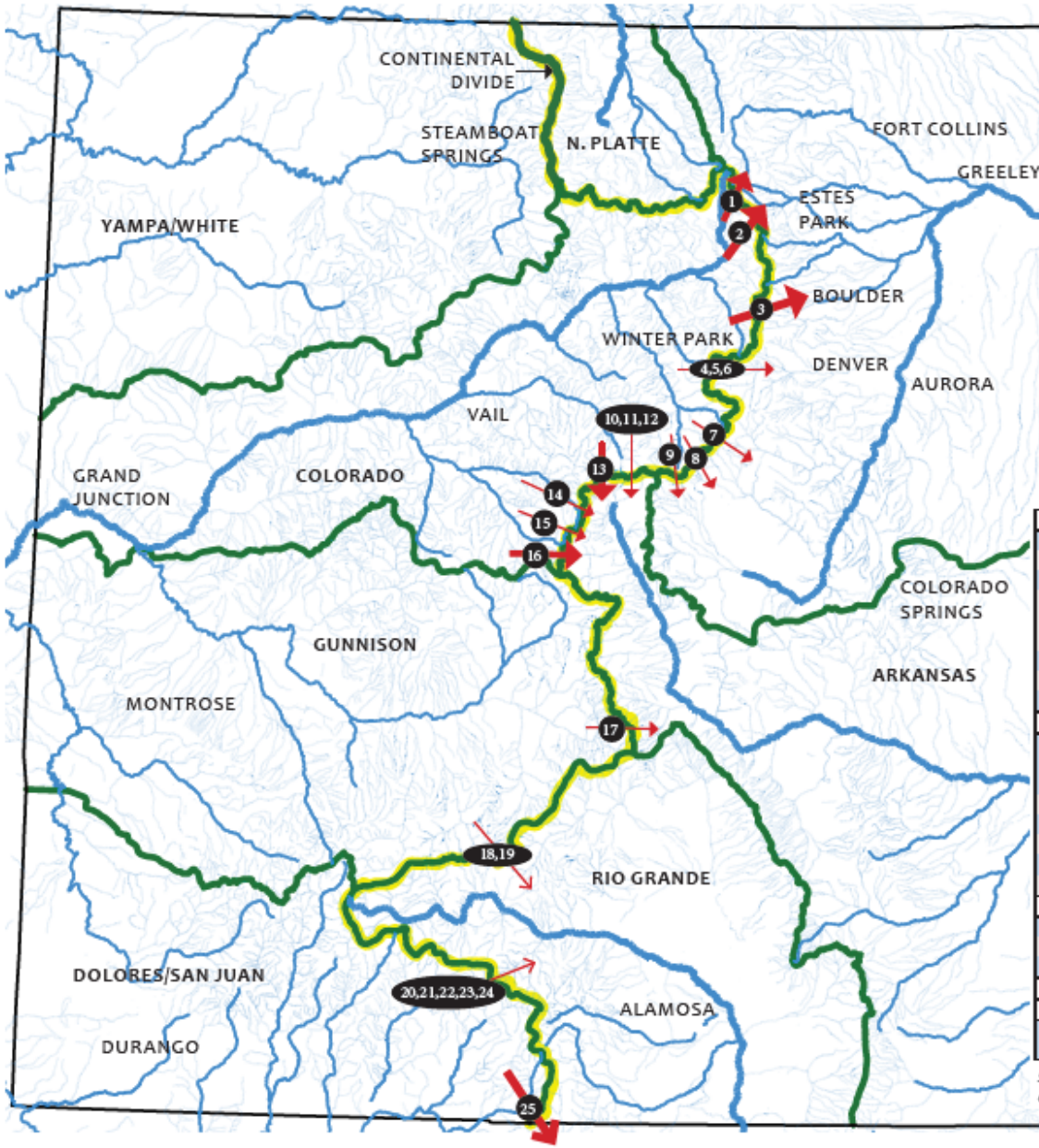

Map #	Divsersion	Mean AF/YR*
1	Grand River Ditch	17,482
2	Adams Tunnel	230,500
3	Moffat Tunnel	52,390
4	Berthoud Pass Ditch	664
5	Straight Creek Tunnel	311
6	Vidler Tunnel	518
7	Roberts Tunnel	58,426
8	Boreas Pass Ditch	117
9	Hoosiers Pass Tunnel	8,375
	South Platte Imports	**368,763 AF**
10	Columbine Ditch	1,431
11	Ewing Ditch	1,027
12	Wurtz Ditch	2,508
13	Homestake Tunnel	25,286
14	Boustead Tunnel	52,013
15	Busk-Ivanhoe Tunnel	5,108
16	Twin Lakes Tunnel	40,005
17	Larkspur Ditch	190
	Arkansas Imports	**127,568 AF**
18	Tarbell Ditch	432
19	Tabor Ditch	703
20-24	Weminuche Pass Ditch/others	2,451
	Rio Grand Imports	**3,586 AF**
	Total TM Import	**499,917 AF**
25	Rio Grand Imports (New Mexico) San Juan Chama (New Mexico)	92,789 AF

*Source: Colorado Division of Water Resources. *Figure is based upon the period of record available in electronic form for each division*

Colorado's Transmountain Diversions

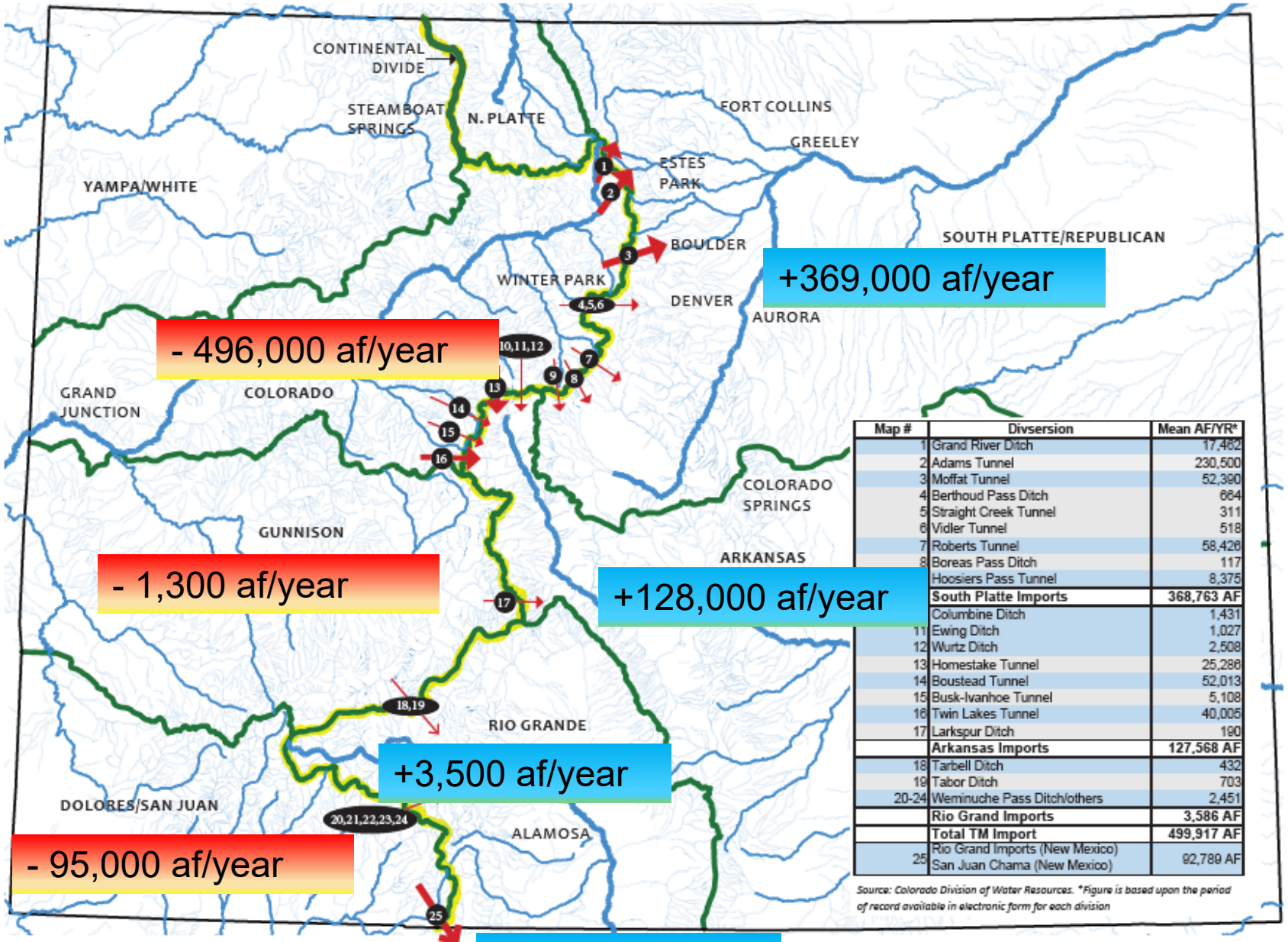

Map #	Divsersion	Mean AF/YR*
1	Grand River Ditch	17,482
2	Adams Tunnel	230,500
3	Moffat Tunnel	52,390
4	Berthoud Pass Ditch	664
5	Straight Creek Tunnel	311
6	Vidler Tunnel	518
7	Roberts Tunnel	58,426
8	Boreas Pass Ditch	117
	Hoosiers Pass Tunnel	8,375
	South Platte Imports	**368,763 AF**
	Columbine Ditch	1,431
11	Ewing Ditch	1,027
12	Wurtz Ditch	2,508
13	Homestake Tunnel	25,286
14	Boustead Tunnel	52,013
15	Busk-Ivanhoe Tunnel	5,108
16	Twin Lakes Tunnel	40,005
17	Larkspur Ditch	190
	Arkansas Imports	**127,568 AF**
18	Tarbell Ditch	432
19	Tabor Ditch	703
20-24	Weminuche Pass Ditch/others	2,451
	Rio Grand Imports	**3,586 AF**
	Total TM Import	**499,917 AF**
25	Rio Grand Imports (New Mexico) San Juan Chama (New Mexico)	92,789 AF

*Source: Colorado Division of Water Resources. *Figure is based upon the period of record available in electronic form for each division*

South Platte Flows

CBT/WG + 230,000 af/year

Denver Water + 110,000 af/year

WSSC + 17,000 af/year

Others + 22,000 af/year

Total + 369,000 af/year

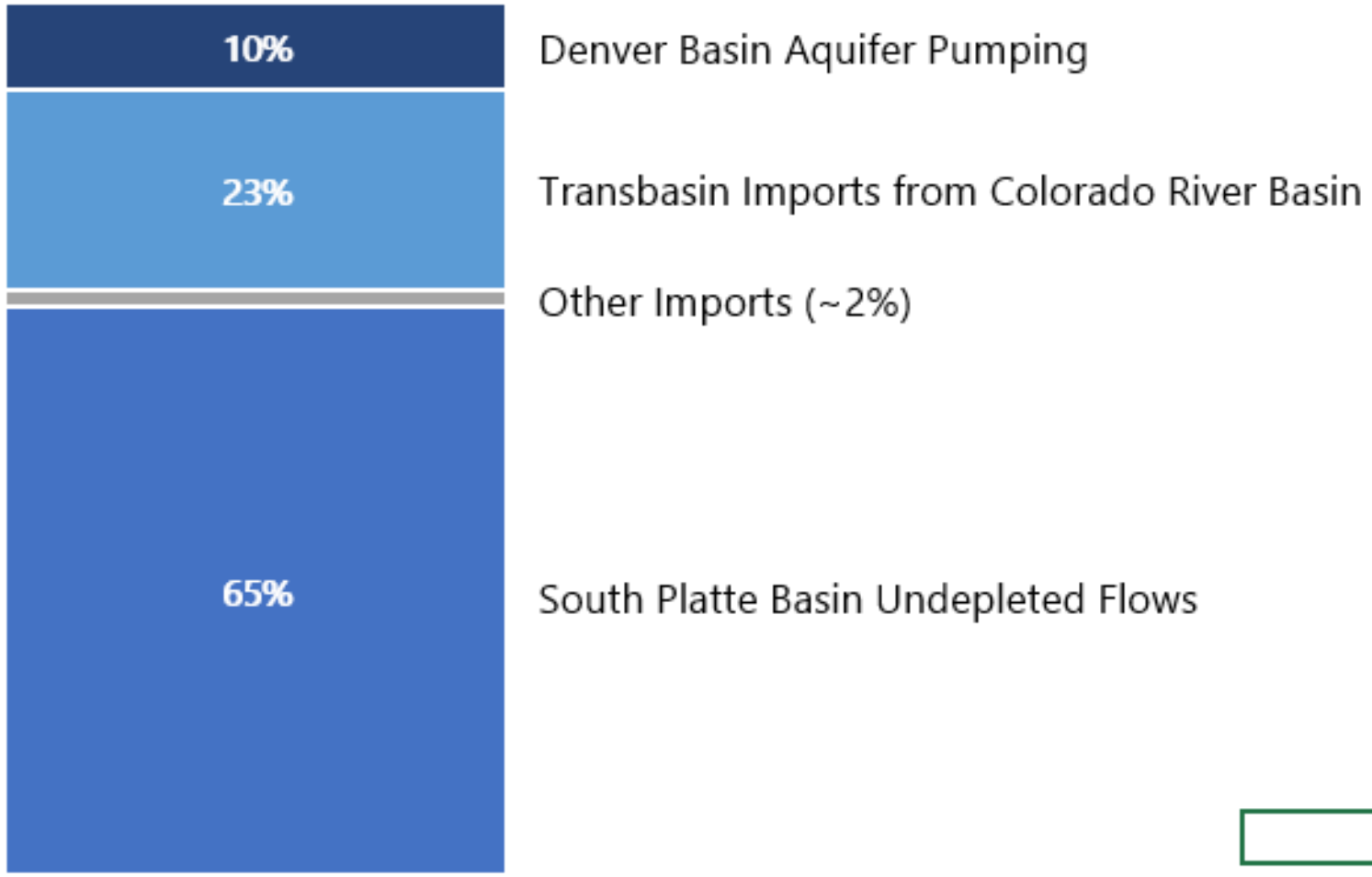

1922 - Colorado River Compact

1944 – Mexico Treaty

1948 – Upper Colorado Basin Compact

Colorado River Basin Overview

Colorado River Allocations

1922 Colorado River Compact established Upper and Lower Basin States' allocations

UPPER BASIN STATES - 7.5 MAF

1948 Upper Colorado Basin Compact established the Upper Basin States' apportionment

LOWER BASIN STATES - 7.5 MAF

California – 4.4 MAF

Arizona – 2.8 MAF

Nevada – 0.3 MAF

1928 Boulder Canyon Project Act established the Lower Basin States' apportionment

MEXICO - 1.5 MAF

1944 Treaty with Mexico established Mexico's treaty deliveries

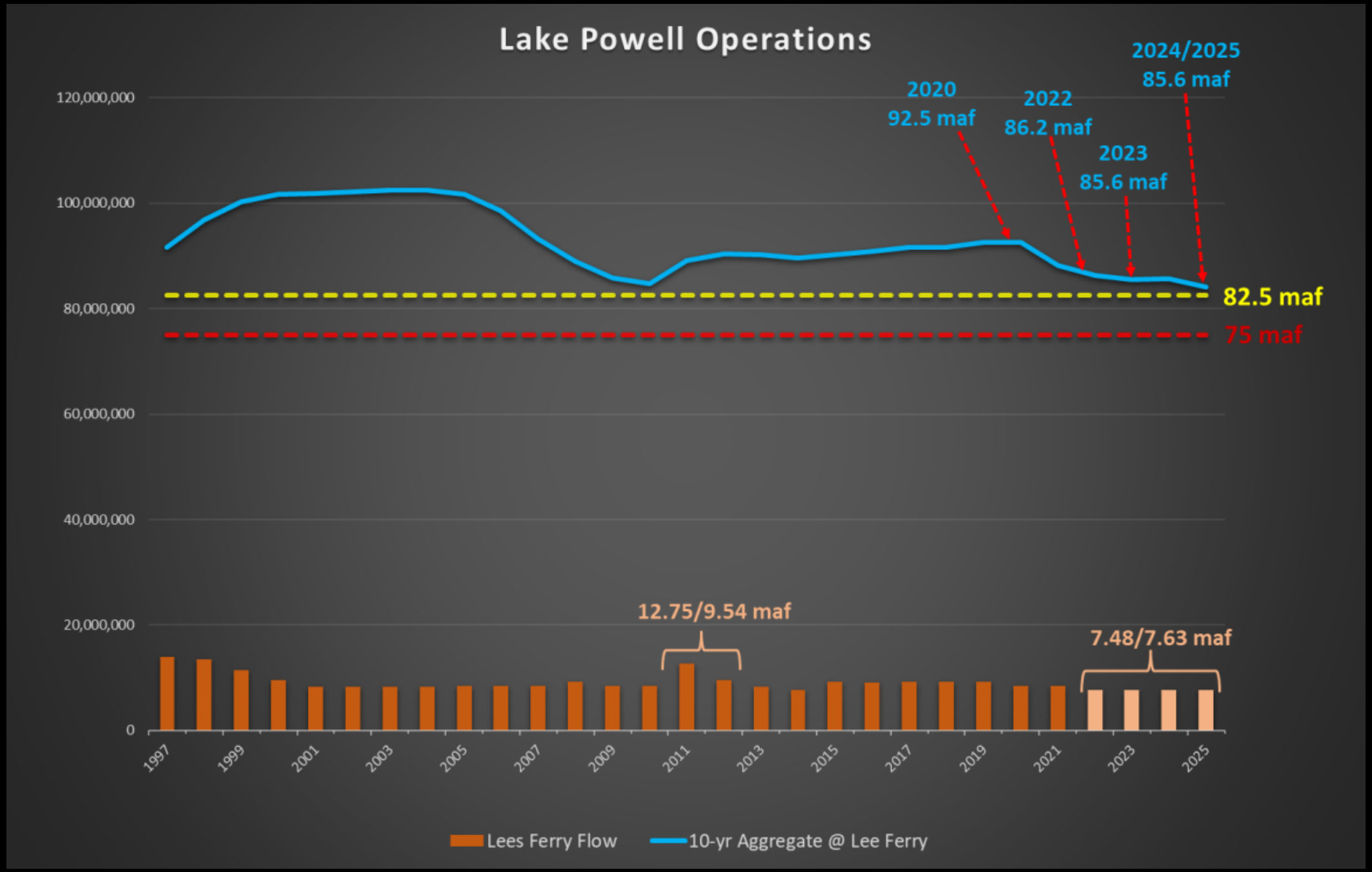
Lake Powell Operations
120,000,000
100,000,000
80,000,000
60,000,000
40,000,000
20,000,000
0
2020
92.5 maf
2022
86.2 maf
2023
85.6 maf
2024/2025
85.6 maf
82.5 maf
75 maf
12.75/9.54 maf
7.48/7.63 maf
1997
1999
2001
2003
2005
2007
2009
2011
2013
2015
2017
2019
2021
2023
2025
Lees Ferry Flow
10-yr Aggregate @ Lee Ferry

Feds confirm Colorado River shortage, water-allocation cuts coming in 2022

Lake Mead
Jan 1, 2022
1,065.8

Lake Mead Elevation (feet msl)	2007 Interim Guidelines Shortages		Minute 323 Delivery Reductions	Total Combined Reductions	DCP Water Savings Contributions			Binational Water Scarcity Contingency Plan Savings	Combined Volumes by Country *US: (2007 Interim Guidelines Shortages + DCP Contributions)* *Mexico: (Minute 323 Delivery Reductions + Binational Water Scarcity Contingency Plan Savings)*					Total Combined Volumes
	AZ	NV	Mexico	***Lower Basin States + Mexico***	AZ	NV	CA	Mexico	*AZ Total*	*NV Total*	*CA Total*	*Lower Basin States Total*	*Mexico Total*	***Lower Basin States + Mexico***
1,090 - 1,075	0	0	0	***0***	192	8	0	41	192	8	0	*200*	*41*	***241***
1,075 - 1050	320	13	50	***383***	192	8	0	30	512	21	0	*533*	*80*	***613***
1,050 - 1,045	400	17	70	***487***	192	8	0	34	592	25	0	*617*	*104*	***721***
1,045 - 1,040	400	17	70	***487***	240	10	200	76	640	27	200	*867*	*146*	***1,013***
1,040 - 1,035	400	17	70	***487***	240	10	250	84	640	27	250	*917*	*154*	***1,071***
1,035 - 1,030	400	17	70	***487***	240	10	300	92	640	27	300	*967*	*162*	***1,129***
1,030 - 1,025	400	17	70	***487***	240	10	350	101	640	27	350	*1,017*	*171*	***1,188***
<1,025	480	20	125	***625***	240	10	350	150	720	30	350	*1,100*	*275*	***1,375***

2022 Operations

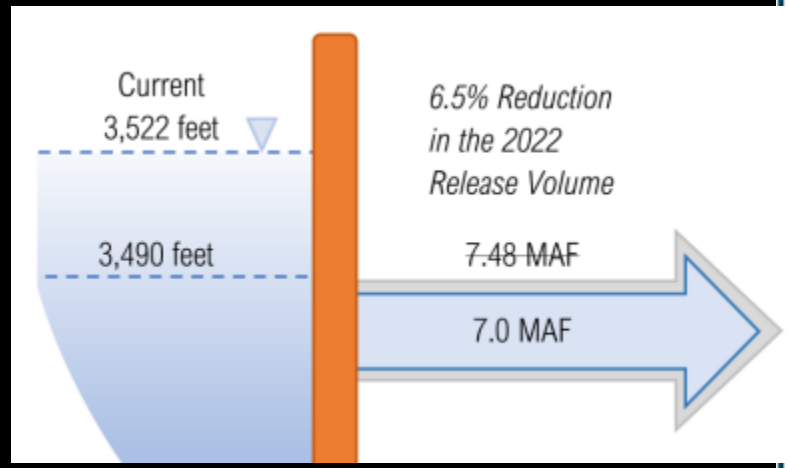

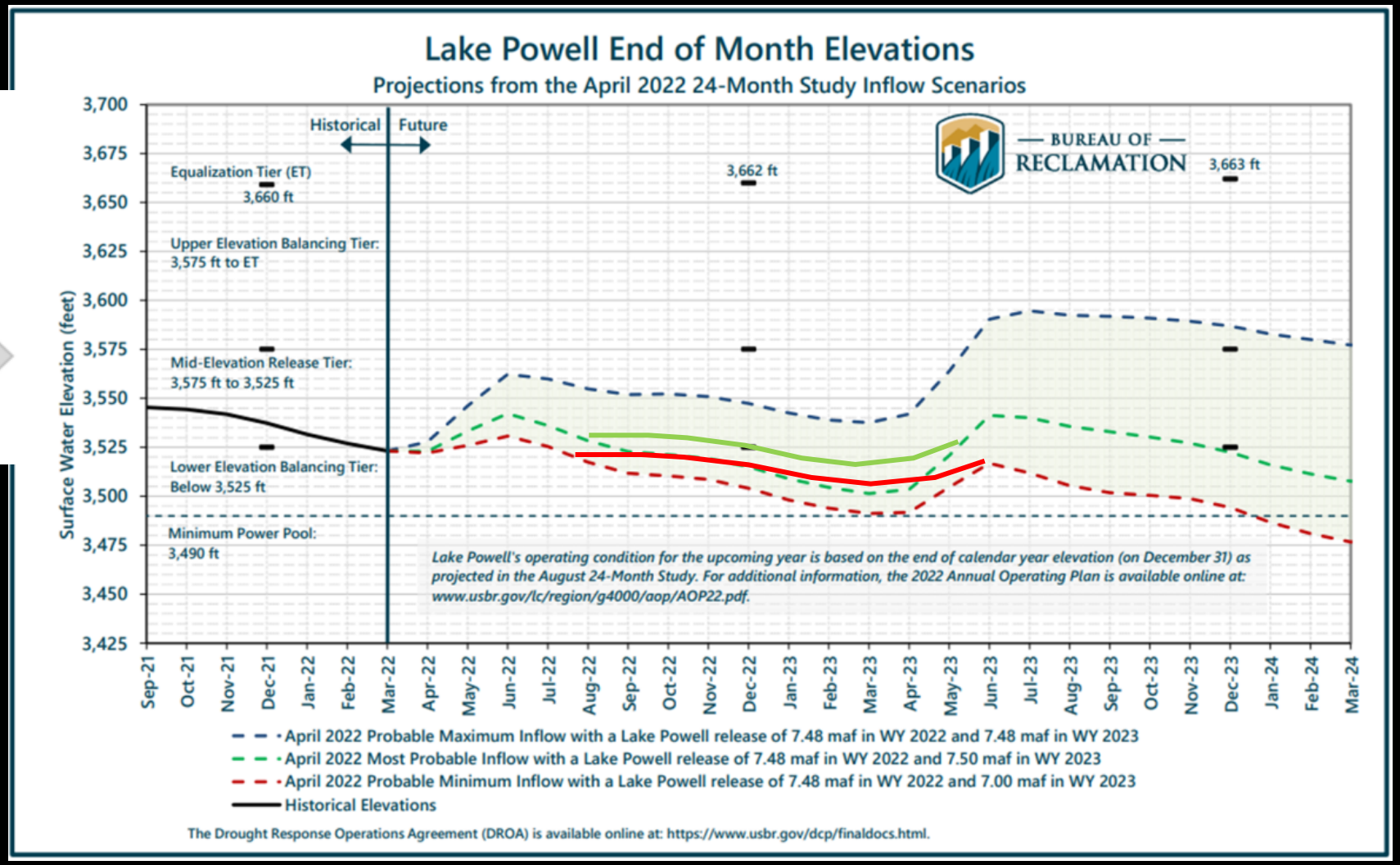

DROA – Drought Response Ops Agreement

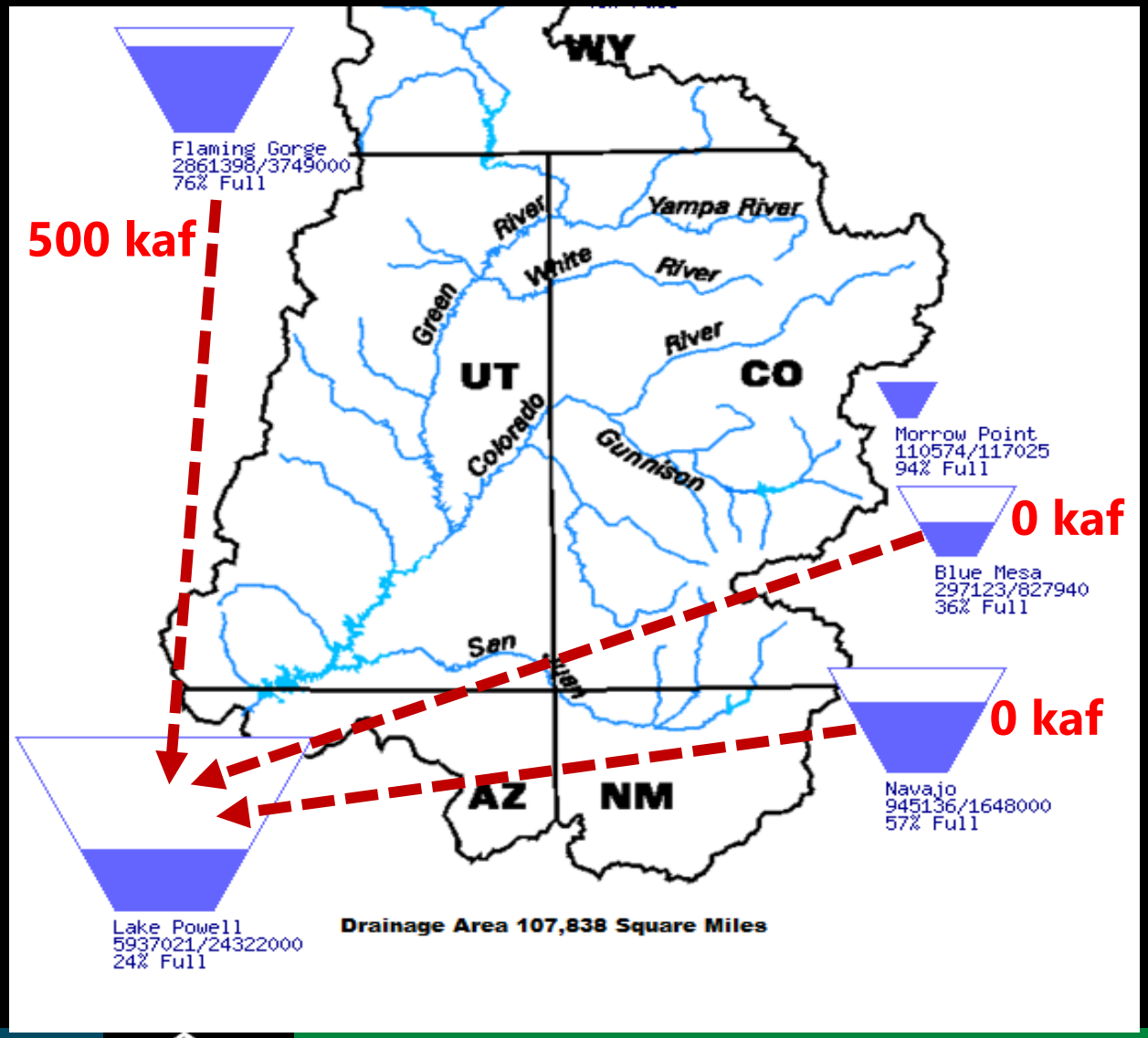

2021 DROA Releases

Flaming Gorge = 125 kaf
Blue Mesa = 36 kaf
Navajo = 0 kaf
Total = 161 kaf

2022 DROA Releases

Flaming Gorge = 500 kaf
Blue Mesa = 0 kaf
Navajo = 0 kaf
Total = 500 kaf

2022 Operations

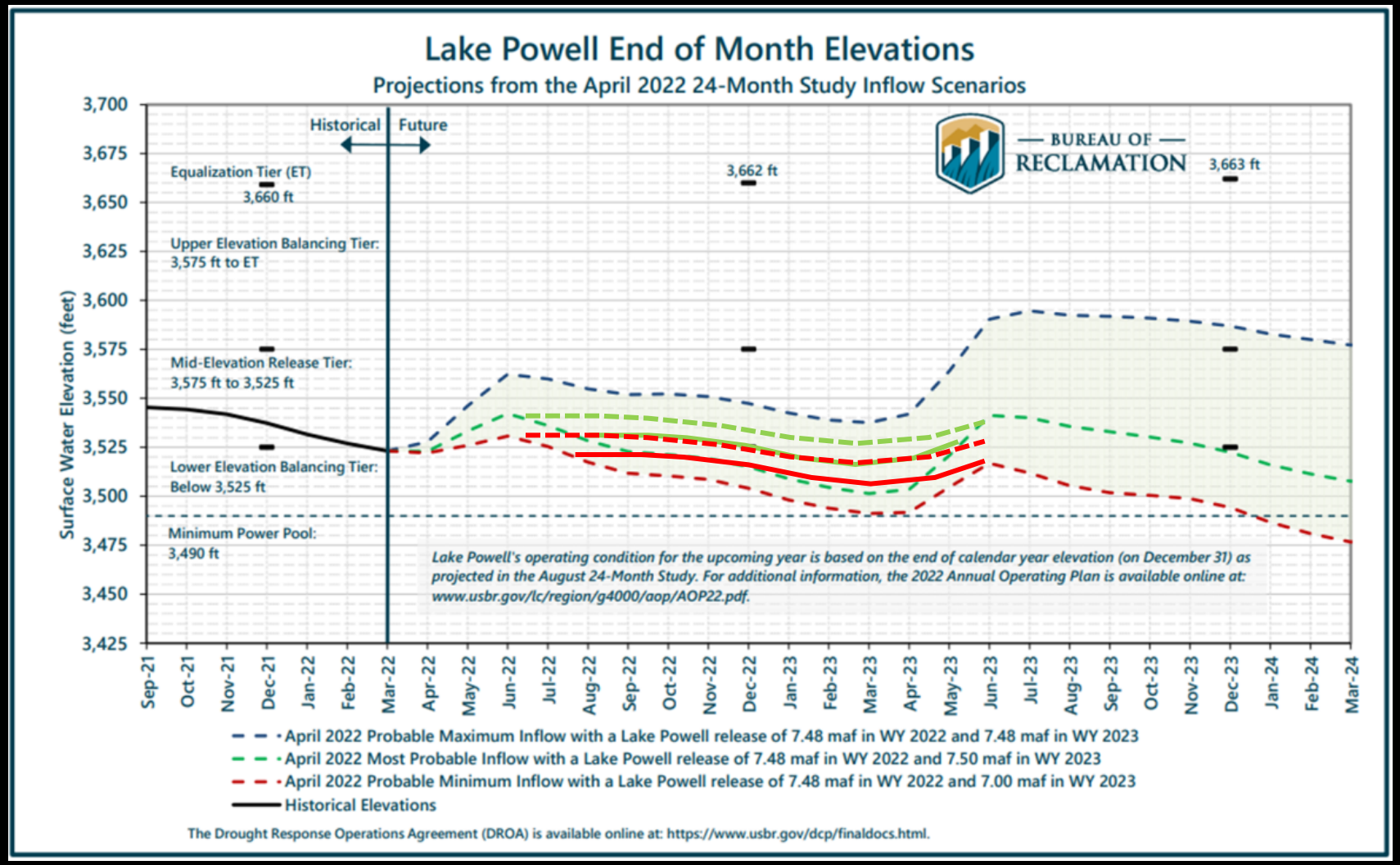

Colorado River states need to drastically cut down their water usage ASAP, or the federal government will step in

Basin Depletion Trends 2019 - 2022

- Trends:
  - Increasing Lower Basin uses 2019 – 2021, despite significant conservation and contributions
  - Lower Basin uses out of synch with hydrology, relying on storage and Lake Powell releases
  - Significant reductions in Upper Basin reflecting impacts of drought

DCP Tier Zero

DCP Tier Zero

Tier 1 + DCP Zero (Estimate)

provisional



Lower Basin Depletion Trends 2019 - 2022

DCP Tier Zero
(-241kaf)

DCP Tier Zero
(-241kaf)

Tier 1 + DCP Zero
(-613kaf)

2022 Allocation with Reductions:

CA 4.4 maf – 0 = 4.4 maf

AZ 2.8 maf – 512 kaf = 2.288 maf

NV 300 kaf - 21 kaf = 0.279 maf

MX 1.5 maf – 80 kaf = 1.42 maf

Total 8,387 maf

*(Provisional)

Questions & Discussion

TOWN COUNCIL AMENDED AGENDA FOR WORK SESSION & MEETING
Zoom Webinar and Town Council Chamber
3 S. Timber Ridge Parkway, Severance, CO 80550

MINUTES
AMENDED AGENDA FOR WORK SESSION & MEETING 2022-13
Tuesday, July 12, 2022, at 6:00 PM

Present:

Mayor:	Matthew Fries
Mayor Pro-tem:	Stephen Gagliardi
Council Members:	Frank Baszler
	Dennis 'Zeke' Kane
	Michelle Duda
	Dan Meyers
	David Bruen-Appointed/Sworn in at end of meeting

Absent:
Audience: Laura Young, Craig Joseph & Kaytlyn Slattery

Staff:
Nicholas Wharton, Town Manager
Lindsay Radcliff-Coombes, Deputy Town Manager
Abdul Barzak, Town Planner
Nancy Mueller CPA, Finance Director
Keith Martin, Town Attorney
Chris Messersmith, Town Engineer

A. CALL TO ORDER WORK SESSION

The Goal of the Work Session is to have the Town Council receive information on topics of Town business from the Town Manager, Town Attorney and Town Staff in order to exchange ideas and opinions regarding these topics.

1. **Pledge of Allegiance**

2. Bayswater Presentation

•

• Staff Presentation:

B CALL TO ORDER REGULAR MEETING

.

1. Roll Call

2. Agenda Review by Town Manager

3 Consent Calendar

.

The Consent Calendar is intended to allow the Town Council to spend time and energy on the important items and not routine actions. A Council Member may request an item on this calendar to be "pulled" off the Consent Calendar and considered separately as a regular agenda item. Items remaining on the Consent Calendar will be approved by Town Council with one vote.

MOTION WAS MADE BY Council Member Baszler, seconded by Mayor Pro-Tem Gagliardi to Approve Consent Calendar. All Council Members present voting Yes,

MOTION PASSED

a. 6.28.22 Minutes

4. Approval of Agenda

MOTION WAS MADE BY Mayor Pro-Tem Gagliardi, seconded by Council Member Baszler to Approve amended Agenda removing Item C.4 Ordinance 2022-14 to July 26, 2022. All Council Members present voting Yes,

MOTION PASSED

5 Public Comment

.

The purpose of the Public Comment is for members of the public to speak to the Town Council on any subject not scheduled on the agenda. To accomplish scheduled agenda items, comments should be limited to three minutes for those attending in person or an appropriate time as deemed by the Mayor. The Town Council is not obligated to make decisions or take action on comments but may choose to schedule the matter for a later discussion. Those addressing the Town Council, please state your name and address.

Kendra Adams: 396 Ridge Park Dr - Trustee for Library District

6 Communications

.

Council approval may be sought for administrative actions in association with staff reports.

a. Town Attorney

b. Town Staff

c. Town Management

d. Town Commission Members

e. Mayor

C. TOWN COUNCIL

1. **Special Use Review - 693 Takin Drive**

   • Legislative
   • Staff Presentation: Abdul Barzak, Town Planner

   MOTION WAS MADE BY Council Member Baszler, seconded by Council Member Meyers to Approve Mama Goose Daycare **Special Use Review** - 693 Takin Drive and applicant to obtain the town Business/Sales Tax License . All Council Members present voting Yes,

   MOTION PASSED

2. **Ordinance 2022-13: An Ordinance Amending Land Use Code**

   • Legislative
   • Staff Presentation: Keith Martin, Town Attorney

   MOTION WAS MADE BY Council Member Duda, seconded by Mayor Pro-Tem Gagliardi to Adopt **Ordinance 2022-13**: An Ordinance Amending Land Use Code. All Council Members present voting Yes,

   MOTION PASSED

3. **Ordinance 2022-11: Ordinance Regarding Suspension on the Community Development Department's Acceptance and Processing of Certain New Land Use Applications for Residential Development on Land Within the Boundaries of the Town of Severance Water Utility Enterprise**

   •
   • Staff Presentation:

   No Motion, Ordinance 2022-11 FAILS

4. **Ordinance 2022-14: An Ordinance of the Town Council of the Town of Severance, Colorado, Calling an Election on November 8, 2022, and Submitting to the Voters a Ballot Issue to Authorize a Use Tax on the Privilege of Storing, Using, or Consuming within the Town any Motor and other Vehicles for which Transportation Maintenance and Improvement Projects; and to Approve the Ballot Title and Text of the Ballot Issue to be Submitted at such Election**

   • Legislative
   • Staff Presentation: Mary Lynn Macsalka, Town Attorney

   Continued to July 26, 2022

5. **Ordinance 2022-15: An Ordinance of the Town Council of the Town of Severance, Colorado, Submitting to the Voters at the Regular Municipal Election on November 8, 2022, an Amendment to the Home Rule Charter Pertaining to Term Limites for Members of Town Council Elected to Fill Vacancies, and Setting the Ballot Title Therefor**

   • Legislative
   • Staff Presentation: Mary Lynn Macsalka, Town Attorney

   MOTION WAS MADE BY Council Member Baszler, seconded by Council Member Meyers to Adopt **Ordinance 2022-15**: An Ordinance of the Town Council of the Town of Severance, Colorado, Submitting to the Voters at the Regular Municipal Election on November 8, 2022, an Amendment to the Home Rule Charter Pertaining to Term Limites for Members of Town Council Elected to Fill Vacancies, and Setting the Ballot Title Therefor. All Council Members present voting Yes,

   MOTION PASSED

6. **Resolution 2022-30R: Moody Findings of Annexation**

   • Legislative
   • Staff Presentation: Abdul Barzak, Town Planner

   MOTION WAS MADE BY Council Member Duda, seconded by Council Member Kane to Approve **Resolution 2022-30R**: Moody Findings of Annexation with Amendments provided by Town Manager for Public Hearing to be scheduled for August 23rd, 2022. All Council Members present voting Yes,

   MOTION PASSED

7. **Resolution 2022-31R: Appropriation of Fund Transfers for Expenditure for 2021 Previously Appropriated Capital Improvement Projects and to Modify the Funding Source for the Transportation Rehab Program.**

   • Legislative
   • Staff Presentation: Nancy Mueller, Finance Director

8. Vacant Council Member Seat Interviews & Appointment

   • Legislative
   • Staff Presentation: Nicholas Wharton, Town Manager

   MOTION WAS MADE BY Council Member Duda, seconded by Mayor Pro-Tem Gagliardi to Appoint David Bruen to the vacant Town Council Member Seat .

YEAS: Fries, Gagliardi, Duda, Kane, Meyers	**6**
Baszler Abstained	**0**
NAYS: None	

   MOTION PASSED

D. COUNCIL MEMBER PETITIONS

Council Members may ask for items to be added to future agendas.

E. ADJOURN

Report Criteria:
Summary report.
Invoices with totals above $0 included.
Only paid invoices included.

Vendor Name	Invoice Number	Description	Amount Paid	Voided
AAA Auto Parts, Inc.	301210	Supplies	106.25	
Ablao Law, LLC	1116	Municipal Judge - June 2022	600.00	
AFLAC	474172	Employee Deductions	1,199.34	
Agfinity, Inc	H69211	park supplies	1,180.00	
Allegra Marketing Print Mail	40698	Municipal Court Notices, 2-part form Written Advisement, 2-part form	587.77	
Allegra Marketing Print Mail	40931	2-pt warning tickets	196.34	
Allegra Marketing Print Mail	40932	2pt Code Enforcement Warning Ticket	165.00	
Aloha Apparel, LLC	1087	PW uniforms	254.97	
Amazon Capital Services	16V4-YNP4-1NM9	10 Pack Motorola Antenna & tactical molle pouch bag	160.59	
Amazon Capital Services	1GTC-3XPJ-YLRW	Shallow well pumps, 3 AC outlets	1,520.28	
Ascent Broadband, LLC	029906	PD Internet Service	330.00	
Associated Landscape Contractor	3287	Membership Renewal	267.00	
Ayres Associates Inc.	200178	Land Use Advisory Committee	6,924.14	
BearCom	5391957	Plow Truck #230 Lights	2,137.56	
Berven Forestry and Fire, LLC	62222	Full cleanup of large cottonwood tree near 208 4th Ave	1,450.00	
Bunting Disposal, Inc.	-JUNE2022	Trash Service-Acct	85.00	
CEBT	INV 0049041	Group AAJ2 Health & Life Insurance	46,999.32	
Chase Wright Music	JUNE2022	Deposit Severance Days concert	2,750.00	
Christian Brothers Automotive-Wi	RO #2524840	2013 Ford Police Interceptor - Unit# 009 - replace belts, water pump,	3,611.14	
CIRSA	220772	2021 Workers' Compensation Payroll Audit	1,080.00	
Colorado Civil Group Inc.	0042.0000.00-64	Engineering - General Services	1,470.00	
Colorado Civil Group Inc.	0042.0021.00-04	Engineering - Cust# 274 -	62.00	
Colorado Civil Group Inc.	0042.0000.09-03	General Engineering - Water Fund	3,129.00	
Colorado Civil Group Inc.	0042.0500.03-16	Engineering - P-2101	597.50	
Colorado Civil Group Inc.	0042.0014.02-08	Engineering - Cust# 233	4,013.00	
Colorado Civil Group Inc.	0042.0009.03-32	Engineering - Cust# 193	70.00	
Colorado Civil Group Inc.	0042.0507.00-31	Engineering - WW-2004	62.00	
Colorado Civil Group Inc.	0042.0000.11-12	Engineering - Pending Projects	97.00	
Colorado Civil Group Inc.	0042.0502.01-24	Engineering - SW-2104	425.00	
Colorado Civil Group Inc.	0042.0511.00-05	Engineering - TR-2101	3,947.50	
Colorado Civil Group Inc.	0042.0006.02-09	Engineering - Cust# 80	8,721.50	
Colorado Civil Group Inc.	0042.0510.00-06	Engineering - TR-2201	1,540.00	
Colorado Civil Group Inc.	0042.0002.05-28	Engineering - Cust# 183	35.00	
Colorado Civil Group Inc.	0042.0506.02-11	Engineering - W-2101	706.00	
Colorado Civil Group Inc.	0042.0002.07-17	Engineering - Cust# 183	1,518.00	
Concrete Conservation, LLC	2022192	2022 Manhole rehab project - 150 spectrashield liner installed to (17)	48,750.00	
Core & Main LP	R025254	Inventory Meter pit supplies	7,849.66	
Core & Main LP	Q953453	Inventory Meters/Yokes	5,579.40	
CUMMINS SALES AND SERVICE	42-69670	SHOREVIEW PS - repair & maintenance	746.97	
CUMMINS SALES AND SERVICE	42-35950	Lift Station Repairs	382.48	
CUMMINS SALES AND SERVICE	42-29782	BALDRIDGE LIFTSTATION repair & maintenance	579.00	
CUMMINS SALES AND SERVICE	42-29783	SHOREVIEW PS - repair & maintenance	579.00	
DBC Irrigation Supply	S4588204.001	Commercial scrubbers/pvc ball valves	389.04	
DBC Irrigation Supply	S4624934.001	Irrigation supplies	40.52	
DBC Irrigation Supply	S4647182.001	Parks supplies	684.20	
Dept Public Health Environment	E220252	Monthly testing	926.50	
Direct Discharge Consulting, LLC	1811	April ORC Services	.00	
Direct Discharge Consulting, LLC	1760	Feb ORC Services	.00	
Direct Discharge Consulting, LLC	1740	Jan ORC Services	.00	
Direct Discharge Consulting, LLC	1789	March ORC Services	.00	
Direct Discharge Consulting, LLC	1836	May ORC Services	1,500.00	
Dog Waste Depot	487115	Dog bag supplies	373.33	

Vendor Name	Invoice Number	Description	Amount Paid	Voided
Dyekman Trophies, Inc.	358221	Name plate - new council member	13.00	
Dyekman Trophies, Inc.	297350	Name badge	12.00	
E-470 Public Highway Authority	2072946374	Express Toll - Lic# BLNV79 CO	13.45	
ECI Site Construction Manageme,	12-05 #12	21-05 - Phase II Community Park	147,739.19	
Faris Machinery Company	W61456	Repair and maintenance Eagle F-1312-D	1,043.50	
Fisher High Country Plumbing	2488	PD bathroom repair	160.00	
Freedom Mailing Services Inc	42980	Postcard Bill Processing	985.37	
Front Range Mobile Tire, Inc.	2679	PD spare tires/wheels	817.38	
Frontier Business Products	799217	PD - 96081 Copy Machine - Color Copies	70.06	
Frontier Business Products	796198	PW - Copy Machine 94240	402.01	
Gallegos Sanitation, Inc.	0642-000152816	Trash Service - Acct - Wastewater plant	51.32	
GLH CONSTRUCTION INC	201122923	Traffic Control signs/site work	90,224.50	
Goltz Asphalt Company	8084	22-0022 County Rd 23 South Overlay	115,946.31	
Greeley Police Department	2022	2022 Contribution to Weld County Task Force	1,000.00	
H2 Productions	JUNE2022	Opener for July 8th concert	400.00	
Hayashi & Macsalka, LLC	212	Legal Fees - Cust# 157	64.50	
Hayashi & Macsalka, LLC	213	Legal Fees - Cust# 274	172.00	
Hayashi & Macsalka, LLC	215	Legal Fees - Cust# 193	1,247.00	
Hayashi & Macsalka, LLC	216	Legal Fees - Cust# 80	516.00	
Hayashi & Macsalka, LLC	217	Legal Fees - P-2103	390.00	
Hayashi & Macsalka, LLC	218	Legal Fees - Cust# 265	623.50	
Hayashi & Macsalka, LLC	219	Legal Fees - Cust# 233	408.50	
Hayashi & Macsalka, LLC	214	Legal Fees - General Services	11,754.76	
J & J Const of Northern CO LLC	MAY2022 REFUND	Use Tax Refund Permits	92,429.91	
JR Engineering, LLC	80025	Engineering services - 275	42.50	
JR Engineering, LLC	80026	Engineering services - 80	170.00	
JR Engineering, LLC	80024	Review Traffic Study - - Cust 270	85.00	
JR Engineering, LLC	80027	Engineering services - Speed limits, truck route memo & maps	1,181.25	
Kustom Signals, Inc.	594480	Battery, power cord w/stop assy/charger	866.00	
La Salle Oil Co.	168682	Fuel	3,994.20	
La Salle Oil Co.	168115	Fuel	2,777.54	
Lands End Business Outfitters	SIN9886614	Admin Uniforms	381.35	
Life & Stories	11-716	Annual CAC Fees	750.00	
LightGig Communications, LLC	039050	Severance Town Hall Service	120.00	
MAC Equipment, Inc.	396896	Blade 10" - Walker Part #552	270.55	
MAC Equipment, Inc.	398802	Ventrac part #557	68.40	
Mike Marsh, LLC	JUNE2022	Final payment- Mike Marsh/Raisin Cain for concerts	2,250.00	
National Law Enforcement Supply	658186	CO blood specimen collection kit	54.00	
Next Step Communications, LLC	8857-#2	Business camera system installation	2,545.00	
North Weld County Water	3654000 - MAY2022	Fire Meter- Account #	24.90	
North Weld County Water	6546000 - MAY2022	Water Meter-Account #	69,884.81	
North Weld County Water	3386000 - MAY2022	Water Meter-Account #	3,719.56	
Northern Engineering Services Inc	1136-001/00081	Engineering- - Cust 265	237.50	
On Call Trash and Junk Removal	052422	Removal tires w/rims & no rims disposal	250.00	
Onix IT, Inc.	7349	Monthly IT Support	4,829.00	
Onix IT, Inc.	7308	Microsoft Surface Pro 8 Tablet - Nick	3,325.00	
Onix IT, Inc.	7311	Microsoft Surface Pro 7 Tablet - Council	1,173.50	
Permit Refunds	JUNE 2022 REFUNDS	Permit refund 21SEV-00822	78.00	
Permit Refunds	JUNE2022	Permit refund 21SEV-00924	1,000.00	
Permit Refunds	JUNE2022 REFUNDS	Permit refund 22SEV-00165	56.00	
Permit Refunds	JUN2022 REFUNDS	Permit refund 21SEV-00793	197.64	
PIONEER	S35-T35W1-7290	Tree City - Washington Cedar Mulch	212.85	
PIONEER	S35-T35W1-5198 CM	Product return	143.80-	
Poudre Valley REA	74118001 0622	2880 Branding Iron Power	59.46	
Poudre Valley REA	135 0622	Street Lights Phase 2 & 3	4,119.85	
Poulsen Ace Hardware, Inc.	693809	Trailer sprayer	429.02	
Precision Concrete Cutting	CO32729WH	Sidewalk Grinding for Trip Hazards	4,880.50	

Vendor Name	Invoice Number	Description	Amount Paid	Voided
PURCHASE POWER	052422	Acct # Postage	503.50	
Quench USA, Inc.	INV04031617	Quarterly Town Hall water service	135.96	
Recreational Electrical, LLC	11159	CSO wrap 2022 design	2,600.00	
Recreational Electrical, LLC	10920	Radios and docking stations	755.00	
Recreational Electrical, LLC	10306	Radio swap and install	210.00	
Recreational Electrical, LLC	11154	CSO wrap 2022 design	2,600.00	
Reprographics Inc	203745	Color Prints on bond	105.00	
Road Runner Grading LLC	JUNE2022	Dirt road pre-water and dust suppressant	22,697.00	
SAFEbuilt Colorado, Inc.	0085729-IN	Building Inspections	148,717.36	
Salt Lake Wholesale Sports	81154	Full metal jackets	498.20	
Security Central, Inc.	887716	Alarm monitoring - Security & Fire	296.10	
Skaggs Companies, Inc.	100_A_110616_3	Women's S/S street shirt	92.00	
Skaggs Companies, Inc.	100_A_110667_2 CM	Men's uniforms	128.00-	
Skaggs Companies, Inc.	100_A_114444_1	Women's S/S street shirt	64.00	
Skaggs Companies, Inc.	100_A_114444_2 CM	Women's S/S street shirt	64.00-	
Skaggs Companies, Inc.	100_A_110616_1	Women's S/S street shirt	128.00	
Skaggs Companies, Inc.	100_A_110616_2 CM	Women's S/S street shirt	128.00-	
Skaggs Companies, Inc.	100_A_110667_1	Men's uniforms	128.00	
Skaggs Companies, Inc.	100_A_110667_4	Armorskin Streetshirt Wool	46.00	
Skaggs Companies, Inc.	100_A_99762_4	Fleece Jacket	297.00	
Skaggs Companies, Inc.	100_A_99762_5	Chest embroidery left chest logo	162.00	
Skaggs Companies, Inc.	100_A_114444_3	Armorskin Streetshirt Wool	100.00	
Skaggs Companies, Inc.	100_A_117527_2	Patches	1,350.00	
Skaggs Companies, Inc.	100_A_123403_1	Fleece Jackets	212.00	
Spot On Sound Productions	JUNE2022	Final payment - Spot on Sound for concerts	10,181.25	
Staples Business Credit	7355701765-0-1 ORDER#	Paper	83.98	
Staples Business Credit	7358149059-0-1 ORDER#	PD paper	88.98	
Tanner Allen	APR2022 REFUND	Refund payment	22.00	
Team Laboratory Chemical, LLC	INV0030776	Super bugs for wastewater plant	982.50	
Terracon Consultants Inc.	TG84007	Project Mgr, Engr Tech Community Park Phase 2	850.00	
The Adams Group, LLC	36222	In progress audit	17,500.00	
Town of Windsor	015265-000 0522	Wastewater Treatment	13,273.09	
Traffic Signal Controls Inc	5078	School flashing system	3,400.00	
Treatment Technology, Inc.	187166	soda, sodium hydroxide sodium	438.00	
Uline	148061516	PW supplies	1,086.27	
UMB Staff Credit Cards	0151 0522		4,555.41	
UMB Staff Credit Cards	7258 0522		402.97	
UNUM Life Insurance Co America	050122	Monthly Disability Insurance	3,570.49	
Upper Case Printing Ink	18375	Annual CCR's for water quality	869.55	
USA Blue Book	996841	Water supplies	657.76	
USA Blue Book	003745	Purple paint	121.29	
Utility Notification Center	222051436	RTL Transmissions - May 2022	452.40	
Utility Refunds		UTILITY REFUND- -400 PRAIRIE CLOVER WAY	57.39	
Utility Refunds		UTILITY REFUND- -622 ROSEDALE STREET	1.12	
Utility Refunds		UTILITY REFUND- -718 TAKIN DRIVE	2.23	
Utility Refunds		UTILITY REFUND- -1905 TIMBER RIDGE PARKWAY	67.17	
Utility Refunds		UTILITY REFUND- -536 2ND STREET	85.07	
Utility Refunds		UTILITY REFUND- -1544 WATER VISTA LANE	120.64	
Utility Refunds		UTILITY REFUND- -624 SCOTCH PINE DR	76.78	
Utility Refunds		UTILITY REFUND- -931 MT ANDREW DRIVE	218.12	
Utility Refunds		UTILITY REFUND- -706 TAKIN DRIVE	81.69	
Utility Refunds		UTILITY REFUND- -628 SCOTCH PINE DR	1.08	
Utility Refunds		UTILITY REFUND- -1192 BOWEN PASS STREET	42.05	
Utility Refunds		UTILITY REFUND- -1458 MORAINE VALLEY DRIVE	33.52	
Utility Refunds		UTILITY REFUND- -453 3RD STREET	.61	
Utility Refunds		UTILITY REFUND- -1108 TUR STREET	71.19	
Utility Refunds		UTILITY REFUND- -511 BUCKRAKE STREET	76.01	

Vendor Name	Invoice Number	Description	Amount Paid	Voided
Utility Refunds		UTILITY REFUND- -1071 MAHOGANY WAY	188.71	
Utility Refunds		UTILITY REFUND- -963 MOUFLON DRIVE	6.19	
Utility Refunds		UTILITY REFUND- -1221 LILY MOUNTAIN ROAD	33.52	
Utility Refunds		UTILITY REFUND- -1119 JAVELINA STREET	.64	
Utility Refunds		UTILITY REFUND- -973 MOUFLON DRIVE	12.13	
Utility Refunds		UTILITY REFUND- -1250 WILD BASIN ROAD	32.44	
Utility Refunds		UTILITY REFUND- -977 MOUFLON DRIVE	19.69	
Utility Refunds		UTILITY REFUND- -1248 WILD BASIN ROAD	17.30	
Utility Refunds		UTILITY REFUND- -252 GWYNETH LAKE DRIVE	438.60	
Utility Refunds		UTILITY REFUND- -438 PTARMIGAN STREET	104.45	
Utility Refunds		UTILITY REFUND- -1226 BALDRIDGE DRIVE	32.66	
Utility Refunds		UTILITY REFUND- -1477 MORAINE VALLEY DRIVE	33.52	
Utility Refunds		UTILITY REFUND- -571 ELLINGWOOD POINTE DRIVE	68.00	
Utility Refunds		UTILITY REFUND- -1083 MAHOGANY WAY	161.62	
Vector Disease Control Internation	PI-A00010707	2022 Mosquito Control Services	3,658.50	
Verizon Wireless	9906815575	Cell Phone Service - TH & PW	1,051.80	
Verizon Wireless	9907843611	Cell Phone Service - PD	1,783.54	
Waste Management of Colorado, I	DUPLICATE PMT	Trash Service - PW	73.75-	
Waste Management of Colorado, I	4878966-2534-9	Roll Off Trash Service	577.64	
Waste Management of Colorado, I	4871861-2534-9	Trash Service - PW	113.12	
Weld Co Underground Water User	2270	Annual assessment	238.00	
Weld Co Underground Water User	2316	Transfer fee for well WC443 from Tailholt Land & Water Investments	200.00	
WEX BANK	81272756	Offsite Fuel	1,198.56	
White Knuckle Productions, LLC	JUNE2022	Hotel	2,950.00	
Xcel Energy	781993313	Street Lights	3,304.26	
Xcel Energy	781617055	- 20/15 2-6-67 Sewage Plant	8,445.69	
Xcel Energy	777997036	Street Lights	201.90	
Grand Totals:			1,008,398.6	

Report Criteria:
Summary report.
Invoices with totals above $0 included.
Only paid invoices included.

TOWN OF SEVERANCE
COMBINED CASH INVESTMENT
JUNE 30, 2022

COMBINED CASH ACCOUNTS

01-100700	CASH ON HAND	1,687
01-101000	BANK OF CO- CHECKING ***1469	5,473,551
01-101500	BANK OF CO CREDIT CARD ***1481	111,613
01-102100	COLOTRUST	25,201,051
01-102180	UMB SAFEKEEPING	20,191,160
01-106000	XPRESS DEPOSIT ACCOUNT	190,376
	TOTAL COMBINED CASH	51,169,438
01-100000	CASH ALLOCATED TO OTHER FUNDS	(51,169,438)
	TOTAL UNALLOCATED CASH	

CASH ALLOCATION RECONCILIATION

10	ALLOCATION TO GENERAL FUND	16,612,218
11	ALLOCATION TO CONSERVATION TRUST FUND	102,533
12	ALLOCATION TO TRANSPORTATION FUND	3,504,362
13	ALLOCATION TO PARKS FUND	290,874
14	ALLOCATION TO PUBLIC FACILITIES FUND	1,092,103
15	ALLOCATION TO PUBLIC SAFETY FUND	210,243
51	ALLOCATION TO WATER FUND	16,892,927
52	ALLOCATION TO WASTEWATER FUND	11,446,475
53	ALLOCATION TO STORMWATER FUND	1,272,765
75	ALLOCATION TO CAPITAL PROJECTS	(255,061)
	TOTAL ALLOCATIONS TO OTHER FUNDS	51,169,438
	ALLOCATION FROM COMBINED CASH FUND - 01-100000	(51,169,438)
	ZERO PROOF IF ALLOCATIONS BALANCE	

TOWN OF SEVERANCE
BALANCE SHEET
JUNE 30, 2022

GENERAL FUND

	ASSETS			
10-100000	CASH - COMBINED FUND		16,612,218	
10-105000	TAXES RECEIVABLE		51,779	
10-105300	CASH W/ WELD COUNTY TREASURER		518,983	
10-115000	ACCOUNTS RECEIVABLE		13,000	
10-115010	FUEL INVENTORY		4,332	
10-115200	GRANT RECEIVABLE		36,695	
10-115300	CONTRACT RECEIVABLE		2,757	
10-120000	DEVELOPER RECEIVABLES		16,539	
10-131000	DUE FROM OTHER GOVERNMENTS		160,866	
	TOTAL ASSETS			17,417,169
	LIABILITIES AND EQUITY			
	LIABILITIES			
10-202000	ACCOUNTS PAYABLE		105,485	
10-203000	CUSTOMER DEPOSITS-DEVELOPERS		38,588	
10-203500	CUSTOMER DEPOSITS-RENTALS		1,325	
10-211400	COLORADO UNEMPLOYMENT PAYABLE		1,263	
10-211800	DEFERRED PROPERTY TAXES		51,779	
10-222000	DEFERRED REVENUE		818,889	
	TOTAL LIABILITIES			1,017,330
	FUND EQUITY			
	UNAPPROPRIATED FUND BALANCE:			
10-290000	FUND BALANCE	14,228,472		
	REVENUE OVER EXPENDITURES - YTD	2,171,367		
	BALANCE - CURRENT DATE		16,399,839	
	TOTAL FUND EQUITY			16,399,839
	TOTAL LIABILITIES AND EQUITY			17,417,169

TOWN OF SEVERANCE
REVENUES AND EXPENDITURES WITH COMPARISON TO BUDGET
FOR THE 6 MONTHS ENDING JUNE 30, 2022

GENERAL FUND

		PERIOD ACTUAL	YTD ACTUAL	BUDGET	UNEARNED	PCNT
REVENUE						
	TAXES					
10-31-1000	GENERAL PROPERTY TAX	512,213	1,760,308	1,799,151	38,843	97.8
10-31-3000	SALES TAX	(14,073)	713,072	1,680,000	966,928	42.4
10-31-4000	USE TAX BUILDING MATERIALS	64,703	777,787		(777,787)	.0
10-31-8100	SEVERANCE TAX (OIL & GAS)			5,000	5,000	.0
10-31-8200	FRANCHISE	14,738	115,330	160,000	44,670	72.1
10-31-9000	INTEREST / DELINQUENT TAX	131	177	300	123	59.0
	TOTAL TAXES	577,712	3,366,673	3,644,451	277,778	92.4
	LICENSES & PERMITS					
10-32-1000	BUS.LICENSE	95	1,455	4,000	2,545	36.4
10-32-1100	LIQUOR LICENSE	100	200	300	100	66.7
10-32-2000	HOME BASED BUSINESS FEES		500	1,500	1,000	33.3
10-32-2100	BUILDING PERMIT & LICENSE	48,119	436,044	550,000	113,956	79.3
10-32-2600	ANIMAL LICENSES	265	970	750	(220)	129.3
10-32-3100	ADMIN. SERVICE DEVELOPMENT FEE	2,400	38,100	59,400	21,300	64.1
10-32-3400	ADMINISTRATION FEES	11,190	128,679		(128,679)	.0
10-32-4100	PLANNING ADMIN & APP FEES	250	3,800	7,500	3,700	50.7
10-32-4150	OTHER LICENSES, PERMITS & FEES	500	5,000		(5,000)	.0
	TOTAL LICENSES & PERMITS	62,919	614,748	623,450	8,702	98.6
	INTERGOVERNMENTAL					
10-33-4000	STATE GRANTS	13,423	52,518		(52,518)	.0
10-33-5000	HIGHWAY USERS	17,477	94,521	259,905	165,384	36.4
10-33-5050	MINERAL LEASE			35,000	35,000	.0
10-33-5100	MOTOR VEHICLE FEES	3,703	24,732	52,000	27,268	47.6
10-33-5200	COUNTY ROAD & BRIDGE		44,636	115,000	70,364	38.8
10-33-5300	SPECIFIC OWNERSHIP TAX	8,060	51,495	65,000	13,505	79.2
10-33-5600	CIGARETTE TAX		1,921	3,000	1,079	64.0
10-33-6000	SHARED REVENUE WINDSOR	35,154	179,527	100,000	(79,527)	179.5
	TOTAL INTERGOVERNMENTAL	77,818	449,350	629,905	180,555	71.3
	CHARGES FOR SERVICES					
10-34-1100	COURT COSTS	143	773	2,000	1,227	38.7
10-34-1200	POLICE REVENUE	750	29,194	45,000	15,806	64.9
10-34-1400	MAPS, PLANS, COPIES	334	1,482	150	(1,332)	987.8
	TOTAL CHARGES FOR SERVICES	1,227	31,448	47,150	15,702	66.7

TOWN OF SEVERANCE
REVENUES AND EXPENDITURES WITH COMPARISON TO BUDGET
FOR THE 6 MONTHS ENDING JUNE 30, 2022

GENERAL FUND

		PERIOD ACTUAL	YTD ACTUAL	BUDGET	UNEARNED	PCNT
	FINES & FORFEITS					
10-35-1000	MUNICIPAL COURT FINES	6,030	20,732	50,000	29,268	41.5
10-35-1100	SURCHARGE	260	1,000	2,000	1,000	50.0
10-35-1300	RESTITUTION		33	100	67	33.0
	TOTAL FINES & FORFEITS	6,290	21,765	52,100	30,335	41.8
	MISCELLANEOUS					
10-36-1000	RETURN CHECK CHARGES	240	1,530	1,000	(530)	153.0
10-36-1600	SPECIAL ASSESSMENTS			3,981	3,981	.0
10-36-2000	OTHER MISCELLANEOUS REVENUE	2,041	19,606	3,000	(16,606)	653.5
10-36-3000	RENT	3,455	20,655	41,200	20,545	50.1
10-36-3500	INTEREST AND DIVIDENDS	11,687	22,732	50,000	27,268	45.5
10-36-3550	CHANGE IN MARKET VALUE	(45,001)	(220,980)		220,980	.0
10-36-4500	MATERIALS AND LABOR		5,544	8,000	2,456	69.3
10-36-5000	SPECIAL EVENT REVENUE	31,450	63,273	25,000	(38,273)	253.1
10-36-6500	REIMBURSEMENTS/REFUNDS		90		(90)	.0
10-36-8050	OIL AND GAS ROYALTIES	1,381	5,375	10,000	4,625	53.8
10-36-9900	OTHER REVENUES		523,309		(523,309)	.0
	TOTAL MISCELLANEOUS	5,253	441,134	142,181	(298,953)	310.3
	TOTAL FUND REVENUE	731,218	4,925,119	5,139,237	214,118	95.8

EXPENDITURES

TOWN OF SEVERANCE
EXPENDITURES WITH COMPARISON TO BUDGET
FOR THE 6 MONTHS ENDING JUNE 30, 2022

GENERAL FUND

		PERIOD ACTUAL	YTD ACTUAL	BUDGET	UNEXPENDED	PCNT
	LEGISLATIVE					
10-41-1100	REGULAR STAFF WAGES	5,654	33,923	73,500	39,577	46.2
10-41-1104	RETIREMENT 457	170	1,018	2,205	1,187	46.2
10-41-1105	BOARD OF TRUSTEE FEES	850	4,800	15,000	10,200	32.0
10-41-1130	FICA/MEDICARE	495	2,948	5,586	2,638	52.8
10-41-1140	WORKERS COMPENSATION		970	200	(770)	485.0
10-41-1150	UNEMPLOYMENT	11	68	221	153	30.7
10-41-1160	HEALTH INSURANCE	948	5,687	11,340	5,653	50.2
10-41-1161	DISABILITY INSURANCE	125	753	1,380	627	54.6
10-41-1162	INSURANCE DEDUCTIBLE REIMBURSE		1,000	1,000		100.0
10-41-2100	LEGAL FEES	9,718	61,917	70,000	8,083	88.5
10-41-3150	TELEPHONE	68	406		(406)	.0
10-41-3180	MILEAGE			1,000	1,000	.0
10-41-3210	INSURANCE AND BONDS		15,479	22,000	6,521	70.4
10-41-3330	PUBLISHING/RECORDING		723	2,600	1,877	27.8
10-41-3350	ORDINANCE CODIFICATION		995	3,500	2,505	28.4
10-41-3810	DUES/MEMBERSHIPS/SUBSCRIPTIONS		691	2,700	2,009	25.6
10-41-3820	CONTINUING EDUCATION	1,593	4,136	11,000	6,864	37.6
10-41-3825	MEETING/MEALS	689	3,654	10,000	6,346	36.5
10-41-3990	MISCELLANEOUS		12	500	488	2.4
10-41-4320	COMPUTER REPLACE./AUDIO VISUAL		2,347	5,000	2,653	46.9
10-41-4330	COMPUTER SUPPORT AND MAINT	(995)	15,715	18,500	2,786	84.9
10-41-4810	UNIFORMS		446	2,000	1,554	22.3
10-41-4990	SUPPLIES	173	1,668	1,000	(668)	166.8
10-41-5500	TOWN COUNCIL DISCRETIONARY	121	24,028	144,843	120,815	16.6
10-41-5550	LAND USE ADVISORY COMMITTEE	1,326	6,551	30,000	23,449	21.8
10-41-5560	TREE BOARD		753	2,000	1,247	37.7
10-41-8200	ALLOCATION TO WATER FUND	(2,478)	(17,166)	(25,896)	(8,730)	(66.3)
10-41-8300	ALLOCATION TO WASTEWATER FUND	(2,360)	(16,347)	(24,663)	(8,316)	(66.3)
10-41-8400	ALLOCATION TO STORMWATER FUND	(787)	(5,454)	(8,221)	(2,767)	(66.3)
	TOTAL LEGISLATIVE	15,319	151,721	378,295	226,574	40.1
	ELECTIONS					
10-42-3320	PRINTING			10,000	10,000	.0
10-42-3330	PUBLISHING			500	500	.0
10-42-3980	ELECTION JUDGES			2,000	2,000	.0
10-42-3990	JUDGE'S MEALS			500	500	.0
10-42-4340	POSTAGE			4,000	4,000	.0
10-42-4990	SUPPLIES		51	500	449	10.2
	TOTAL ELECTIONS		51	17,500	17,449	.3

TOWN OF SEVERANCE
EXPENDITURES WITH COMPARISON TO BUDGET
FOR THE 6 MONTHS ENDING JUNE 30, 2022

GENERAL FUND

		PERIOD ACTUAL	YTD ACTUAL	BUDGET	UNEXPENDED	PCNT
	JUDICIAL					
10-43-1100	REGULAR STAFF WAGES	1,841	10,845	21,850	11,005	49.6
10-43-1102	OVERTIME			250	250	.0
10-43-1104	RETIREMENT 457	55	323	656	333	49.2
10-43-1130	FICA/MEDICARE	118	697	1,672	975	41.7
10-43-1140	WORKERS COMPENSATION		485	25	(460)	1940.1
10-43-1150	UNEMPLOYMENT	4	23	66	43	35.1
10-43-1160	HEALTH INSURANCE	688	3,442	8,244	4,802	41.8
10-43-1161	DISABILITY INSURANCE	39	237	480	243	49.3
10-43-1162	INSURANCE DEDUCTIBLE REIMBURSE			500	500	.0
10-43-2100	LEGAL FEES		4,876	13,000	8,124	37.5
10-43-2110	MUNICIPAL JUDGE	600	3,200	6,600	3,400	48.5
10-43-3150	TELEPHONE	13	81		(81)	.0
10-43-3830	TRANSLATOR/JUROR FEES			1,500	1,500	.0
10-43-4310	COURT SUPPLIES		588	200	(388)	293.9
	TOTAL JUDICIAL	3,359	24,796	55,043	30,247	45.1

TOWN OF SEVERANCE
EXPENDITURES WITH COMPARISON TO BUDGET
FOR THE 6 MONTHS ENDING JUNE 30, 2022

GENERAL FUND

		PERIOD ACTUAL	YTD ACTUAL	BUDGET	UNEXPENDED	PCNT
	ADMINISTRATION					
10-44-1100	REGULAR STAFF WAGES	16,847	101,601	179,003	77,402	56.8
10-44-1101	PART-TIME STAFF WAGES			7,500	7,500	.0
10-44-1102	OVERTIME	151	151	3,000	2,849	5.0
10-44-1104	RETIREMENT	587	3,507	6,373	2,866	55.0
10-44-1130	FICA/MEDICARE	1,214	7,287	14,267	6,980	51.1
10-44-1140	WORKERS COMPENSATION		2,846	250	(2,596)	1138.5
10-44-1150	UNEMPLOYMENT	34	204	537	333	37.9
10-44-1160	HEALTH & LIFE INSURANCE	3,532	21,194	34,044	12,850	62.3
10-44-1161	DISABILITY INSURANCE	300	1,802	2,922	1,120	61.7
10-44-1162	INSURANCE DEDUCTIBLE REIMBURSE			2,450	2,450	.0
10-44-2100	LEGAL FEES		117	5,000	4,883	2.3
10-44-3110	UTILITIES	767	3,435	5,000	1,565	68.7
10-44-3150	TELEPHONE	306	1,874	6,000	4,126	31.2
10-44-3175	BUILDING REPAIRS & MAINTENANCE	871	7,936	20,000	12,064	39.7
10-44-3177	VEHICLE REPAIRS & MAINTENANCE		63	800	737	7.9
10-44-3210	INSURANCE AND BONDS		17,598	25,000	7,402	70.4
10-44-3220	CIRSA DEDUCTIBLES			1,500	1,500	.0
10-44-3330	PUBLISHING			20,000	20,000	.0
10-44-3350	BAD DEBTS		976		(976)	.0
10-44-3810	DUES/MEMBERSHIPS/SUBSCRIPTIONS		395	6,000	5,605	6.6
10-44-3820	CONTINUING EDUCATION	4,085	5,514	7,500	1,986	73.5
10-44-3825	MEALS/MISCELLANEOUS		1,127	2,000	873	56.3
10-44-3990	MISCELLANEOUS SERVICES/COPIER	736	2,305	3,500	1,195	65.9
10-44-3992	SPECIAL EVENT EXPENDITURE	19,649	81,881	155,000	73,119	52.8
10-44-4000	ADVERTISING			3,000	3,000	.0
10-44-4310	OFFICE SUPPLIES	1,289	4,530	6,000	1,470	75.5
10-44-4320	COMPUTER REPLACE./AUDIO VISUAL	489	10,560	40,000	29,440	26.4
10-44-4330	COMPUTER SUPPORT AND MAINT	4,582	21,099	33,575	12,476	62.8
10-44-4340	POSTAGE	504	1,511	3,000	1,490	50.4
10-44-4390	OTHER OFFICE EXPENSE	202	473	3,000	2,527	15.8
10-44-4520	VEHICLE FUEL	1,242	2,113	1,500	(613)	140.8
10-44-4810	UNIFORMS	277	972	1,100	128	88.4
10-44-4990	MISCELLANEOUS SUPPLIES		1,159	3,000	1,841	38.6
10-44-8000	LEASE PAYMENT	221	442	1,000	558	44.2
10-44-8200	ALLOCATION TO WATER FUND	(5,043)	(27,421)	(53,354)	(25,933)	(51.4)
10-44-8300	ALLOCATION TO WASTEWATER FUND	(4,802)	(26,110)	(50,813)	(24,703)	(51.4)
10-44-8400	ALLOCATION TO STORMWATER FUND	(1,603)	(8,715)	(16,938)	(8,223)	(51.5)
	TOTAL ADMINISTRATION	46,436	242,424	481,716	239,292	50.3

TOWN OF SEVERANCE
EXPENDITURES WITH COMPARISON TO BUDGET
FOR THE 6 MONTHS ENDING JUNE 30, 2022

GENERAL FUND

		PERIOD ACTUAL	YTD ACTUAL	BUDGET	UNEXPENDED	PCNT
	FINANCE					
10-45-1100	REGULAR STAFF WAGES	14,569	87,412	173,158	85,746	50.5
10-45-1102	OVERTIME			100	100	.0
10-45-1104	RETIREMENT 457	437	2,622	5,195	2,573	50.5
10-45-1130	FICA/MEDICARE	1,102	6,616	13,247	6,631	49.9
10-45-1140	WORKERS COMPENSATION		2,086	215	(1,871)	970.1
10-45-1150	UNEMPLOYMENT	29	175	519	344	33.7
10-45-1160	HEALTH & LIFE INSURANCE	2,512	14,909	36,191	21,282	41.2
10-45-1161	DISABILITY INSURANCE	273	1,636	2,994	1,358	54.6
10-45-1162	INSURANCE DEDUCTIBLE REIMBURSE		1,400	2,150	750	65.1
10-45-2200	AUDIT & ACCOUNTING FEES		17,500	20,000	2,500	87.5
10-45-3150	TELEPHONE	59	352		(352)	.0
10-45-3315	WELD COUNTY TREASURER FEE	5,123	17,601	21,000	3,399	83.8
10-45-3340	BANK CHARGES			2,000	2,000	.0
10-45-3810	DUES/MEMBERSHIPS/SUBSCRIPTIONS			1,000	1,000	.0
10-45-3820	CONTINUING EDUCATION	2,531	2,531	6,000	3,469	42.2
10-45-4310	OFFICE SUPPLIES		708	1,500	792	47.2
10-45-4330	COMPUTER SUPPORT AND MAINT			6,500	6,500	.0
10-45-4810	UNIFORMS			700	700	.0
10-45-8200	ALLOCATION TO WATER FUND	(2,397)	(13,999)	(26,322)	(12,323)	(53.2)
10-45-8300	ALLOCATION TO WASTEWATER FUND	(2,282)	(13,330)	(25,069)	(11,739)	(53.2)
10-45-8400	ALLOCATION TO STORMWATER FUND	(762)	(4,450)	(8,356)	(3,906)	(53.3)
	TOTAL FINANCE	21,192	123,768	232,722	108,954	53.2

GENERAL FUND

		PERIOD ACTUAL	YTD ACTUAL	BUDGET	UNEXPENDED	PCNT
	PUBLIC SAFETY					
10-51-1100	REGULAR STAFF WAGES	66,512	395,868	900,523	504,655	44.0
10-51-1102	OVERTIME	2,158	23,734	40,000	16,266	59.3
10-51-1104	RETIREMENT	249	1,492	3,903	2,411	38.2
10-51-1130	FICA/MEDICARE	1,359	8,342	21,124	12,782	39.5
10-51-1140	WORKERS COMPENSATION		11,656	23,750	12,094	49.1
10-51-1150	UNEMPLOYMENT	137	837	2,702	1,865	31.0
10-51-1155	POLICE PENSION	5,208	30,308	69,338	39,030	43.7
10-51-1160	HEALTH INSURANCE	16,090	94,627	214,464	119,837	44.1
10-51-1161	DISABILITY INSURANCE	3,084	17,658	28,943	11,285	61.0
10-51-1162	INSURANCE DEDUCTIBLE REIMBURSE		1,000	12,500	11,500	8.0
10-51-2100	LEGAL FEES			1,000	1,000	.0
10-51-2300	MEDICAL		525	2,000	1,475	26.3
10-51-2310	PSYCHOLOGICAL			1,500	1,500	.0
10-51-2900	CONTRACT POLICE SERVICES		750		(750)	.0
10-51-2990	OTHER PROFESSIONAL FEES	153	25,487	40,000	14,513	63.7
10-51-3110	UTILITIES	542	2,618	5,000	2,382	52.4
10-51-3150	TELEPHONE/PAGERS	1,634	8,598	20,000	11,402	43.0
10-51-3170	REPAIRS & MAINTENANCE	160	1,456	3,000	1,544	48.5
10-51-3175	BUILDING REPAIRS & MAINTENANCE	550	1,190		(1,190)	.0
10-51-3177	VEHICLE REPAIRS & MAINTENANCE	2,073	20,709	30,000	9,291	69.0
10-51-3180	MILEAGE		51	500	449	10.2
10-51-3210	INSURANCE AND BONDS		25,196	26,000	804	96.9
10-51-3220	CIRSA DEDUCTIBLES			10,000	10,000	.0
10-51-3320	PRINTING/FORMS	431	1,398	5,000	3,602	28.0
10-51-3610	DISPATCH COMMUNICATIONS		3,753	25,000	21,247	15.0
10-51-3630	MENTAL HEALTH CO-RESP. PROGRAM			30,000	30,000	.0
10-51-3640	DRUG TASK FORCE	1,000	1,000	1,000		100.0
10-51-3650	DOG TAGS/IMPOUND FEES			1,000	1,000	.0
10-51-3690	MOSQUITO CONTROL	7,317	14,634	30,000	15,366	48.8
10-51-3740	RADIO MAINTENANCE		176	2,500	2,324	7.0
10-51-3810	DUES/MEMBERSHIPS/SUBSCRIPTIONS		775	2,500	1,725	31.0
10-51-3820	CONTINUING EDUCATION & TRAIN	1,252	3,781	13,000	9,219	29.1
10-51-3825	MEALS/MISCELLANEOUS		409	1,000	591	40.9
10-51-3840	CONFINEMENT FEES			2,000	2,000	.0
10-51-3850	LAB TESTING FEES		176	2,500	2,324	7.1
10-51-3950	TOWING			1,000	1,000	.0
10-51-3990	MISCELLANEOUS SERVICES		553	2,000	1,447	27.7
10-51-4300	OFFICE FURNITURE			1,000	1,000	.0
10-51-4310	OFFICE SUPPLIES	70	1,364	3,000	1,636	45.5
10-51-4330	COMPUTER SUPPORT AND MAINT	1,504	16,440	46,775	30,335	35.2
10-51-4340	POSTAGE		14	200	186	7.0
10-51-4520	VEHICLE FUEL	4,011	17,669	20,000	2,331	88.3
10-51-4720	EQUIPMENT FOR PATROL	1,000	1,690	5,000	3,310	33.8
10-51-4730	EQUIPMENT FOR TRAINING		784	5,000	4,216	15.7
10-51-4740	EQUIPMENT FOR INVEST./EVIDENCE	412	912	5,000	4,088	18.2
10-51-4810	UNIFORMS	3,704	11,398	15,000	3,602	76.0
10-51-4990	MISCELLANEOUS SUPPLIES	457	3,007	5,000	1,993	60.1
10-51-5001	TORNADO SIRENS			2,500	2,500	.0
10-51-7000	CAPITAL OUTLAY		293,059	288,825	(4,234)	101.5
10-51-7550	VEHICLES	8,155	112,179	159,260	47,081	70.4
10-51-7990	OTHER SMALL EQUIPMENT		1,994	3,000	1,006	66.5

GENERAL FUND

		PERIOD ACTUAL	YTD ACTUAL	BUDGET	UNEXPENDED	PCNT
	TOTAL PUBLIC SAFETY	129,222	1,159,269	2,134,307	975,038	54.3
	STREETS / MAINTENANCE					
10-61-1100	REGULAR STAFF WAGES	7,145	57,682	133,094	75,412	43.3
10-61-1101	PART-TIME STAFF WAGES			30,000	30,000	.0
10-61-1102	OVERTIME	337	1,460	5,000	3,540	29.2
10-61-1104	RETIREMENT	222	1,674	3,993	2,319	41.9
10-61-1130	FICA/MEDICARE	518	4,172	11,712	7,540	35.6
10-61-1140	WORKERS COMPENSATION		2,328	3,600	1,272	64.7
10-61-1150	UNEMPLOYMENT	15	118	399	281	29.5
10-61-1160	HEALTH & LIFE INSURANCE	2,010	16,885	37,140	20,255	45.5
10-61-1161	DISABILITY INSURANCE	161	1,274	2,514	1,240	50.7
10-61-1162	INSURANCE DEDUCTIBLE REIMBURSE			2,400	2,400	.0
10-61-2990	OTHER PROFESSIONAL FEES			500	500	.0
10-61-3150	TELEPHONE	72	575	1,500	925	38.3
10-61-3161	STREET LIGHTING	6,100	36,284	80,000	43,716	45.4
10-61-3172	REPAIRS & MAINTENANCE - STREET	27,578	27,578	175,000	147,423	15.8
10-61-3173	REPAIRS & MAINTENANCE - EQUIPM	2,138	25,083	28,000	2,917	89.6
10-61-3175	BUILDING REPAIRS & MAINTENANCE	89	597		(597)	.0
10-61-3177	VEHICLE REPAIRS & MAINTENANCE		3,338	9,000	5,662	37.1
10-61-3820	CONTINUING EDUCATION		118	2,000	1,882	5.9
10-61-4311	STREET SUPPLIES	948	1,997	5,000	3,003	39.9
10-61-4330	COMPUTER SUPPORT & MAINTENANCE	231	2,414	4,438	2,024	54.4
10-61-4520	VEHICLE FUEL	978	4,931	9,000	4,069	54.8
10-61-4810	UNIFORMS		214	900	686	23.7
10-61-4990	MISCELLANEOUS SUPPLIES	106	1,782	2,500	718	71.3
10-61-5000	STREET SIGNS		6,170	15,000	8,830	41.1
10-61-5001	SNOW AND ICE REMOVAL		37,720	40,000	2,280	94.3
	TOTAL STREETS / MAINTENANCE	48,648	234,394	602,690	368,296	38.9

TOWN OF SEVERANCE
EXPENDITURES WITH COMPARISON TO BUDGET
FOR THE 6 MONTHS ENDING JUNE 30, 2022

GENERAL FUND

		PERIOD ACTUAL	YTD ACTUAL	BUDGET	UNEXPENDED	PCNT
	PUBLIC WORKS OVERHEAD					
10-64-1100	REGULAR STAFF WAGES	1,010	7,674	17,767	10,093	43.2
10-64-1102	OVERTIME	67	329	500	171	65.8
10-64-1104	RETIREMENT	32	236	533	297	44.2
10-64-1130	FICA/MEDICARE	73	562	1,359	797	41.4
10-64-1140	WORKERS COMPENSATION		291	300	9	97.0
10-64-1150	UNEMPLOYMENT	2	16	53	37	30.2
10-64-1160	HEALTH & LIFE INSURANCE	214	2,230	4,830	2,600	46.2
10-64-1161	DISABILITY INSURANCE	22	175	348	173	50.2
10-64-1162	INSURANCE DEDUCTIBLE REIMBURSE			300	300	.0
10-64-3110	UTILITIES	1,717	11,658	20,000	8,342	58.3
10-64-3150	TELEPHONES & INTERNET	65	399	6,800	6,401	5.9
10-64-3175	BUILDING REPAIRS & MAINTENANCE	339	5,564	14,000	8,436	39.8
10-64-3177	VEHICLE REPAIRS & MAINTENANCE	4	51	1,000	949	5.1
10-64-3210	INSURANCE AND BONDS		21,246	29,000	7,754	73.3
10-64-3820	CONTINUING EDUCATION		261	1,000	739	26.1
10-64-3825	MEALS, MEETINGS AND TRAVEL	13	276	500	224	55.3
10-64-3990	MISCELLANEOUS SERVICES	238	1,789	2,500	711	71.6
10-64-4310	OFFICE SUPPLIES		403	1,000	597	40.3
10-64-4330	COMPUTER SUPPORT & MAINTENANCE	231	2,414	4,438	2,024	54.4
10-64-4520	VEHICLE FUEL	119	690	350	(340)	197.0
10-64-4810	UNIFORMS	255	265	450	185	58.9
10-64-4990	MISC SUPPLIES		2,593	4,000	1,407	64.8
10-64-7990	OTHER SMALL EQUIPMENT			1,000	1,000	.0
	TOTAL PUBLIC WORKS OVERHEAD	4,402	59,124	112,028	52,904	52.8

TOWN OF SEVERANCE
EXPENDITURES WITH COMPARISON TO BUDGET
FOR THE 6 MONTHS ENDING JUNE 30, 2022

GENERAL FUND

		PERIOD ACTUAL	YTD ACTUAL	BUDGET	UNEXPENDED	PCNT
	PARKS / GREEN SPACE					
10-65-1100	REGULAR STAFF WAGES	5,478	46,062	158,830	112,768	29.0
10-65-1101	PART-TIME STAFF WAGES	7,992	7,992	30,000	22,008	26.6
10-65-1102	OVERTIME	270	1,131	5,500	4,369	20.6
10-65-1104	RETIREMENT	170	1,319	4,765	3,446	27.7
10-65-1130	FICA/MEDICARE	1,011	3,942	14,446	10,504	27.3
10-65-1140	WORKERS COMPENSATION		2,910	4,500	1,590	64.7
10-65-1150	UNEMPLOYMENT	27	110	476	366	23.0
10-65-1160	HEALTH & LIFE INSURANCE	1,653	13,794	50,368	36,574	27.4
10-65-1161	DISABILITY INSURANCE	125	1,016	3,030	2,014	33.5
10-65-1162	INSURANCE DEDUCTIBLE REIMBURSE			3,000	3,000	.0
10-65-2990	OTHER PROFESSIONAL FEES		760	300	(460)	253.2
10-65-3110	UTILITIES	2,334	8,715	18,000	9,285	48.4
10-65-3150	TELEPHONE/PAGERS	128	918	1,800	882	51.0
10-65-3172	TREE & LANDSCAPE MAINTENANCE	1,180	1,933	4,000	2,067	48.3
10-65-3173	REPAIR & MAINTENANCE EQUIPMENT	424	7,793	12,000	4,207	64.9
10-65-3175	BUILDING REPAIRS & MAINTENANCE	89	597		(597)	.0
10-65-3176	GROUNDS MAINTENANCE	728	6,977	12,000	5,023	58.1
10-65-3177	VEHICLE REPAIRS & MAINTENANCE		1,780	6,000	4,220	29.7
10-65-3210	INSURANCE AND BONDS		1,078		(1,078)	.0
10-65-3810	DUES/MEMBERSHIPS/SUBSCRIPTIONS		267		(267)	.0
10-65-3820	CONTINUING EDUCATION		657	3,000	2,343	21.9
10-65-4330	COMPUTER SUPPORT & MAINTENANCE	231	2,414	4,438	2,024	54.4
10-65-4520	VEHICLE FUEL	836	4,065	10,000	5,935	40.7
10-65-4810	UNIFORMS		294	1,050	756	28.0
10-65-4990	SUPPLIES	954	8,904	18,000	9,096	49.5
10-65-4995	EQUIPMENT			10,000	10,000	.0
10-65-5000	CONTRIBUTIONS	3,400	3,400		(3,400)	.0
10-65-6000	TREE CITY USA	2,094	2,590	19,200	16,610	13.5
10-65-7000	CAPITAL OUTLAY		3,242	10,115	6,873	32.1
	TOTAL PARKS / GREEN SPACE	29,123	134,657	404,818	270,161	33.3

TOWN OF SEVERANCE
EXPENDITURES WITH COMPARISON TO BUDGET
FOR THE 6 MONTHS ENDING JUNE 30, 2022

GENERAL FUND

		PERIOD ACTUAL	YTD ACTUAL	BUDGET	UNEXPENDED	PCNT
	COMMUNITY DEVELOPMENT					
10-70-1100	REGULAR STAFF WAGES	14,336	84,389	227,305	142,916	37.1
10-70-1104	RETIREMENT	507	2,995	7,488	4,493	40.0
10-70-1130	FICA/MEDICARE	1,077	6,345	17,389	11,044	36.5
10-70-1140	WORKERS COMPENSATION		3,444	610	(2,834)	564.6
10-70-1150	UNEMPLOYMENT	29	169	682	513	24.8
10-70-1160	HEALTH & LIFE INSURANCE	2,462	15,721	35,033	19,312	44.9
10-70-1161	DISABILITY INSURANCE	280	1,682	3,540	1,858	47.5
10-70-1162	INSURANCE DEDUCTIBLE REIMBURSE			3,050	3,050	.0
10-70-2500	ENGINEERING	3,625	18,558	40,000	21,442	46.4
10-70-2600	PLANNING SERVICES	599	14,508	40,000	25,492	36.3
10-70-2980	BUILDING INSPECTIONS & LICENSE	41,787	247,809	550,000	302,191	45.1
10-70-2990	OTHER PROFESSIONAL FEES		375	2,500	2,125	15.0
10-70-3110	UTILITIES	293	2,698	5,000	2,302	54.0
10-70-3150	TELEPHONE	83	608	2,800	2,192	21.7
10-70-3173	R & M VEHICLES EQUIPMENT		3,561	800	(2,761)	445.2
10-70-3175	BUILDING REPAIRS & MAINTENANCE		84	2,000	1,916	4.2
10-70-3330	PUBLISHING/COMMUNICATIONS			5,000	5,000	.0
10-70-3810	DUES & MEMBERSHIPS		3,490	2,800	(690)	124.6
10-70-3820	CONTINUING EDUCATION		99	3,000	2,901	3.3
10-70-3825	MEALS/MISCELLANEOUS/TRAVEL			200	200	.0
10-70-4099	DEVELOPER EXP.TO BE REIMBURSED	(13,185)	5,740		(5,740)	.0
10-70-4310	OFFICE SUPPLIES		846	1,000	154	84.6
10-70-4320	COMPUTER REPLACE./AUDIO VISUAL	260	260		(260)	.0
10-70-4330	COMPUTER SUPPORT	2,404	18,454	32,625	14,171	56.6
10-70-4520	VEHICLE FUEL	295	1,552	3,000	1,448	51.7
10-70-4810	UNIFORMS		419	600	181	69.8
10-70-4987	ECONOMIC DEVELOPMENT	813	2,290	20,000	17,710	11.5
10-70-4989	TRAIL DEVELOPMENT		10,000	10,000		100.0
	TOTAL COMMUNITY DEVELOPMENT	55,664	446,097	1,016,422	570,325	43.9
	TRANSFERS TO OTHER FUNDS					
10-90-9011	TRANSFERS TO OTHER FUNDS		177,452		(177,452)	.0
	TOTAL TRANSFERS TO OTHER FUNDS		177,452		(177,452)	.0
	TOTAL FUND EXPENDITURES	353,367	2,753,752	5,435,541	2,681,789	50.7
	NET REVENUE OVER EXPENDITURES	377,852	2,171,367	(296,304)	(2,467,671)	732.8

TOWN OF SEVERANCE
BALANCE SHEET
JUNE 30, 2022

CONSERVATION TRUST FUND

	ASSETS			
11-100000	CASH - COMBINED FUND		102,533	
	TOTAL ASSETS			102,533
	LIABILITIES AND EQUITY			
	FUND EQUITY			
	UNAPPROPRIATED FUND BALANCE:			
11-290000	FUND BALANCE	52,486		
	REVENUE OVER EXPENDITURES - YTD	50,047		
	BALANCE - CURRENT DATE		102,533	
	TOTAL FUND EQUITY			102,533
	TOTAL LIABILITIES AND EQUITY			102,533

TOWN OF SEVERANCE
REVENUES AND EXPENDITURES WITH COMPARISON TO BUDGET
FOR THE 6 MONTHS ENDING JUNE 30, 2022

CONSERVATION TRUST FUND

		PERIOD ACTUAL	YTD ACTUAL	BUDGET	UNEARNED	PCNT
REVENUE						
	INTERGOVERNMENTAL					
11-33-5900	COLORADO LOTTERY	23,936	51,733		(51,733)	.0
	TOTAL INTERGOVERNMENTAL	23,936	51,733		(51,733)	.0
	MISCELLANEOUS					
11-36-3500	INTEREST AND DIVIDENDS	59	106		(106)	.0
11-36-3550	CHANGE IN MARKET VALUE	(279)	(1,035)		1,035	.0
	TOTAL MISCELLANEOUS	(220)	(929)		929	.0
	TOTAL FUND REVENUE	23,716	50,805		(50,805)	.0
EXPENDITURES						
	TRANSFERS TO OTHER FUNDS					
11-90-9010	TRANSFERS TO OTHER FUNDS		757		(757)	.0
	TOTAL TRANSFERS TO OTHER FUNDS		757		(757)	.0
	TOTAL FUND EXPENDITURES		757		(757)	.0
	NET REVENUE OVER EXPENDITURES	23,716	50,047		(50,047)	.0

TOWN OF SEVERANCE
BALANCE SHEET
JUNE 30, 2022

TRANSPORTATION FUND

	ASSETS			
12-100000	CASH - COMBINED FUND		3,504,362	
	TOTAL ASSETS			3,504,362
	LIABILITIES AND EQUITY			
	LIABILITIES			
12-202000	ACCOUNTS PAYABLE		19,491	
	TOTAL LIABILITIES			19,491
	FUND EQUITY			
	UNAPPROPRIATED FUND BALANCE:			
12-290000	FUND BALANCE	3,615,070		
	REVENUE OVER EXPENDITURES - YTD	(130,199)		
	BALANCE - CURRENT DATE		3,484,871	
	TOTAL FUND EQUITY			3,484,871
	TOTAL LIABILITIES AND EQUITY			3,504,362

TOWN OF SEVERANCE
REVENUES AND EXPENDITURES WITH COMPARISON TO BUDGET
FOR THE 6 MONTHS ENDING JUNE 30, 2022

TRANSPORTATION FUND

		PERIOD ACTUAL	YTD ACTUAL	BUDGET	UNEARNED	PCNT
REVENUE						
	IMPACT FEES					
12-34-3000	ROAD INFRASTRUCTURE FEE	20,182	339,694		(339,694)	.0
	TOTAL IMPACT FEES	20,182	339,694		(339,694)	.0
	MISCELLANEOUS					
12-36-3500	INTEREST AND DIVIDENDS	2,813	5,678		(5,678)	.0
12-36-3550	CHANGE IN MARKET VALUE	(9,556)	(55,195)		55,195	.0
	TOTAL MISCELLANEOUS	(6,743)	(49,517)		49,517	.0
	TOTAL FUND REVENUE	13,440	290,177		(290,177)	.0
EXPENDITURES						
	STREETS CAPITAL OUTLAY					
12-61-7400	OVERLAYS AND CHIPSEALS	206,171	378,031	600,000	221,969	63.0
12-61-7800	MASTER PLAN		1,054		(1,054)	.0
	TOTAL STREETS CAPITAL OUTLAY	206,171	379,085	600,000	220,915	63.2
	CR 74 IMPROVEMENTS PROJECT					
12-83-2100	LEGAL FEES	39	312		(312)	.0
12-83-2400	ENGINEERING	19,452	40,979	100,000	59,021	41.0
12-83-7500	CONSTRUCTION			1,341,000	1,341,000	.0
	TOTAL CR 74 IMPROVEMENTS PROJECT	19,491	41,291	1,441,000	1,399,709	2.9
	TOTAL FUND EXPENDITURES	225,661	420,376	2,041,000	1,620,624	20.6
	NET REVENUE OVER EXPENDITURES	(212,221)	(130,199)	(2,041,000)	(1,910,801)	(6.4)

TOWN OF SEVERANCE
BALANCE SHEET
JUNE 30, 2022

PARKS FUND

	ASSETS			
13-100000	CASH - COMBINED FUND		290,874	
	TOTAL ASSETS			290,874
	LIABILITIES AND EQUITY			
	FUND EQUITY			
	UNAPPROPRIATED FUND BALANCE:			
13-290000	FUND BALANCE	327,892		
	REVENUE OVER EXPENDITURES - YTD	(37,018)		
	BALANCE - CURRENT DATE		290,874	
	TOTAL FUND EQUITY			290,874
	TOTAL LIABILITIES AND EQUITY			290,874

TOWN OF SEVERANCE
REVENUES AND EXPENDITURES WITH COMPARISON TO BUDGET
FOR THE 6 MONTHS ENDING JUNE 30, 2022

PARKS FUND

		PERIOD ACTUAL	YTD ACTUAL	BUDGET	UNEARNED	PCNT
REVENUE						
	IMPACT FEES					
13-34-7400	PARKS FEES	11,840	178,720		(178,720)	.0
	TOTAL IMPACT FEES	11,840	178,720		(178,720)	.0
	MISCELLANEOUS					
13-36-3500	INTEREST AND DIVIDENDS	215	424		(424)	.0
13-36-3550	CHANGE IN MARKET VALUE	(793)	(4,120)		4,120	.0
	TOTAL MISCELLANEOUS	(578)	(3,697)		3,697	.0
	TOTAL FUND REVENUE	11,262	175,023		(175,023)	.0
EXPENDITURES						
	TRANSFERS TO OTHER FUNDS					
13-90-9010	TRANSFERS TO OTHER FUNDS		212,041		(212,041)	.0
	TOTAL TRANSFERS TO OTHER FUNDS		212,041		(212,041)	.0
	TOTAL FUND EXPENDITURES		212,041		(212,041)	.0
	NET REVENUE OVER EXPENDITURES	11,262	(37,018)		37,018	.0

TOWN OF SEVERANCE
BALANCE SHEET
JUNE 30, 2022

PUBLIC FACILITIES FUND

	ASSETS			
14-100000	CASH – COMBINED FUND		1,092,103	
	TOTAL ASSETS			1,092,103
	LIABILITIES AND EQUITY			
	FUND EQUITY			
	UNAPPROPRIATED FUND BALANCE:			
14-290000	FUND BALANCE	972,341		
	REVENUE OVER EXPENDITURES - YTD	119,761		
	BALANCE - CURRENT DATE		1,092,103	
	TOTAL FUND EQUITY			1,092,103
	TOTAL LIABILITIES AND EQUITY			1,092,103

TOWN OF SEVERANCE
REVENUES AND EXPENDITURES WITH COMPARISON TO BUDGET
FOR THE 6 MONTHS ENDING JUNE 30, 2022

PUBLIC FACILITIES FUND

		PERIOD ACTUAL	YTD ACTUAL	BUDGET	UNEARNED	PCNT
REVENUE						
	IMPACT FEES					
14-32-3000	PUBLIC FACILITIES IMPACT FEE	8,000	127,000		(127,000)	.0
	TOTAL IMPACT FEES	8,000	127,000		(127,000)	.0
	SOURCE 36					
14-36-3500	INTEREST AND DIVIDENDS	510	830		(830)	.0
14-36-3550	CHANGE IN MARKET VALUE	(2,971)	(8,069)		8,069	.0
	TOTAL SOURCE 36	(2,461)	(7,239)		7,239	.0
	TOTAL FUND REVENUE	5,539	119,761		(119,761)	.0
	NET REVENUE OVER EXPENDITURES	5,539	119,761		(119,761)	.0

TOWN OF SEVERANCE
BALANCE SHEET
JUNE 30, 2022

PUBLIC SAFETY FUND

	ASSETS			
15-100000	CASH – COMBINED FUND		210,243	
	TOTAL ASSETS			210,243
	LIABILITIES AND EQUITY			
	FUND EQUITY			
	UNAPPROPRIATED FUND BALANCE:			
15-290000	FUND BALANCE	148,858		
	REVENUE OVER EXPENDITURES - YTD	61,386		
	BALANCE - CURRENT DATE		210,243	
	TOTAL FUND EQUITY			210,243
	TOTAL LIABILITIES AND EQUITY			210,243

TOWN OF SEVERANCE
REVENUES AND EXPENDITURES WITH COMPARISON TO BUDGET
FOR THE 6 MONTHS ENDING JUNE 30, 2022

PUBLIC SAFETY FUND

		PERIOD ACTUAL	YTD ACTUAL	BUDGET	UNEARNED	PCNT
REVENUE						
	IMPACT FEES					
15-32-3000	PUBLIC SAFETY IMPACT FEE	4,500	64,000		(64,000)	.0
	TOTAL IMPACT FEES	4,500	64,000		(64,000)	.0
	SOURCE 36					
15-36-3500	INTEREST AND DIVIDENDS	153	300		(300)	.0
15-36-3550	CHANGE IN MARKET VALUE	(573)	(2,914)		2,914	.0
	TOTAL SOURCE 36	(420)	(2,614)		2,614	.0
	TOTAL FUND REVENUE	4,080	61,386		(61,386)	.0
	NET REVENUE OVER EXPENDITURES	4,080	61,386		(61,386)	.0

TOWN OF SEVERANCE
BALANCE SHEET
JUNE 30, 2022

WATER FUND

	ASSETS			
51-100000	CASH - COMBINED FUND		16,892,927	
51-115000	ACCOUNTS RECEIVABLE		184,355	
51-115002	MISCELLANEOUS WATER RECEIVABLE		390	
51-115005	PARTS INVENTORY		33,675	
51-162100	ACCUMULATED DEPRECIATION		(1,159,994)	
51-163000	WATER SYSTEM		7,769,490	
51-164000	EQUIPMENT		170,739	
51-165000	CONSTRUCTION IN PROGRESS		1,015,365	
51-166000	WATER RIGHTS		34,176,374	
51-167000	PURCHASE CAPACITY		3,398,850	
51-168000	BUILDINGS		163,907	
51-168500	NISP PROJECT		4,370,069	
	TOTAL ASSETS			67,016,147
	LIABILITIES AND EQUITY			
	LIABILITIES			
51-202000	ACCOUNTS PAYABLE		22,567	
51-212000	ACCRUED COMPENSATED ABSENCES		12,657	
51-222000	HYDRANT METER DEPOSITS		10,500	
	TOTAL LIABILITIES			45,725
	FUND EQUITY			
51-273000	CONTRIBUTED CAPITAL - DEVELOPM		6,848,000	
	UNAPPROPRIATED FUND BALANCE:			
51-290000	RETAINED EARNINGS	59,440,057		
	REVENUE OVER EXPENDITURES - YTD	682,365		
	BALANCE - CURRENT DATE		60,122,423	
	TOTAL FUND EQUITY			66,970,423
	TOTAL LIABILITIES AND EQUITY			67,016,147

TOWN OF SEVERANCE
REVENUES AND EXPENDITURES WITH COMPARISON TO BUDGET
FOR THE 6 MONTHS ENDING JUNE 30, 2022

WATER FUND

		PERIOD ACTUAL	YTD ACTUAL	BUDGET	UNEARNED	PCNT
REVENUE						
	CHARGES FOR SERVICES					
51-34-1000	WATER SALES- WATER BILLS	198,153	814,659	1,634,927	820,268	49.8
	TOTAL CHARGES FOR SERVICES	198,153	814,659	1,634,927	820,268	49.8
	MISCELLANEOUS					
51-36-2000	WATER PIT/METER SET FEE	2,202	82,549		(82,549)	.0
51-36-3500	INTEREST AND DIVIDENDS	15,446	32,195		(32,195)	.0
51-36-3550	CHANGE IN MARKET VALUE	(46,101)	(312,972)		312,972	.0
51-36-6500	WATER ACQUISITION FEE	29,375	495,000		(495,000)	.0
51-36-9900	OTHER REVENUES		1,676		(1,676)	.0
	TOTAL MISCELLANEOUS	922	298,448		(298,448)	.0
	LOCAL PLANT INVESTMENT FEES					
51-37-7150	LOCAL PLANT INVESTMENT FEE	36,600	1,098,000		(1,098,000)	.0
	TOTAL LOCAL PLANT INVESTMENT FEES	36,600	1,098,000		(1,098,000)	.0
	TOTAL FUND REVENUE	235,674	2,211,107	1,634,927	(576,180)	135.2
EXPENDITURES						
	ADMINISTRATION					
51-81-1100	REGULAR STAFF WAGES	1,118	6,710	19,383	12,673	34.6
51-81-1102	OVERTIME			200	200	.0
51-81-1104	RETIREMENT	34	201	581	380	34.7
51-81-1130	FICA/MEDICARE	86	513	1,483	970	34.6
51-81-1140	WORKERS COMPENSATION		291	40	(251)	727.6
51-81-1150	UNEMPLOYMENT	2	13	58	45	23.2
51-81-1160	HEALTH & LIFE INSURANCE	379	2,275	4,536	2,261	50.2
51-81-1161	DISABILITY INSURANCE	34	207	408	201	50.7
51-81-3162	CC FEES	1,156	9,323	11,500	2,177	81.1
51-81-4330	COMPUTER SUPPORT AND MAINT	231	2,414	4,438	2,024	54.4
51-81-4345	MAILING SERVICE	1,556	4,029	7,500	3,471	53.7
51-81-5500	BAD DEBTS	1				.0
	TOTAL ADMINISTRATION	4,598	25,977	50,127	24,150	51.8

TOWN OF SEVERANCE
EXPENDITURES WITH COMPARISON TO BUDGET
FOR THE 6 MONTHS ENDING JUNE 30, 2022

WATER FUND

		PERIOD ACTUAL	YTD ACTUAL	BUDGET	UNEXPENDED	PCNT
	WATER OPERATIONS					
51-82-1100	REGULAR STAFF WAGES	14,953	86,266	195,620	109,354	44.1
51-82-1102	OVERTIME	313	2,836	3,000	164	94.5
51-82-1104	RETIREMENT	535	3,132	6,537	3,405	47.9
51-82-1130	FICA/MEDICARE	1,112	6,499	14,965	8,466	43.4
51-82-1140	WORKERS COMPENSATION		2,765	4,125	1,360	67.0
51-82-1150	UNEMPLOYMENT	31	178	587	409	30.3
51-82-1160	HEALTH & LIFE INSURANCE	3,092	19,476	45,088	25,612	43.2
51-82-1161	DISABILITY INSURANCE	294	1,810	3,578	1,768	50.6
51-82-1162	INSURANCE DEDUCTIBLE REIMBURSE		200	2,750	2,550	7.3
51-82-2100	LEGAL FEES	468	11,115	3,500	(7,615)	317.6
51-82-2400	ENGINEERING			2,000	2,000	.0
51-82-2410	WATER SYSTEM IMPROVE. PERMIT			500	500	.0
51-82-2900	OTHER PROFESSIONAL FEES	5,204	5,204	25,000	19,796	20.8
51-82-3110	UTILITIES	1,234	6,907	22,000	15,093	31.4
51-82-3150	TELEPHONE	135	922	1,200	278	76.9
51-82-3173	REPAIRS & MAINTENANCE - EQUIPM	698	2,032	12,000	9,968	16.9
51-82-3177	VEHICLE REPAIRS & MAINTENANCE		596	6,000	5,404	9.9
51-82-3178	SYSTEM REPAIR & MAINTENANCE	394	3,500	30,000	26,500	11.7
51-82-3200	SAMPLING/TESTING			7,500	7,500	.0
51-82-3810	DUES/MEMBERSHIPS/SUBSCRIPTIONS		450	1,500	1,050	30.0
51-82-3820	CONTINUING EDUCATION	50	939	2,450	1,511	38.3
51-82-3825	MEETING/MEALS/TRAVEL		40		(40)	.0
51-82-3990	OTHER SERVICES			15,000	15,000	.0
51-82-4120	WATER SYSTEM SUPPLIES			15,000	15,000	.0
51-82-4130	METER SET SUPPLIES	10,767	43,378		(43,378)	.0
51-82-4520	VEHICLE FUEL	1,196	6,235	5,000	(1,235)	124.7
51-82-4810	UNIFORMS		20	350	330	5.7
51-82-4990	MISCELLANEOUS SUPPLIES	1,649	4,800	10,000	5,200	48.0
51-82-4995	WATER TREATMENT & DISTRIBUTION		225,858	850,000	624,142	26.6
51-82-4996	AUGMENTATION PUMPING FEE			1,500	1,500	.0
51-82-4997	WATER SHARE ASSESSMENTS		16,285	120,000	103,715	13.6
51-82-8000	LEASE PAYMENT			6,148	6,148	.0
51-82-8200	ADMIN OVERHEAD ALLOCATION	9,918	58,586	105,572	46,986	55.5
	TOTAL WATER OPERATIONS	52,041	510,030	1,518,470	1,008,440	33.6
	WATER CAPITAL					
51-83-2100	LEGAL FEES	663	1,569		(1,569)	.0
51-83-2400	ENGINEERING	6,981	11,772	161,653	149,882	7.3
51-83-7500	CONSTRUCTION	89	597	5,950,000	5,949,403	.0
51-83-7545	BUILDING/STRUCTURE			400,000	400,000	.0
51-83-7550	VEHICLES			7,500	7,500	.0
51-83-7562	WATER AQUISITION		3,192		(3,192)	.0
51-83-7565	SYSTEM IMPROVEMENTS	444	1,271	289,708	288,438	.4
51-83-7750	ROW			94,500	94,500	.0
	TOTAL WATER CAPITAL	8,177	18,399	6,903,361	6,884,962	.3

TOWN OF SEVERANCE
EXPENDITURES WITH COMPARISON TO BUDGET
FOR THE 6 MONTHS ENDING JUNE 30, 2022

WATER FUND

		PERIOD ACTUAL	YTD ACTUAL	BUDGET	UNEXPENDED	PCNT
	LOCAL PLANT INVESTMENT EXPENSE					
51-84-7530	PROFESSIONAL SERVICES	3,936	23,396	15,738	(7,658)	148.7
51-84-7540	NORTHERN INTEGRATED SUPPLY	39	950,897	1,000,000	49,103	95.1
	TOTAL LOCAL PLANT INVESTMENT EXPENS	3,975	974,293	1,015,738	41,446	95.9
	OTHER PLANT INVESTMENT EXPENSE					
51-85-2100	LEGAL FEES		39		(39)	.0
51-85-4996	OTHER PLANT INVESTMENT EXPENSE			2,200,000	2,200,000	.0
	TOTAL OTHER PLANT INVESTMENT EXPEN		39	2,200,000	2,199,961	.0
	TRANSFERS TO OTHER FUNDS					
51-90-9010	TRANSFERS TO OTHER FUNDS		5		(5)	.0
	TOTAL TRANSFERS TO OTHER FUNDS		5		(5)	.0
	TOTAL FUND EXPENDITURES	68,790	1,528,741	11,687,696	10,158,955	13.1
	NET REVENUE OVER EXPENDITURES	166,884	682,365	(10,052,769)	(10,735,134)	6.8

TOWN OF SEVERANCE
BALANCE SHEET
JUNE 30, 2022

WASTEWATER FUND

	ASSETS			
52-100000	CASH - COMBINED FUND		11,446,475	
52-115000	ACCOUNTS RECEIVABLE		92,085	
52-115002	MISCELLANEOUS RECEIVABLE		246,255	
52-162100	ACCUMULATED DEPRECIATION		(2,927,732)	
52-163000	SEWER SYSTEM		14,642,898	
52-164000	EQUIPMENT		162,088	
52-165000	CONSTRUCTION IN PROGRESS		617,710	
52-168000	BUILDINGS		69,807	
	TOTAL ASSETS			24,349,586
	LIABILITIES AND EQUITY			
	LIABILITIES			
52-202000	ACCOUNTS PAYABLE		16,479	
52-212000	ACCRUED COMPENSATED ABSENCES		12,213	
	TOTAL LIABILITIES			28,692
	FUND EQUITY			
	UNAPPROPRIATED FUND BALANCE:			
52-290000	RETAINED EARNINGS	23,594,252		
	REVENUE OVER EXPENDITURES - YTD	726,642		
	BALANCE - CURRENT DATE		24,320,894	
	TOTAL FUND EQUITY			24,320,894
	TOTAL LIABILITIES AND EQUITY			24,349,586

TOWN OF SEVERANCE
REVENUES AND EXPENDITURES WITH COMPARISON TO BUDGET
FOR THE 6 MONTHS ENDING JUNE 30, 2022

WASTEWATER FUND

		PERIOD ACTUAL	YTD ACTUAL	BUDGET	UNEARNED	PCNT
REVENUE						
	CHARGES FOR SERVICES					
52-34-1000	WASTEWATER TREATMENT FEES	96,828	571,534	1,050,261	478,727	54.4
	TOTAL CHARGES FOR SERVICES	96,828	571,534	1,050,261	478,727	54.4
	MISCELLANEOUS					
52-36-3500	INTEREST AND DIVIDENDS	9,200	18,572		(18,572)	.0
52-36-3550	CHANGE IN MARKET VALUE	(31,213)	(180,545)		180,545	.0
	TOTAL MISCELLANEOUS	(22,013)	(161,973)		161,973	.0
	WASTEWATER PLANT INVEST. FEE					
52-38-7100	WASTEWATER PLANT INVEST. FEE	46,318	720,770		(720,770)	.0
	TOTAL WASTEWATER PLANT INVEST. FEE	46,318	720,770		(720,770)	.0
	TOTAL FUND REVENUE	121,133	1,130,331	1,050,261	(80,070)	107.6
EXPENDITURES						
	WASTEWATER ADMINISTRATION					
52-81-1100	REGULAR STAFF WAGES	1,118	6,710	12,115	5,405	55.4
52-81-1102	OVERTIME			125	125	.0
52-81-1104	RETIREMENT	34	201	363	162	55.5
52-81-1130	FICA/MEDICARE	86	513	927	414	55.4
52-81-1140	WORKERS COMPENSATION		291	25	(266)	1164.1
52-81-1150	UNEMPLOYMENT	2	13	36	23	37.3
52-81-1160	HEALTH & LIFE INSURANCE	237	1,422	2,835	1,413	50.2
52-81-1161	DISABILITY INSURANCE	22	129	255	126	50.7
52-81-1162	INSURANCE DEDUCTIBLE REIMBURSE			250	250	.0
52-81-3162	CC FEES	1,156	9,323	13,000	3,677	71.7
52-81-4330	COMPUTER SUPPORT AND MAINT	231	2,414	4,438	2,024	54.4
52-81-4345	MAILING SERVICE	492	2,964	6,800	3,836	43.6
52-81-5500	BAD DEBTS	(1)	92		(92)	.0
	TOTAL WASTEWATER ADMINISTRATION	3,376	24,073	41,169	17,096	58.5

TOWN OF SEVERANCE
EXPENDITURES WITH COMPARISON TO BUDGET
FOR THE 6 MONTHS ENDING JUNE 30, 2022

WASTEWATER FUND

		PERIOD ACTUAL	YTD ACTUAL	BUDGET	UNEXPENDED	PCNT
	WASTEWATER OPERATIONS					
52-82-1100	REGULAR STAFF WAGES	14,953	86,265	195,620	109,355	44.1
52-82-1102	OVERTIME	313	2,836	3,000	164	94.5
52-82-1104	RETIREMENT	535	3,131	6,537	3,406	47.9
52-82-1130	FICA/MEDICARE	1,112	6,498	14,965	8,467	43.4
52-82-1140	WORKERS COMPENSATION		2,619	4,125	1,506	63.5
52-82-1150	UNEMPLOYMENT	31	178	587	409	30.3
52-82-1160	HEALTH & LIFE INSURANCE	3,092	19,476	45,088	25,612	43.2
52-82-1161	DISABILITY INSURANCE	294	1,810	3,578	1,768	50.6
52-82-1162	INSURANCE DEDUCTIBLE REIMBURSE		200	2,750	2,550	7.3
52-82-2400	ENGINEERING			5,000	5,000	.0
52-82-2410	DISCHARGE PERMIT FEES			1,400	1,400	.0
52-82-2900	OTHER PROFESSIONAL FEES	(2,296)	5,204	50,000	44,796	10.4
52-82-3110	UTILITIES	3,858	19,136	45,000	25,864	42.5
52-82-3150	TELEPHONE	131	898		(898)	.0
52-82-3173	REPAIRS & MAINTENANCE - EQUIPM	698	2,803	20,000	17,197	14.0
52-82-3177	VEHICLE REPAIRS & MAINTENANCE		29		(29)	.0
52-82-3178	SYSTEM REPAIR & MAINTENANCE	394	22,301	50,000	27,699	44.6
52-82-3200	SAMPLING/TESTING	927	3,349	10,500	7,151	31.9
52-82-3290	OTHER TREATMENT COSTS	12,540	80,458	175,000	94,542	46.0
52-82-3810	DUES/MEMBERSHIPS/SUBSCRIPTIONS		1,000		(1,000)	.0
52-82-3820	CONTINUING EDUCATION		81	2,000	1,919	4.1
52-82-3990	OTHER SERVICES			5,000	5,000	.0
52-82-4120	SYSTEM SUPPLIES	1,421	4,114	20,000	15,886	20.6
52-82-4520	VEHICLE FUEL	1,196	6,118	7,000	882	87.4
52-82-4810	UNIFORMS		204	350	146	58.2
52-82-4990	MISCELLANEOUS SUPPLIES		1,828	15,000	13,172	12.2
52-82-8200	ADMIN OVERHEAD ALLOCATION	9,444	55,787	100,545	44,758	55.5
	TOTAL WASTEWATER OPERATIONS	48,640	326,324	783,045	456,721	41.7
	WASTEWATER CAPITAL					
52-83-7500	CONSTRUCTION	89	597		(597)	.0
52-83-7550	VEHICLES			7,500	7,500	.0
52-83-7575	COLLECTION LINES	48,750	48,750	57,000	8,250	85.5
	TOTAL WASTEWATER CAPITAL	48,839	49,347	64,500	15,153	76.5
	WASTEWATER INVESTMENT EXPENSE					
52-84-7530	PROFESSIONAL SERVICES	62	3,397	67,064	63,667	5.1
52-84-7570	WINDSOR/SEV. SEWER PROJECT	156	549	500,000	499,452	.1
	TOTAL WASTEWATER INVESTMENT EXPEN	218	3,946	567,064	563,119	.7

TOWN OF SEVERANCE
EXPENDITURES WITH COMPARISON TO BUDGET
FOR THE 6 MONTHS ENDING JUNE 30, 2022

WASTEWATER FUND

		PERIOD ACTUAL	YTD ACTUAL	BUDGET	UNEXPENDED	PCNT
	TRANSFERS TO OTHER FUNDS					
52-90-9010	TRANSFERS TO OTHER FUNDS					.0
	TOTAL TRANSFERS TO OTHER FUNDS					.0
	TOTAL FUND EXPENDITURES	101,074	403,689	1,455,778	1,052,089	27.7
	NET REVENUE OVER EXPENDITURES	20,059	726,642	(405,517)	(1,132,159)	179.2

TOWN OF SEVERANCE
BALANCE SHEET
JUNE 30, 2022

STORMWATER FUND

	ASSETS			
53-100000	CASH - COMBINED FUND		1,272,765	
53-115000	ACCOUNTS RECEIVABLE		15,095	
53-162100	ACCUMULATED DEPRECIATION		(464,442)	
53-163000	STORM DRAINAGE SYSTEM		6,542,918	
53-164000	VEHICLES & EQUIPMENT		6,032	
53-165000	CONSTRUCTION IN PROGRESS		1,844,110	
	TOTAL ASSETS			9,216,478
	LIABILITIES AND EQUITY			
	LIABILITIES			
53-202000	ACCOUNTS PAYABLE		115	
53-212000	ACCRUED COMPENSATED ABSENCES		5,329	
	TOTAL LIABILITIES			5,444
	FUND EQUITY			
53-273000	CONTRIBUTED CAPITAL		4,113,680	
	UNAPPROPRIATED FUND BALANCE:			
53-290000	RETAINED EARNINGS	5,108,156		
	REVENUE OVER EXPENDITURES - YTD	(10,802)		
	BALANCE - CURRENT DATE		5,097,354	
	TOTAL FUND EQUITY			9,211,034
	TOTAL LIABILITIES AND EQUITY			9,216,478

TOWN OF SEVERANCE
REVENUES AND EXPENDITURES WITH COMPARISON TO BUDGET
FOR THE 6 MONTHS ENDING JUNE 30, 2022

STORMWATER FUND

		PERIOD ACTUAL	YTD ACTUAL	BUDGET	UNEARNED	PCNT
REVENUE						
	STORMWATER SYSTEM INVEST. FEE					
53-32-3000	STORMWATER / DRAINAGE FEE	8,000	128,000		(128,000)	.0
	TOTAL STORMWATER SYSTEM INVEST. FEE	8,000	128,000		(128,000)	.0
	CHARGES FOR SERVICES					
53-34-1000	STORMWATER FEES	15,534	92,038	158,750	66,712	58.0
	TOTAL CHARGES FOR SERVICES	15,534	92,038	158,750	66,712	58.0
	MISCELLANEOUS					
53-36-3500	INTEREST AND DIVIDENDS	1,063	2,168		(2,168)	.0
53-36-3550	CHANGE IN MARKET VALUE	(3,471)	(21,078)		21,078	.0
	TOTAL MISCELLANEOUS	(2,408)	(18,909)		18,909	.0
	TRANSFERS FROM OTHER FUNDS					
53-39-1000	TRANSFERS FROM OTHER FUNDS		32		(32)	.0
	TOTAL TRANSFERS FROM OTHER FUNDS		32		(32)	.0
	TOTAL FUND REVENUE	21,126	201,160	158,750	(42,410)	126.7
EXPENDITURES						
	ADMINISTRATION					
53-81-1100	REGULAR STAFF WAGES	746	4,474	7,269	2,795	61.5
53-81-1102	OVERTIME			75	75	.0
53-81-1104	RETIREMENT	22	134	218	84	61.5
53-81-1130	FICA/MEDICARE	57	342	556	214	61.6
53-81-1140	WORKERS COMPENSATION		194	15	(179)	1293.4
53-81-1150	UNEMPLOYMENT	1	9	22	13	40.4
53-81-1160	HEALTH & LIFE INSURANCE	142	853	1,701	848	50.2
53-81-1161	DISABILITY INSURANCE	13	78	153	75	50.7
53-81-1162	INSURANCE DEDUCTIBLE REIMBURSE			150	150	.0
53-81-4330	COMPUTER SUPPORT AND MAINT	231	2,414	4,800	2,386	50.3
53-81-5500	BAD DEBTS		2		(2)	.0
	TOTAL ADMINISTRATION	1,212	8,499	14,959	6,460	56.8

TOWN OF SEVERANCE
EXPENDITURES WITH COMPARISON TO BUDGET
FOR THE 6 MONTHS ENDING JUNE 30, 2022

STORMWATER FUND

		PERIOD ACTUAL	YTD ACTUAL	BUDGET	UNEXPENDED	PCNT
	STORMWATER OPERATIONS					
53-82-1100	REGULAR STAFF WAGES	2,789	19,967	58,114	38,147	34.4
53-82-1102	OVERTIME	134	658	1,000	342	65.8
53-82-1104	RETIREMENT	88	610	1,743	1,133	35.0
53-82-1130	FICA/MEDICARE	207	1,491	4,446	2,955	33.5
53-82-1140	WORKERS COMPENSATION		776	1,275	499	60.9
53-82-1150	UNEMPLOYMENT	6	41	174	133	23.4
53-82-1160	HEALTH & LIFE INSURANCE	639	5,708	13,598	7,890	42.0
53-82-1161	DISABILITY INSURANCE	77	545	1,050	505	51.9
53-82-1162	INSURANCE DEDUCTIBLE REIMBURSE		200	850	650	23.5
53-82-3110	UTILITIES		142		(142)	.0
53-82-3150	TELEPHONE	25	180	750	570	24.0
53-82-3173	REPAIRS & MAINTENANCE - EQUIPM		8,495	2,000	(6,495)	424.7
53-82-3177	VEHICLE REPAIRS & MAINTENANCE			1,500	1,500	.0
53-82-3178	SYSTEM REPAIR & MAINTENANCE			5,000	5,000	.0
53-82-3990	OTHER SERVICES			5,000	5,000	.0
53-82-4330	COMPUTER SUPPORT & MAINTENANCE			4,437	4,437	.0
53-82-4520	VEHICLE FUEL	216	1,202	2,000	798	60.1
53-82-4810	UNIFORMS		10		(10)	.0
53-82-8200	ADMIN OVERHEAD ALLOCATION	3,152	18,619	33,515	14,896	55.6
	TOTAL STORMWATER OPERATIONS	7,332	58,645	136,452	77,807	43.0
	STORMWATER CAPITAL					
53-83-1100	REGULAR STAFF WAGES			16,377	16,377	.0
53-83-1104	RETIREMENT 457			491	491	.0
53-83-1130	FICA/MEDICARE			1,252	1,252	.0
53-83-1140	WORKERS COMPENSATION			110	110	.0
53-83-1150	UNEMPLOYMENT			49	49	.0
53-83-1160	HEALTH & LIFE INSURANCE			2,268	2,268	.0
53-83-1161	DISABILITY INSURANCE			276	276	.0
53-83-1162	INSURANCE DEDUCTIBLE REIMBURSE			200	200	.0
53-83-2100	LEGAL FEES		39		(39)	.0
53-83-2400	ENGINEERING		24,611	103,798	79,188	23.7
53-83-7500	CONSTRUCTION		120,168	921,476	801,308	13.0
53-83-7750	ROW			55,000	55,000	.0
	TOTAL STORMWATER CAPITAL		144,818	1,101,297	956,479	13.2
	TOTAL FUND EXPENDITURES	8,544	211,962	1,252,708	1,040,746	16.9
	NET REVENUE OVER EXPENDITURES	12,581	(10,802)	(1,093,958)	(1,083,156)	(1.0)

TOWN OF SEVERANCE
BALANCE SHEET
JUNE 30, 2022

CAPITAL PROJECTS

	ASSETS			
75-100000	CASH – COMBINED FUND		(255,061)	
	TOTAL ASSETS			(255,061)
	LIABILITIES AND EQUITY			
	LIABILITIES			
75-202000	ACCOUNTS PAYABLE		17,131	
75-205000	RETAINAGE PAYABLE		43,155	
	TOTAL LIABILITIES			60,287
	FUND EQUITY			
	UNAPPROPRIATED FUND BALANCE:			
75-290000	FUND BALANCE	2,600		
	REVENUE OVER EXPENDITURES - YTD	(317,948)		
	BALANCE - CURRENT DATE		(315,348)	
	TOTAL FUND EQUITY			(315,348)
	TOTAL LIABILITIES AND EQUITY			(255,061)

TOWN OF SEVERANCE
REVENUES AND EXPENDITURES WITH COMPARISON TO BUDGET
FOR THE 6 MONTHS ENDING JUNE 30, 2022

CAPITAL PROJECTS

		PERIOD ACTUAL	YTD ACTUAL	BUDGET	UNEARNED	PCNT
REVENUE						
	TRANSFERS FROM OTHER FUNDS					
75-39-1000	TRANSFERS FROM OTHER FUNDS		390,224		(390,224)	.0
	TOTAL TRANSFERS FROM OTHER FUNDS		390,224		(390,224)	.0
	TOTAL FUND REVENUE		390,224		(390,224)	.0
EXPENDITURES						
	OVERHEAD					
75-64-7000	CAPITAL OUTLAY	2,545	6,554	351,521	344,967	1.9
	TOTAL OVERHEAD	2,545	6,554	351,521	344,967	1.9
	CAPITAL OUTLAY					
75-65-2100	LEGAL FEES		488		(488)	.0
75-65-2400	ENGINEERING	3,808	23,802	10,642	(13,160)	223.7
75-65-7500	CONSTRUCTION	14,025	658,828	1,288,548	629,720	51.1
75-65-7750	ROW		18,500		(18,500)	.0
	TOTAL CAPITAL OUTLAY	17,833	701,618	1,299,190	597,572	54.0
	CAPITAL					
75-83-1100	REGULAR STAFF WAGES			24,564	24,564	.0
75-83-1104	RETIREMENT 457			736	736	.0
75-83-1130	FICA/MEDICARE			1,879	1,879	.0
75-83-1140	WORKERS COMPENSATION			165	165	.0
75-83-1150	UNEMPLOYMENT			73	73	.0
75-83-1160	HEALTH & LIFE INSURANCE			3,402	3,402	.0
75-83-1161	DISABILITY INSURANCE			414	414	.0
75-83-1162	INSURANCE DEDUCTIBLE REIMBURSE			300	300	.0
	TOTAL CAPITAL			31,533	31,533	.0
	TOTAL FUND EXPENDITURES	20,378	708,172	1,682,244	974,072	42.1
	NET REVENUE OVER EXPENDITURES	(20,378)	(317,948)	(1,682,244)	(1,364,296)	(18.9)

TOWN OF SEVERANCE
BALANCE SHEET
JUNE 30, 2022

GENERAL FIXED ASSET GROUP

	ASSETS		
80-160000	CONSTRUCTION IN PROGRESS	8,627,468	
80-161000	LAND	1,974,417	
80-162000	BUILDINGS	1,485,416	
80-163000	IMPROVEMENTS OTHER THAN BUILDI	25,733,637	
80-164000	MACHINERY AND EQUIPMENT	899,455	
80-165000	VEHICLES	751,003	
80-169999	ACCUMULATED DEPRECIATION	(5,391,643)	
	TOTAL ASSETS		34,079,753
	LIABILITIES AND EQUITY		
	FUND EQUITY		
80-280000	INVESTMENTS IN FIXED ASSETS	34,079,753	
	TOTAL FUND EQUITY		34,079,753
	TOTAL LIABILITIES AND EQUITY		34,079,753

TOWN OF SEVERANCE
BALANCE SHEET
JUNE 30, 2022

GENERAL LONG-TERM DEBT GROUP

	ASSETS		
90-170000	AMOUNT TO BE PROVIDED	110,126	
	TOTAL ASSETS		110,126
	LIABILITIES AND EQUITY		
	LIABILITIES		
90-250000	ACCRUED LEAVE	107,475	
90-252000	CAPITAL LEASE PAYABLE	2,651	
	TOTAL LIABILITIES		110,126
	TOTAL LIABILITIES AND EQUITY		110,126

Town Management Report

Nicholas J. Wharton & Lindsay Radcliff-Coombes
July 2022

UPCOMING TOWN MEETINGS & EVENTS

- 07/25- Town Tree Board Meeting
- 07/26- Town Council Work Session/Council Meeting
- 08/03- Municipal Court
- 08/03- Land Use Advisory Meeting
- 08/09- Town Council Work Session/Council Meeting
- 08/19-08/21- Severance Days
- 08/22- Town Tree Board Meeting
- 08/23- Town Council Work Session/Council Meeting
- 09/05- Town Hall Closed for Labor Day
- 09/07- Municipal Court

FISCAL RESPONSIBILITY

- 2021 Audit is completed
- 2023 Budgeting is in process. (Council Meetings Budget Sessions Scheduled for Sept. Oct. Nov.)

TRANSPARENCY

- LUAC (Land Use Advisory Committee)
  - During the fourth LUAC meeting, the committee was unable to proceed due to not having a quorum.
- Ayres Consulting Group
  - Ayers is actively looking for state and federal grants for the following:
    - Broadband – identified a few grant and funding opportunities, but the timeline was too short to complete and we will continue to monitor funding from the State and the potential for new grants and programs rolling out in fall/winter.
    - PD Station – working on the Energy and Mineral Impact Grant (opens Aug. 1st and closes Sept. 1st)
    - Water Tank and Water Main loop completion – looking into various infrastructure funding sources.
    - Intersection and Pedestrian enhancements – looking into SRTS program, CDOT Revitalize Opportunity 2, and other options for consideration.
- Downtown Development Authority (DDA)/Urban Renewal Authority (URA)
  - Management is currently in the process of analyzing these authorities to encompass the E. Harmony and WCR 23 Corridors.
- LUAC (Land Use Advisory Committee)
  - During the fourth LUAC meeting, the committee was unable to proceed due to not having a quorum.

ENGAGEMENT WITH RESIDENTS

- Great Western Trail- Questions on when the missing section of trail will be completed between Severance and Eaton. (Response Provided to Resident and resolved).
- Saddler Ridge Metro District ROW (Right of Way)- Question regarding illegal grass dumping on Weld County property by Saddler Ridge. (Response Provided to Resident and resolved).

- Blue Spruce Park- Questions regarding a dead tree, brown spots on turf, and weeds. (Response provided and necessary actions to resolve.)
- Email RE: John Yates. (Response provided, and an additional email sent to Council)
- Artificial Turf Reimbursement- Resident wanted to know what the Town is offering for artificial turf in yards as neighboring communities are starting to create and incentivize the use of artificial turf. (Response provided, and work session scheduled item).
- Downtown Right of Way Phase 2- Question from resident RE: the creation of a simpler ROW agreement for care of ROW in downtown, per our downtown drainage project. (Response provided and discussion agenda topic scheduled.)
- Contractor Licensing- Resident requesting information on New contractor licensing and the Council's decision to allow homeowners to complete work without a license themselves. (Response provided to the resident and resolved).
- Windsor Reservoir- Residents want to have recreation around and on the reservoir. (Response provided, and management will continue to evaluate).

TRANSPORTATION

- TAP/MMOF Pedestrian Walkway
  - Engineering and environmental drawings have been completed for this project and the RFP bidding process for the construction. The staff has now completed all ROW acquisitions to be able to complete this project now. We received a final review of plans from CDOT and we are out to bid at this time for contractors to complete their projects.
- WCR 19/Harmony Rd
  - RFP for engineering and design have occurred and contractors have been selected. The intersection analysis has been completed and the Town Council has directed staff to move forward with a lighted intersection. Engineering plans are approximately 30% completed and our contract engineers are working towards finalizing plans for going out to construction RFP in late 2022, or early 2023.
- Hwy. 392/WCR 23
  - RFP for engineering and design have occurred and contractors have been selected. CDOT has approached the Town asking if we would consider accelerating the timeline for this project to be completed by spring of 2023. Town management will be speaking with Council in August on consideration of appropriating funds to accelerate this project.

PUBLIC SAFETY

- Currently in the hiring process for 2 positions
  - Records Specialist, and Police Officer
- Redevelopment of the Police Station
  - Management and the Chief of Police have met with a local construction and architectural firm to receive initial costs for the redevelopment for the downtown police station. Additionally, Ayers is working on a $750,000 to $1.25 million dollar grant to help with this revitalization for the downtown. Management will be providing these numbers and renderings during the 2023 budget discussions.
- Speed Limit Change and Enforcement on E. Harmony Road
  - The MPH signs have been changed and will remain visibly marked with orange flags for the next 2-3 weeks. The police department has been actively enforcing the new speed limits with warnings and education, and tickets when deemed necessary.
- Emergency Management/Operations Plan (EOP)

- Chief of Police is currently working on updating the existing EOP from 2014. This is anticipated to be completed by early next year.

COMMUNICATION

- There will be a ribbon-cutting prior to the fishing derby the morning of Severance Days before the pancake breakfast to thank Calvary Church for this donation and gift to the Town.
- Town Hall Building
  - Structural engineers have been on-site to examine the NE foundation issues of the building and found it to be structurally sound. Original soil sampling from when the building was purchased showed expansive soil under the building. Currently, the building now has installed meters to track the settling and cracking which are attached to the inside of the building walls. Management is working with Terracon to conduct a new soil sample and create a plan to fix the sinking slab. The last step in the process was completed and should we have the final results by end of July.
- Community Center
  - The Y has started the beginning steps of its feasibility study. The $17,000 cost of the study will be paid for by the Y (formerly known as the YMCA of Northern Colorado). There were community stakeholder meetings and focus groups that launched in May, with a finalized study launched in June with anticipated completion by early August.

ADDITIONAL REPORTS INCLUDED IN THE PACKET

- Finance Report
- Court Report
- Public Works Report
- Public Safety Report
- Building Department (SAFEbuilt) Report
- Engineering Report

Severance Municipal Court

Karina Gomez, Court Clerk

July 2022

Court Outcome

- The court docket for July had thirty-three defendants set for court on July 06, 2022. Nine of those defendants paid before the court day and pleaded guilty to the original charge. On July 06, the docket had twenty-four defendants; sixteen of those defendants were appearing for the first time. Four of those cases continued to July from a previous court date. Four defendants failed to appear in court. After court, four cases are pending being submitted to collections, and the town prosecutor dismissed zero citations.
- The July court had 27 speeding tickets; three were stop sign violation charges. We had one parking violation, zero petty offenses, and zero animal violations.

FTA	FAILURE TO APPEAR
MTC	MOTOR TRAFFIC CODE
P/G	PLEAD GUILTY
SMC	SEVERANCE MUNICIPAL COURT

NEW/FIRST APPEARANCE	16
PENDING COLLECTIONS	4
FTA	4
CONTINUED FROM A PREVIOUS COURT	8
DISMISSED	0

SPEEDING/ UNSAFE VEHICLE	27
STOP SIGNS	3
ANIMALS	0
PARKING	1

CITATION NUMBER	LAST, FIRST NAME	CASES PAID PRIOR TO COURT:	PAID:
D1011	ANNAN, NICHOLAS- FIRST APPEARANCE	SMC 1008(1) : FOLLOWING TOO CLOSELY	$170
D1757	GUINTA, GARY BERNARD - FIRST APPEARANCE	MTC 1101: SPEEDING 20-24 OVER	$320
D1754	HARO, MARIA - FIRST APPEARANCE	MTC 1101: SPEEDING 20-24 OVER	$320
D1758	LEVI, JASON - FIRST APPEARANCE	MTC 1101: SPEEDING 20-24 OVER	$320
D1755	RACHEY, DEREK - FIRST APPEARANCE	MTC 1101: SPEEDING 20-24 OVER	$320
D1385	XLX ENERGY SERVICES LLC - FIRST APPEARANCE	MTC 1204 (3) (B) - PARKING PROHIBITED (NO PARKING)	$50
D1329	MORENO, REINA - CONTINUED- PAYMENT PLAN 1/5/22- CLOSED	MTC 1103: TOO FAST FOR CONDITION	$50
D1742	HARRELSON, FALLYN - FIRST APPEARANCE	MTC 1101: SPEEDING 10-19 OVER	$200
D1378	HYATT, KAHLI- FIRST APPEARANCE	MTC 703(3): STOP SIGN VIOLATION	$170

CITATION NUMBER	ORIGINAL CHARGE	NEW CHARGE- DISMISSED
D1388	MTC 1101: SPEEDING 25-39 OVER - MTC 1005: PASSING PROHIBITED BY MARKINGS	P/G TO A LESSER CHARGE: MTC 1101 SPEEDING - 4 POINTS -$350
D1752	MTC 1101: SPEEDING 10-19 OVER	CONTINUED TO 8/3/2 BY DEFENDANT
D1759	MTC 1101: SPEEDING 10-19 OVER	FTA- SENT PENDING COLLECTION LETTER
D1374	MTC 202(1) DROVE A DEFECTIVE VEHICLE	FTA- SENT PENDING COLLECTION LETTER
D1377	MTC 1101: SPEEDING 25-39 OVER	P/G TO A LESSER CHARGE: MTC 1101(3) TOO FAST FOR CONDITIONS - $350
D1799	MTC 703(3): FAILED TO STOP FOR STOP SIGN	P/G TO A LESSER CHARGE: MTC 205 DEFECTIVE HEADLIGHT - $200
D1756	MTC 1101: SPEEDING 20-39 OVER - MTC 1409: FAILED TO PRESENT EVIDENCE OF INSURANCE ON REQUEST	CONTINUED: PROOF OF INSURANCE DUE 8/3
D1248	MTC 1101(7) - SPEEDING 25-39 OVER: MTC 1409 - COMPULSORY INSURANCE	CONTINUED: PROOF OF INSURANCE DUE 8/3
D1384	MTC 1402 (2): CARELESS DRIVING	P/G TO A LESSER CHARGE: MTC 202(1) DEFECTIVE VEHICLE -$200
D1368	10-4-30 TRESPASSING	CLOSED CASE - NO OTHER INCIDENTS IN 3 MONTHS
D1157	MTC 703(3): FAILED TO STOP FOR STOP SIGN	CLOSED CASE - NO OTHER INCIDENTS IN 12 MONTHS
D1249	MTC 1101(7) - SPEEDING 25-39 OVER: MTC 1409 - COMPULSORY INSURANCE	CONTINUED: PROOF OF INSURANCE DUE 8/3
D1389	MTC 1101: SPEEDING 25-39 OVER	P/G TO A LESSER CHARGE: MTC 1101(3) TOO FAST FOR CONDITIONS & COMPLETE ALIVE @ 25 BY 9/7/22 - $350
D1753	MTC 1101: SPEEDING 20-24 OVER	P/G TO A LESSER CHARGE: MTC 1101(3) TOO FAST FOR CONDITIONS - $350
D1760	MTC 1402 (2): CARELESS DRIVING	P/G TO LESSER CHARGE: MTC 201 OBSTRUCTED WINDOW - & ALIVE @ 25 DUE 9/7/22 - $200
D1749	MTC 1101: SPEEDING 20-24 OVER	P/G TO A LESSER CHARGE: MTC 1101(3) TOO FAST FOR CONDITIONS - $350
D1386	MTC 1101: SPEEDING 10-19 OVER	P/G TO ORIGINAL CHARGE: MTC 1101: SPEEDING 10-19 OVER - $170
D1381	MTC 1101: SPEEDING 25-39 OVER	P/G TO A LESSER CHARGE: MTC 1101(3) TOO FAST FOR CONDITIONS - $350
D1240	MTC 1101: SPEEDING 20-24 OVER	TRIAL: FOUND GUILTY OF ORIGINAL CHARGE - $250
D1345	MTC 1101(7) - SPEEDING 25-39 OVER: MTC 1409 - COMPULSORY INSURANCE: MTC 1402 - CARELESS DRIVING	FTA- SENT PENDING COLLECTION LETTER
D1293	42-4-703: FAILED TO YIELD RIGHT OF WAY WHEN PROCEEDING FROM STOP SIGN - 42-4-1409(2): OPERATED UNINSURED MV ON PUBLIC ROADWAY (NOT OWNER)	P/G TO 42-4-1409(2): OPERATED UNINSURED MV ON PUBLIC ROADWAY (NOT OWNER) AND P/G TO A LESSER CHARGE: MTC 205 DEFECTIVE HEADLIGHT- $300 - RESTITUTION SCHEDULED FOR 8/3/22
D1382	MTC 1101: SPEEDING 10-19 OVER - 42-2-101: DROVE W/O LICENSE ON PERSON - 42-3-203 (3) (A): DISPLAY EXP TEMP TAG	P/G TO A LESSER CHARGE: MTC 1101(1) SPEEDING - $200 -CDL LICENSE
D1380	MTC 1101: SPEEDING 20-24 OVER	FTA- SENT PENDING COLLECTION LETTER
D1726	MTC 1101: SPEEDING 25-39 OVER	PAID $30 - DEF. IS ON A PAYMENT PLAN

Issued Permits by Permit Type

Severance

06/01/2022 - 06/30/2022

Commercial New	Permits Issued	Valuation	Fees Paid
New Commercial	1	$550,000.00	$49,373.42
Subtotals:	1	$550,000.00	$49,373.42

Residential New	Permits Issued	Valuation	Fees Paid
Detached Single Family	10	$2,916,639.99	$245,975.32
Subtotals:	10	$2,916,639.99	$245,975.32

Residential One Stop	Permits Issued	Valuation	Fees Paid
Air Conditioner - Residential	5	$27,478.00	$994.60

Furnace Replacement - Residential	1	$7,394.00	$233.09
Misc. Mechanical, Plumbing or Electrical	2	$2,221.81	$284.99
Misc. Other - Residential	1	$700.00	$112.60
Replacement Windows - Residential	1	$30,100.00	$641.80
Residential Exterior Flatwork	1	$6,000.00	$208.00
Residential Roof - Asphalt	5	$56,500.16	$1,467.00
Subtotals:	16	$130,393.97	$3,942.08

Totals:	27	$3,597,033.96	$299,290.82

Finance Director Report

Nancy E. Mueller, CPA
July 18, 2022

Sales Tax Revenues

Total sales tax revenues for 2022 continue to be slightly higher than last year. June sales tax revenue ("May Shopping") was 5% higher than June of 2021 and 51% higher than June of 2020.

June 2022 Revenue Period = $160,866

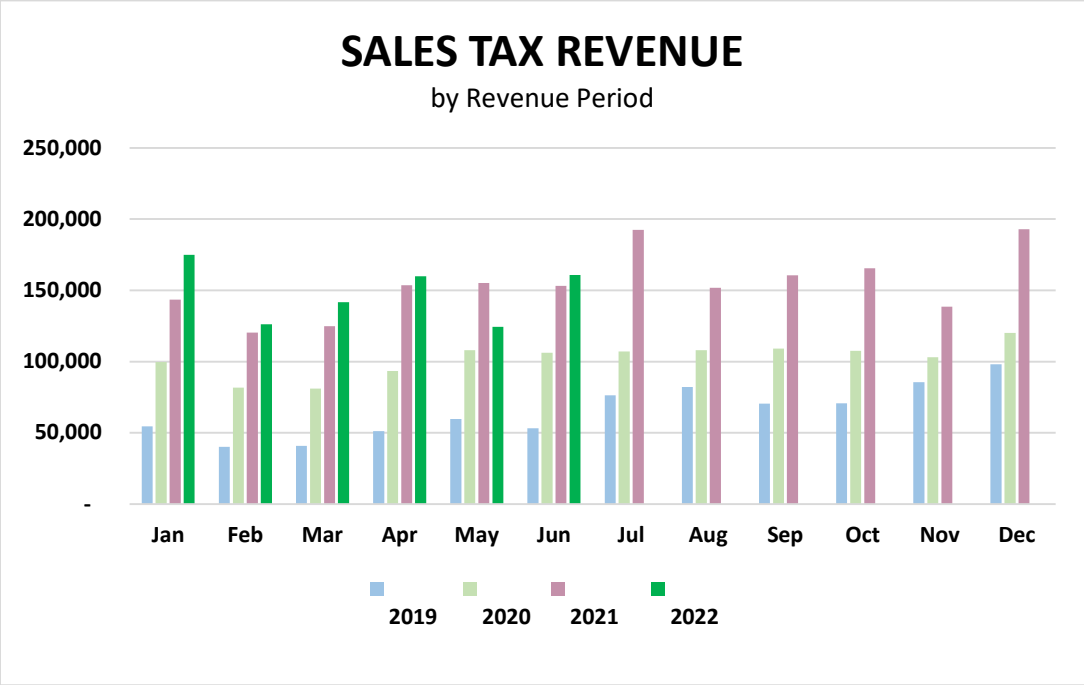

PLEASE NOTE THIS IS BY REVENUE PERIOD
LATE OR AMENDED FILINGS ARE INCLUDED

Property Tax Revenues

Property taxes are collected throughout the year, but typically 95% are received in the first six months with February, April, and June having the highest collection amounts. Weld County allows homeowners to make full payment by April 30th or to pay ½ by February 28th and ½ by June 15th.

Property tax collections are on track this year with 98% collected through June 30th.

	PROPERTY TAX COLLECTIONS					
	2020		2021		2022	
Month	$ YTD	% Budget	$ YTD	% Budget	$ YTD	% Budget
Jun	1,158,576	80%	1,296,945	100%	1,760,308	98%

Police Chief Report

Jim Gerdeman, Chief of Police

June 2022

Projects Updates

- The Police Department and Human Resources completed an internal selection process for School Resource Officer. Officer Geraldine Yanke was selected and will attend the School Resource Officer training in the coming months.

- The Police Department and Human Resources are working together to hire a new Police Officer to replace Officer Geraldine Yanke on patrol. The announcement will come out sometime at the beginning of July.

- The Police Department created a new design for the School Resource Officer's vehicle. A picture is attached to the bottom of this report.

Community Support and Relations

- The Police Department assisted with the June Concert in the park. The officers mingled with the citizens at the concert and handed out stickers to the children. The comments received about the event were very positive.

2022 June Report

The charts provide a monthly overview of the Severance Police Department's activities from June 1 to June 30, 2022.

1. Chart #1 represents the Severance Police Department's monthly incident activity report. The police department took 32 written reports.

2. Chart #2 represents the Severance Police Department's monthly arrest report. The police department made 11 arrests for criminal activity.

3. Chart #3 represents calls of service for the month. The chart displays the hours at the bottom with the graph's monthly total number of calls for service. The times with the highest number of calls for service are from 9:00 am until 7:00 pm.

4. Chart #4 represents traffic contacts by officers for the month. The chart displays the hours at the bottom with the graph's monthly total number of traffic contacts.

5. Chart #5 represents the activity of case reports and traffic violations for the month by the time of day. The top of the chart shows military time and the classification on the left. At the bottom of the chart, Officers' total reports were 32, and Officers' total citations were 64. The officers wrote a total of 193 citations which means 129 citations were warnings.

Chart 1

Department Incident Activity Report

Date Reported: **06/01/2022 - 06/30/2022** | Show Subclasses: **True** | Include Disposition Tags: **True**

SEVERANCE POLICE DEPARTMENT
3 SOUTH TIMBER RIDGE PKWY
SEVERANCE, CO 80550
970-685-9708

Classification	Events Rptd	Unfounded	Actual	Clr Arrest	Clr Exception	Clr Juveniles	Total Clr	Percent Clr
AGENCY ASSIST	1	0	1	0	0	0	1	100.0
Assist Other Agency	1	0	1	0	0	0	1	100.0
ANIMAL PROBLEM	1	0	1	0	0	0	1	100.0
Animal Attack	1	0	1	0	0	0	1	100.0
ASSAULT	3	0	3	2	0	0	2	66.7
Aggravated Assault - Weapon	1	0	1	1	0	0	1	100.0
Aggravated Assault, Family, Firearm	1	0	1	0	0	0	0	0.0
Aggravated Assault, Nonfamily, Firearm	1	0	1	1	0	0	1	100.0
DAMAGED PROPERTY	1	0	1	0	0	0	1	100.0
Damaged Property, Vehicle	1	0	1	0	0	0	1	100.0
DOMESTIC PROBLEM	1	0	1	1	0	0	1	100.0
Family Offense, Other	1	0	1	1	0	0	1	100.0
DUI	1	0	1	1	0	0	1	100.0
Alcohol	1	0	1	1	0	0	1	100.0
FAMILY DISTURBANCE	1	0	1	0	0	0	1	100.0
Family Disturbance	1	0	1	0	0	0	1	100.0
FAMILY OFFENSES	1	0	1	1	0	0	1	100.0
VIOLATION OF RESTRAINING ORDER	1	0	1	1	0	0	1	100.0
INCIDENT REPORT	2	0	2	0	0	0	2	100.0
INCIDENT REPORT	2	0	2	0	0	0	2	100.0
OBSTRUCT POLICE	1	0	1	1	0	0	1	100.0
Resisting/Interfering W/Police	1	0	1	1	0	0	1	100.0
ORDINANCE VIOLATION	1	0	1	0	0	0	0	0.0
Ordinance Violation	1	0	1	0	0	0	0	0.0
PROPERTY	2	0	2	0	0	0	2	100.0
Found Property	1	0	1	0	0	0	1	100.0
Lost Property	1	0	1	0	0	0	1	100.0
PUBLIC PEACE	1	0	1	1	0	0	1	100.0
Disorderly Conduct	1	0	1	1	0	0	1	100.0
STOLEN VEHICLE	2	0	2	0	0	0	2	100.0
Vehicle Theft, Auto	2	0	2	0	0	0	2	100.0
SUSPICIOUS	1	0	1	0	0	0	1	100.0
Suspicious Activity	1	0	1	0	0	0	1	100.0
THEFT	1	0	1	0	0	0	1	100.0
Shoplifting	1	0	1	0	0	0	1	100.0
TRAFFIC (CRIMINAL VIOLATION)	4	0	4	2	0	2	4	100.0
Criminal Traffic Violation	4	0	4	2	0	2	4	100.0
TRAFFIC ACCIDENT	6	0	6	4	0	0	6	100.0

Hit/Run, Private Prop Damg	1	0	1	0	0	0	1	100.0
Hit/Run, Vehicle Damg	1	0	1	1	0	0	1	100.0
Traffic Accident, Private Prop Damg	1	0	1	1	0	0	1	100.0
Traffic Accident, Vehicle Damage	3	0	3	2	0	0	3	100.0
TRESPASSING	1	0	1	1	0	0	1	100.0
Trespassing, Private Property	1	0	1	1	0	0	1	100.0
Event Totals	**32**	**0**	**32**	**11**	**0**	**2**	**30**	**93.8**

Arrest Report

Chart 2

Date Reported Range: **06/01/2022 - 06/30/2022**

SEVERANCE POLICE DEPARTMENT
3 SOUTH TIMBER RIDGE PKWY
SEVERANCE, CO 80550
970-685-9708

Classification	Number of Arrests
ASSAULT	1
DOMESTIC PROBLEM	1
DUI	1
OBSTRUCT POLICE	1
PUBLIC PEACE	1
TRAFFIC (CRIMINAL VIOLATION)	2
TRAFFIC ACCIDENT	4
Total Arrests: 11	

Chart 3

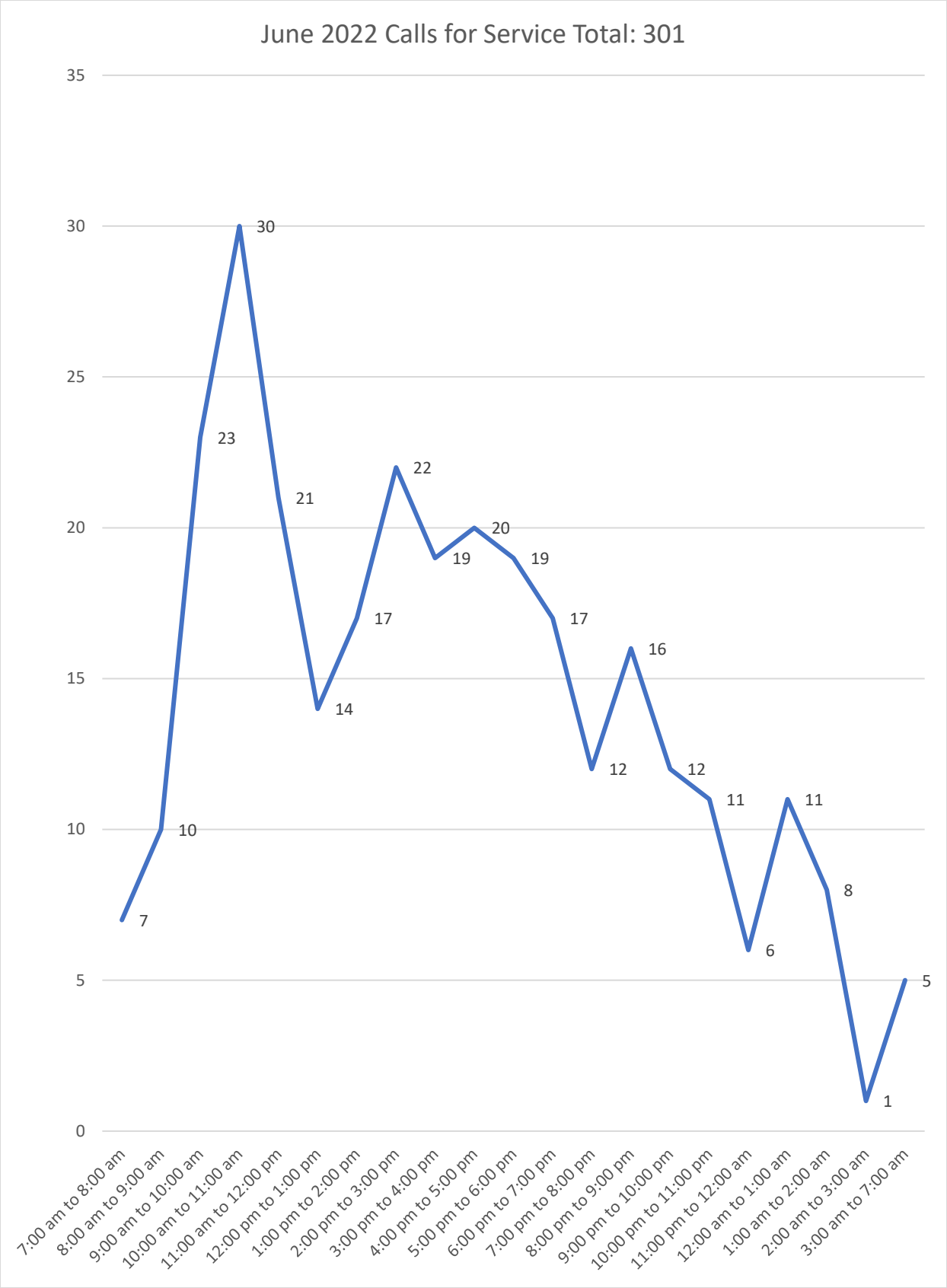
June 2022 Calls for Service Total: 301
35
30
25
20
15
10
5
0
7
10
23
30
21
14
17
22
19
20
19
17
12
16
12
11
6
11
8
1
5
7:00 am to 8:00 am
8:00 am to 9:00 am
9:00 am to 10:00 am
10:00 am to 11:00 am
11:00 am to 12:00 pm
12:00 pm to 1:00 pm
1:00 pm to 2:00 pm
2:00 pm to 3:00 pm
3:00 pm to 4:00 pm
4:00 pm to 5:00 pm
5:00 pm to 6:00 pm
6:00 pm to 7:00 pm
7:00 pm to 8:00 pm
8:00 pm to 9:00 pm
9:00 pm to 10:00 pm
10:00 pm to 11:00 pm
11:00 pm to 12:00 am
12:00 am to 1:00 am
1:00 am to 2:00 am
2:00 am to 3:00 am
3:00 am to 7:00 am

Chart 4

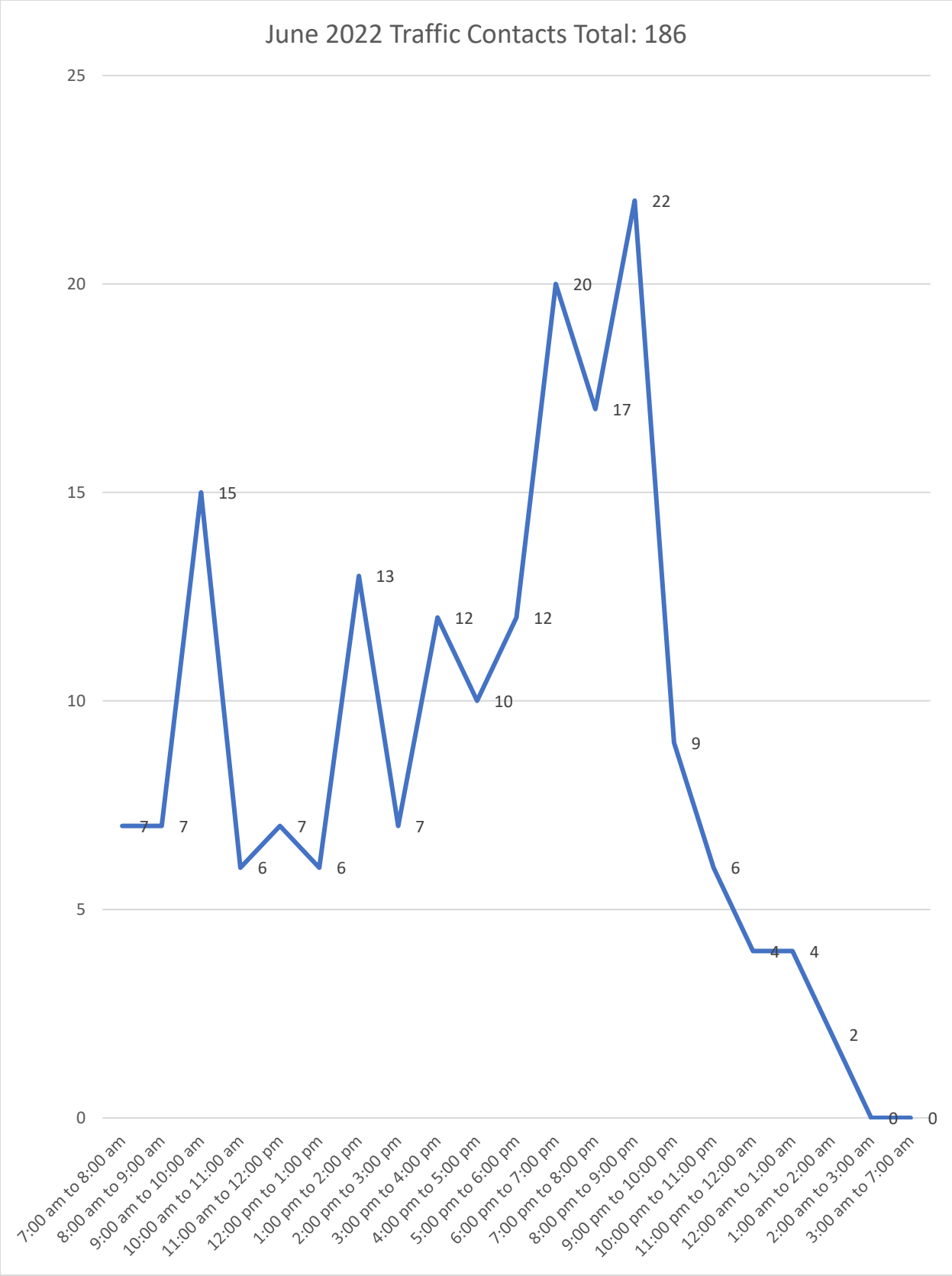
June 2022 Traffic Contacts Total: 186
25
20
15
10
5
0
7
7
15
6
7
6
13
7
12
10
12
20
17
22
9
6
4
4
2
0
0
7:00 am to 8:00 am
8:00 am to 9:00 am
9:00 am to 10:00 am
10:00 am to 11:00 am
11:00 am to 12:00 pm
12:00 pm to 1:00 pm
1:00 pm to 2:00 pm
2:00 pm to 3:00 pm
3:00 pm to 4:00 pm
4:00 pm to 5:00 pm
5:00 pm to 6:00 pm
6:00 pm to 7:00 pm
7:00 pm to 8:00 pm
8:00 pm to 9:00 pm
9:00 pm to 10:00 pm
10:00 pm to 11:00 pm
11:00 pm to 12:00 am
12:00 am to 1:00 am
1:00 am to 2:00 am
2:00 am to 3:00 am
3:00 am to 7:00 am

Chart 5

Event Activity Analysis by Time

Date Reported: **06/01/2022 - 06/30/2022**

SEVERANCE POLICE DEPARTMENT
3 SOUTH TIMBER RIDGE PKWY
SEVERANCE, CO 80550
970-685-9708

	HOUR																								
Classification	**00**	**01**	**02**	**03**	**04**	**05**	**06**	**07**	**08**	**09**	**10**	**11**	**12**	**13**	**14**	**15**	**16**	**17**	**18**	**19**	**20**	**21**	**22**	**23**	**Total**
AGENCY ASSIST	0	0	0	0	1	0	0	0	0	0	0	0	0	0	0	0	0	0	0	0	0	0	0	0	1
Assist Other Agency	0	0	0	0	1	0	0	0	0	0	0	0	0	0	0	0	0	0	0	0	0	0	0	0	1
ANIMAL PROBLEM	0	0	0	0	0	0	0	0	0	0	0	0	0	0	0	0	0	0	1	0	0	0	0	0	1
Animal Attack	0	0	0	0	0	0	0	0	0	0	0	0	0	0	0	0	0	0	1	0	0	0	0	0	1
ASSAULT	0	0	0	0	0	0	0	0	0	0	0	1	2	0	0	0	0	0	0	0	0	0	0	0	3
Aggravated Assault - Weapon	0	0	0	0	0	0	0	0	0	0	0	0	1	0	0	0	0	0	0	0	0	0	0	0	1
Aggravated Assault, Family, Firearm	0	0	0	0	0	0	0	0	0	0	0	0	1	0	0	0	0	0	0	0	0	0	0	0	1
Aggravated Assault, Nonfamily, Firearm	0	0	0	0	0	0	0	0	0	0	0	1	0	0	0	0	0	0	0	0	0	0	0	0	1
DAMAGED PROPERTY	0	0	0	0	0	0	0	0	0	1	0	0	0	0	0	0	0	0	0	0	0	0	0	0	1
Damaged Property, Vehicle	0	0	0	0	0	0	0	0	0	1	0	0	0	0	0	0	0	0	0	0	0	0	0	0	1
DOMESTIC PROBLEM	0	0	0	0	0	0	0	0	0	0	0	0	1	0	0	0	0	0	0	0	0	0	0	0	1
Family Offense, Other	0	0	0	0	0	0	0	0	0	0	0	0	1	0	0	0	0	0	0	0	0	0	0	0	1
DUI	0	0	0	0	0	0	0	0	0	0	0	0	0	0	0	0	0	0	0	1	0	0	0	0	1
Alcohol	0	0	0	0	0	0	0	0	0	0	0	0	0	0	0	0	0	0	0	1	0	0	0	0	1
FAMILY DISTURBANCE	0	0	0	0	0	0	0	0	0	0	0	0	0	1	0	0	0	0	0	0	0	0	0	0	1
Family Disturbance	0	0	0	0	0	0	0	0	0	0	0	0	0	1	0	0	0	0	0	0	0	0	0	0	1
FAMILY OFFENSES	0	0	0	0	0	0	0	0	0	0	0	1	0	0	0	0	0	0	0	0	0	0	0	0	1
VIOLATION OF RESTRAINING ORDER	0	0	0	0	0	0	0	0	0	0	0	1	0	0	0	0	0	0	0	0	0	0	0	0	1
INCIDENT REPORT	0	0	0	0	0	0	0	0	0	0	0	0	0	0	0	0	1	0	1	0	0	0	0	0	2
INCIDENT REPORT	0	0	0	0	0	0	0	0	0	0	0	0	0	0	0	0	1	0	1	0	0	0	0	0	2
OBSTRUCT POLICE	0	0	0	0	0	0	0	0	0	0	0	1	0	0	0	0	0	0	0	0	0	0	0	0	1
Resisting/Interfering W/Police	0	0	0	0	0	0	0	0	0	0	0	1	0	0	0	0	0	0	0	0	0	0	0	0	1
ORDINANCE VIOLATION	0	0	0	0	0	0	0	0	0	0	0	0	1	0	0	0	0	0	0	0	0	0	0	0	1
Ordinance Violation	0	0	0	0	0	0	0	0	0	0	0	0	1	0	0	0	0	0	0	0	0	0	0	0	1
PROPERTY	0	0	0	0	0	0	0	0	0	0	1	0	0	0	0	0	0	0	1	0	0	0	0	0	2
Found Property	0	0	0	0	0	0	0	0	0	0	1	0	0	0	0	0	0	0	0	0	0	0	0	0	1
Lost Property	0	0	0	0	0	0	0	0	0	0	0	0	0	0	0	0	0	0	1	0	0	0	0	0	1
PUBLIC PEACE	0	0	0	0	0	0	0	0	0	0	0	0	0	0	0	0	0	0	0	1	0	0	0	0	1
Disorderly Conduct	0	0	0	0	0	0	0	0	0	0	0	0	0	0	0	0	0	0	0	1	0	0	0	0	1
STOLEN VEHICLE	0	0	0	0	0	0	0	0	1	0	0	0	0	0	0	0	1	0	0	0	0	0	0	0	2
Vehicle Theft, Auto	0	0	0	0	0	0	0	0	1	0	0	0	0	0	0	0	1	0	0	0	0	0	0	0	2
SUSPICIOUS	0	0	0	0	0	0	0	0	0	0	0	0	0	0	0	0	0	0	0	1	0	0	0	0	1
Suspicious Activity	0	0	0	0	0	0	0	0	0	0	0	0	0	0	0	0	0	0	0	1	0	0	0	0	1
THEFT	0	0	0	0	0	0	0	0	0	0	0	0	0	0	0	0	0	0	0	1	0	0	0	0	1
Shoplifting	0	0	0	0	0	0	0	0	0	0	0	0	0	0	0	0	0	0	0	1	0	0	0	0	1
TRAFFIC (CRIMINAL VIOLATION)	0	0	0	0	0	0	0	0	0	0	1	0	0	1	0	1	0	0	0	0	0	1	0	0	4
Criminal Traffic Violation	0	0	0	0	0	0	0	0	0	0	1	0	0	1	0	1	0	0	0	0	0	1	0	0	4
TRAFFIC ACCIDENT	0	1	0	0	0	0	0	0	0	2	0	0	0	0	0	0	1	0	1	0	1	0	0	0	6
Hit/Run, Private Prop Damg	0	0	0	0	0	0	0	0	0	1	0	0	0	0	0	0	0	0	0	0	0	0	0	0	1
Hit/Run, Vehicle Damg	0	1	0	0	0	0	0	0	0	0	0	0	0	0	0	0	0	0	0	0	0	0	0	0	1
Traffic Accident, Private Prop	0	0	0	0	0	0	0	0	0	1	0	0	0	0	0	0	0	0	0	0	0	0	0	0	1

Damg																								
Traffic Accident, Vehicle Damage	0	0	0	0	0	0	0	0	0	0	0	0	0	0	0	0	1	0	1	0	1	0	0	0	3
TRESPASSING	0	0	0	0	0	0	0	0	0	0	0	0	0	1	0	0	0	0	0	0	0	0	0	0	1
Trespassing, Private Property	0	0	0	0	0	0	0	0	0	0	0	0	0	1	0	0	0	0	0	0	0	0	0	0	1
Total Events	0	1	0	0	1	0	0	0	1	3	2	3	4	3	0	1	3	0	4	4	1	1	0	0	32
Total Citation Violations:	1	2	0	0	0	0	0	3	2	5	3	4	1	6	3	7	2	0	5	7	6	6	0	1	64
Total Citations:	2	2	0	0	0	0	0	3	5	11	7	4	3	8	100	9	12	0	9	5	7	5	0	1	193

TOWN HALL
SEVERANCE
SEVERANCE
POLICE
SCHOOL RESOURCE OFFICER
911
SEVERANCE
POLICE
SCHOOL RESOURCE OFFICER
911

SAFEbuilt.

TRANSFORMING COMMUNITY DEVELOPMENT

Town of Severance

Monthly Activity Report

JULY 2022

Severance Building Department
3 Timber Ridge Pkwy
Severance CO 80550

Severance Building Department Update

New Single Family

Number of inspections	586
Passed inspections	444
Inspection passed %	75.77%

Residential Alterations

Number of inspections	131
Passed inspections	108
Inspection passed %	82.44%

Residential Plan Reviews

New Residential 14
Residential Alterations 33

New Residential valuations - $2,196,238

19 New Single-Family permits have been issued from 6/20-7/19

Issued contractors licensed since June 1, 2022 - 60

July Community Development & Engineering Report

Abdul Barzak, Town Planner
Chris Messersmith and Shar Shadowen, Colorado Civil Group, Inc. (CCG)
July 26, 2022

Planning Projects/Documents

Land Use Code Updates

At the direction of Council, Town staff will be bringing all Land Use Code items through the Land Use Advisory Committee, Planning Commission and finally to Town Council for a comprehensive look at all items. Town Council will begin reviewing items starting in July.

MPO

- Technical Advisory Committee (TAC) – TAC will be continuing a discussion on the 2050 RTP Regionally Significant Corridors (RSCs) Update and Green House Gas Analysis. TAC will also discuss the 2023 Public Improvement Plan and Safe Streets and Roads for All.
- NoCo Bike & Ped Collaborative – The NoCo Bike & Ped Collaborative will host a Walk & Bike Audit of the Severance Downtown area and focusing on senior issues, connectivity, and accessibility for bike and pedestrian users. The collaborative will also be working close with a group of Planners and Elected officials from Arkansas discussing transportation.
- Weld County Mobility Committee (WCMC) – Working closely with the Larimer County Mobility Committee to further develop and fine-tune "Ride NoCo" formerly the One Call/One Click Center to be a central hub for transportation options in Northern Colorado.

Capital Improvement Projects

SH 392 – WCR 23 Intersection Improvements

The project kick off meeting with Horrocks Engineers, Inc. (HEI) and CDOT occurred on July 5, 2022. HEI is working on the ultimate (2040) intersection layout to determine the traffic signal caisson placement locations and auxiliary lane configurations, which will be submitted to CDOT, the Town of Windsor, and Weld County for review. Once this is complete, HEI will work on the interim intersection layout to accommodate growth projected over the next ten (10±) years.

E Harmony Road – WCR 19 Intersection Improvements

Drexel, Barrell & Co. (DBC) has completed the ultimate (2040) intersection layout to determine the traffic signal caisson placement locations, which will be submitted to Weld County for review. DBC is working on the interim intersection layout to accommodate growth projected over the next ten (10±) years and will be providing a 60% design package submittal for Town staff to review.

CDOT TAP/MMOF Trail Project

This project is out to bid for construction. The mandatory Pre-Bid Conference was held on July 14, 2022, and the bids are due on July 26, 2022. The construction contract will be presented to Town Council on August 9, 2022, and construction is anticipated to start early September 2022.

Community Park Phases 2 & 3

Final items including amenities and irrigation are the only remaining in Phase III of the Severance Community Park. Town Staff continues to work on the CDOT TAP/MMOF Trail Project which will create another multi-modal connection through the Community Park. Staff will bring updates to Council.

Secondary Water Connection/Supply

Town Staff and the City of Greeley staff have been coordinating on a possible water system secondary connection (i.e. emergency connection). Based on recent feedback, Engineering is working on an updated secondary connection alignment.

Water System Monitoring

CCG has been working with Town staff and the NWCWD staff to monitor the Town's water distribution system and performance (pressure and flowrates) continuously since June 5, 2022. The Town is also monitoring the Town's water distribution system pressures at four (4) locations using data loggers provided by the Town of Windsor. Fire flows will also be simulated to calibrate the Town's water distribution system hydraulic model. Once the calibration is complete, CCG will prepare the DRAFT Potable Water Distribution System Master Plan for review.

NWCWD Amended and Restated Water Service Agreement

Town Management met with Stantec and the NWCWD on July 7, 2022, to discuss the NWCWD Master Plan that is in the process of being prepared/updated. CCG forwarded the requested water usage data and projections to Stantec on July 15, 2022.

Elevated Water Tank

CCG has completed the preliminary design for the elevated water tank. Town management and CCG met with the property owner on July 13, 2022. Engineering will continue with the design and intends to put this project out to bid in the next couple of months.

DEVELOPMENT REVIEW UPDATES

The list below is all of the currently active submitted projects to the Town Council. If you have questions on these please contact me for more information.

- **Moody Annexation/Zoning/Concept Plan** (Northeast corner of E. Harmony Road/Teller Street) – Applicant has resubmitted and is looking to begin the public hearing process in August for annexation and Zoning.
- **Severance South** (Entire section north of 392 between 21 and 23) – Applicant is routing mylars for signatures.
- **Franklin's Place/Tailholt 3rd Filing Preliminary Plat** (Southwest corner of E. Harmony Road and Tailholt Avenue) – Commercial project submitted in December. Concept plan approved at February Council meeting. Preliminary Plat presented at July Planning Commission (forwarded recommendation of approval). The project has been continued

to the next available Town Council Meeting after Council comments at Preliminary Plat stage.

- **Saddler 9 & 10** (Northeast corner of HWY 14 WHY 257) – Approved plan nearing final staff approval (north of HWY14), applicant to print mylars and route for signatures in early 2022.
- **The Reserve** (Southeast corner of WCR72 and WCR 19) – Final Plat submitted in March (resubmittal), the applicant has worked with staff to address comments, to be brought back for public hearings in Mid-2022.

Public Work Director Report

John Zacklene
July 18, 2022

WATER/WASTEWATER-

Reporting – A list of approved Lead/Copper sites have been submitted and approved by the state. Additionally, our team with the help of Direct Discharge, are working on submitting an updated wastewater Water Quality Management plan. Lead and Copper tests have changed and will now need 20 tests every 3 years instead of 20 tests yearly.

Sampling – All testing for water and wastewater sampling has been transferred back to Weld County. Currently the Town complies for all testing and sampling requirements. We are doing 6 samples per month currently. All samplings have been going well with no town issues. The outlet pipe from the solids pond to the contact chamber was raised 3 feet to help with sampling results. All 9 aerators are operational currently.

Water Tanks- Water tank inspections were completed in 2021. The old metal overflow culvert has been replaced at the water tanks. We are currently working on An Emergency Response Plan with Dave Lewis from Direct Discharge for our town's water supply. Water tank roof repairs are scheduled to begin in October 2022 during low demand times.

Jetting- Sewer main jetting of the entire town is complete. There was approximately 38 miles of main line cleaned. We have approximately 5 hot spots to watch for. We will be installing new isolation valves this July inside of the Baldridge lift station. Manhole rehab is completed on 17 manholes. This is a huge benefit for the town.

STORM WATER

- We have started ditch maintenance. All ditches, inlets and outlets and vaults will be cleared of debris and build up as weather permits.
- Culvert grates are being repaired and painted as needed. Safety grates are built and installed on the Baldridge inlet and the box culvert under Ponderosa at Sunset Ridge. All other safety grates have been approved to be built and installed in 2022 by a local welder but is now pending?

STREETS

- Striping of the town roads scheduled for late August.
- Working on crack seal contractors and pricing to complete by September
- Cr21 Southbound paving section is completed from Ponderosa to Cr72
- Cr21 northbound to Cr76 ½ has been completed (dirt rehab)
- Cr 23 mill and overlay is completed.
- Harmony West Bound at Cr21 mill and overlay is completed
- Street sweeping as weather permits or when it's operational.
- Finch & Ptarmigan concrete and asphalt scheduled for 1st week of August.
- Dirt road dust abatement has been awarded to Roadrunner and is completed.
- ADA grinding is complete throughout Timber Ridge subdivision.

PARKS

- Playground equipment has been inspected and repaired for CIRSA standards.
- Irrigation to all parks is on.
- ADA dock is completed at Blue Spruce Park- Concrete is completed as well.
- Playground equipment for Community Park has been installed- Concrete walk is complete.
- Benches to be installed at Community Park once we lay all the concrete pads.
- Maintenance building for the ballfields has been picked out and waiting approval.
- Concerts have started and ongoing throughout the summer.

AGENDA ITEM SUMMARY

AGENDA ITEM	SUBMITTED BY	PRESENTED BY
Audit Approval	Nancy Mueller, Finance Director	Eric Miller, CPA The Adams Group, LLC

ACTION REQUESTED

The administration asks that the Town Council review and discuss the 2021 Audited Financial Statements.

Actions that may be taken:

- Move to accept the 2021 Audited Financial Statements and direct staff to file it with the appropriate entities.
- Move to accept the 2021 Audited Financial Statements with revisions and direct staff to file it with the appropriate entities.
- Take no action

Action Requested
Presentation
Attorney Approved

BRIEF SUMMARY

The audit of the 2021 Financial Statements has been completed by The Adams Group, LLC. Eric Miller, CPA will be available to discuss the audit and answer any questions.

If Council accepts the 2021 Audited Financial Statements, staff will file with the appropriate entities prior to the July 31, 2022, deadline.

PUBLIC SUPPORT/CONCERN

None currently.

ANALYSIS AND RECOMMENDATION

Management and Staff recommends approving the 2021 Audited Financial Statements

MATERIALS SUBMITTED

The following materials were submitted and included in this packet:

1. Town of Severance FS - 2021
2. Communication to Governance - 2021
3. AJE Report
4. Internal Control Letter - 2021

TOWN OF SEVERANCE, COLORADO

BASIC FINANCIAL STATEMENTS
DECEMBER 31, 2021

TABLE OF CONTENTS

Independent Auditors' Report	i-iii
Management's Discussion and Analysis	iv-ix
BASIC FINANCIAL STATEMENTS	
Government-Wide Financial Statements	
Statement of Net Position	1
Statement of Activities	2
Fund Financial Statements	
Balance Sheet - Governmental Funds	3
Reconciliation of the Governmental Funds Balance Sheet to the Statement of Net Position	4
Statement of Revenues, Expenditures, and Changes in Fund Balances – Governmental Funds	5
Reconciliation of the Statement of Revenues, Expenditures, And Changes in Fund Balance of the Governmental Fund to the Statement of Activities	6
Statement of Net Position – Proprietary Funds	7
Statement of Revenues, Expenses and Changes in Net Position – Proprietary Funds	8
Statement of Cash Flows – Proprietary Funds	9
NOTES TO THE FINANCIAL STATEMENTS	10 - 34
REQUIRED SUPPLEMENTARY INFORMATION	
Schedule of Revenues, Expenditures, and Changes in Fund Balance – Budget and Actual – General Fund	35 - 37
Schedule of the Town's Proportionate Share of the Net Pension Liability (Asset)	38
Schedule of the Town's Contributions and Related Ratios	39
SUPPLEMENTARY INFORMATION	
Combining Balance Sheet – Governmental Non-Major Funds	40
Combining Statement of Revenues, Expenditures and Changes in Fund Balances – Governmental Non-Major Funds	41
Schedule of Revenues, Expenditures and Changes in Fund Balance – Budget and Actual – Conservation Trust Fund	42

TABLE OF CONTENTS (CONTINUED)

SUPPLEMENTARY INFORMATION (CONTINUED)

Schedule of Revenues, Expenditures and Changes in Fund Balance – Budget and Actual – Transportation Fund 43
Schedule of Revenues, Expenditures and Changes in Fund Balance – Budget and Actual – Parks Fund 44
Schedule of Revenues, Expenditures and Changes in Fund Balance – Budget and Actual – Public Facilities Fund 45
Schedule of Revenues, Expenditures and Changes in Fund Balance – Budget and Actual – Public Safety Fund 46
Schedule of Revenues, Expenditures and Changes in Fund Net Position – Budget and Actual (Budgetary Basis) – Water Fund 47
Schedule of Revenues, Expenditures and Changes in Fund Net Position – Budget and Actual (Budgetary Basis) – Wastewater Fund 48
Schedule of Revenues, Expenditures and Changes in Fund Net Position – Budget and Actual (Budgetary Basis) – Stormwater Fund 49

SPECIAL REPORTS

Local Highway Finance Report 50

THE ADAMS GROUP, LLC

CERTIFIED PUBLIC ACCOUNTANTS

INDEPENDENT AUDITORS' REPORT

Honorable Mayor and the Town Council
Town of Severance, Colorado

Opinions

We have audited the accompanying financial statements of the governmental activities, the business-type activities, each major fund, and the aggregate remaining fund information of the Town of Severance, Colorado (the Town) as of and for the year ended December 31, 2021, and the related notes to the financial statements, which collectively comprise the Town's basic financial statements as listed in the table of contents.

In our opinion, the financial statements referred to above present fairly, in all material respects, the respective financial position of the governmental activities, the business-type activities, each major fund, and the aggregate remaining fund information of the Town of Severance, as of December 31, 2021, and the respective changes in financial position and, where applicable, cash flows thereof for the year then ended in accordance with accounting principles generally accepted in the United States of America.

Basis for Opinions

We conducted our audit in accordance with auditing standards generally accepted in the United States of America Our responsibilities under those standards are further described in the Auditors' Responsibilities for the Audit of the Financial Statements section of our report. We are required to be independent of the Town, and to meet our other ethical responsibilities, in accordance with the relevant ethical requirements relating to our audit. We believe that the audit evidence we have obtained is sufficient and appropriate to provide a basis for our audit opinions.

Responsibilities of Management for the Financial Statements

Management is responsible for the preparation and fair presentation of the financial statements in accordance with accounting principles generally accepted in the United States of America, and for the design, implementation, and maintenance of internal control relevant to the preparation and fair presentation of financial statements that are free from material misstatement, whether due to fraud or error.

In preparing the financial statements, management is required to evaluate whether there are conditions or events, considered in the aggregate, that raise substantial doubt about the Town's ability to continue as a going concern for twelve months beyond the financial statement date, including any currently known information that may raise substantial doubt shortly thereafter.

400 S. Colorado Blvd., Ste. 690 • Denver, CO 80246 • 303-733-3796 • 303-733-6230 fax • www.tagcpaco.com

Auditors' Responsibilities for the Audit of the Financial Statements

Our objectives are to obtain reasonable assurance about whether the financial statements as a whole are free from material misstatement, whether due to fraud or error, and to issue an auditors' report that includes our opinions. Reasonable assurance is a high level of assurance but is not absolute assurance and therefore is not a guarantee that an audit conducted in accordance with generally accepted auditing standards will always detect a material misstatement when it exists. The risk of not detecting a material misstatement resulting from fraud is higher than for one resulting from error, as fraud may involve collusion, forgery, intentional omissions, misrepresentations, or the override of internal control. Misstatements are considered material if there is a substantial likelihood that, individually or in the aggregate, they would influence the judgment made by a reasonable user based on the financial statements.

In performing an audit in accordance with generally accepted auditing standards, we:

- Exercise professional judgment and maintain professional skepticism throughout the audit.
- Identify and assess the risks of material misstatement of the financial statements, whether due to fraud or error, and design and perform audit procedures responsive to those risks. Such procedures include examining, on a test basis, evidence regarding the amounts and disclosures in the financial statements.
- Obtain an understanding of internal control relevant to the audit in order to design audit procedures that are appropriate in the circumstances, but not for the purpose of expressing an opinion on the effectiveness of the Town's internal control. Accordingly, no such opinion is expressed.
- Evaluate the appropriateness of accounting policies used and the reasonableness of significant accounting estimates made by management, as well as evaluate the overall presentation of the financial statements.
- Conclude whether, in our judgment, there are conditions or events, considered in the aggregate, that raise substantial doubt about the Town's ability to continue as a going concern for a reasonable period of time.

We are required to communicate with those charged with governance regarding, among other matters, the planned scope and timing of the audit, significant audit findings, and certain internal control-related matters that we identified during the audit.

Required Supplementary Information

Accounting principles generally accepted in the United States of America require that the management's discussion and analysis, budgetary comparison information, and GASB required pension schedules be presented to supplement the basic financial statements. Such information is the responsibility of management and, although not a part of the basic financial statements, is required by the Governmental Accounting Standards Board, who considers it to be an essential part of financial reporting for placing the basic financial statements in an appropriate operational, economic, or historical context. We have applied certain limited procedures to the required supplementary information in accordance with auditing standards generally accepted in the United States of America, which consisted of inquiries of management about the methods of preparing the information and comparing the information for consistency with management's responses to our inquiries, the basic financial statements, and other knowledge we obtained during our audit of the basic financial statements. We do not express an opinion or provide any assurance on the information because the limited procedures do not provide us with sufficient evidence to express an opinion or provide any assurance.

Supplementary Information

Our audit was conducted for the purpose of forming opinions on the financial statements that collectively comprise the Town's basic financial statements. The combining and individual nonmajor fund financial statements, budgetary comparison information, and the Local Highway Finance Report are presented for purposes of additional analysis and are not a required part of the basic financial statements. Such information is the responsibility of management and was derived from and relates directly to the underlying accounting and other records used to prepare the basic financial statements. The information has been subjected to the auditing procedures applied in the audit of the basic financial statements and certain additional procedures, including comparing and reconciling such information directly to the underlying accounting and other records used to prepare the basic financial statements or to the basic financial statements themselves, and other additional procedures in accordance with auditing standards generally accepted in the United States of America. In our opinion, the combining and individual nonmajor fund financial statements, budgetary comparison information, and the Local Highway Finance Report are fairly stated, in all material respects, in relation to the basic financial statements as a whole.

The Adams Group, LLC

Denver, Colorado
July 14, 2022

The discussion and analysis of the Town of Severance's (the Town) financial performance provides an overall review of the Town's financial activities for the year ended December 31, 2021. The intent of this discussion and analysis is to look at the Town's financial performance as a whole. Readers should also review the financial statements and the notes to the financial statements to broaden their understanding of the Town's financial performance.

Financial Highlights

The Town of Severance's governmental net position increased by $7,414,661 and business-type net position increased by $18,111,896 for the year. The assets and deferred outflows of resources of the Town exceeded its liabilities and deferred inflows of resources at the close of fiscal year 2021 by $152,644,623 (net position). Of this amount, $16,189,652 (unrestricted net position) may be used to meet the Town's ongoing obligations or unforeseen expenses. $32,063,884 is restricted for future capital projects, net pension asset, and emergencies.

At the end of 2021 unrestricted net position for the proprietary funds (business-type activities) was $2,269,102.

As of the close of fiscal year 2021, the Town's General Fund reported an ending fund balance of $14,231,071 compared to the fiscal year 2020 balance of $17,892,473. General Fund revenues decreased by $3,400,773 to $7,732,071 as of December 31, 2021. General Fund expenditures increased in 2021 by $1,940,527 to $7,679,717. This increase in expenditures was primarily due to increased cost for capital outlay when compared to the prior year. The General Fund also had transfers out of $5,017,924 during 2021. See Note 10.

Using the Basic Financial Statements

The basic financial statements consist of three components: 1) government-wide financial statements, 2) fund financial statements, and 3) notes to the financial statements. These statements are organized so that the reader can understand the Town of Severance as an entire operating entity. The statements then proceed to provide an increasingly detailed look at specific financial activities.

The first two statements are government-wide financial statements – the Statement of Net Position and the Statement of Activities. Both provide long and short-term information about the Town's overall financial status.

The remaining statements are fund financial statements that focus on individual parts of the Town's operations in more detail. The governmental fund statements tell how general Town services are financed in the short term as well as what remains for future spending. The Town has six governmental funds including: the General Fund, Conservation Trust Fund, Transportation Fund, Parks Fund, Public Facilities Fund, and the Public Safety Fund. Proprietary fund statements, sometimes referred to Business Type Activities, offer short and long-term financial information about the activities that the Town operates with self-sustaining user fees. The Town operates three proprietary funds which are the Water Fund, Wastewater Fund, and Stormwater Fund.

Fiduciary fund statements provide information about financial relationships where the Town acts solely as a trustee or agent for the benefit of others to whom resources in question belong. The Town does not have any fiduciary funds.

The financial statements also include notes that explain some of the information in the financial statements and provide more detailed data.

Financial Analysis of the Town as a Whole

The Town's total net position (total assets plus deferred outflows of resources minus total liabilities plus deferred inflows of resources) was $152,644,623 as of December 31, 2021, and $127,118,066 as of December 31, 2020. This represents an increase of $25,526,557.

Government-Wide Financial Statements

The government-wide statements report information about the Town using accounting methods similar to those used by private businesses. The statements of net position include all of the government's assets, deferred outflows of resources, liabilities, and deferred inflows of resources. Current year revenues and expenses are accounted for in the statement of activities on an accrual basis, regardless of when cash is received or paid.

The two government-wide statements report the Town's net position and how it has changed. The change in net position is important because it tells the reader that for the Town as a whole, the financial position has improved or diminished. The cause of this change may be the result of various factors, both financial and non-financial. Non-financial factors include facility conditions, and state or federal government required programs.

The government-wide financial statements distinguish functions of the Town that are principally supported by taxes and intergovernmental revenues (Governmental Activities) from other functions that are intended to recover all or a significant portion of their costs through user fees and charges (Business-type Activities). The Governmental Activities of the Town include general government, community development, public safety (code and law enforcement), public works and parks and recreation. The Business-type Activities of the Town of Severance consists of water, wastewater, and stormwater services.

Details of the Town's Net Position are as follows:

Condensed Statement of Net Position

	Governmental Activities		Business-Type Activities		Total	
	2021	2020	2021	2020	2021	2020
Assets						
Current and other assets	$ 22,551,674	$ 23,701,082	$ 29,334,437	$ 27,419,215	$ 51,886,111	$ 51,120,297
Capital assets	34,079,750	24,287,162	70,398,189	53,855,188	104,477,939	78,142,350
Net pension asset	105,420	25,861	-	-	105,420	25,861
Total assets	56,736,844	48,014,105	99,732,626	81,274,403	156,469,470	129,288,508
Deferred outflows of resources	166,265	167,823	-	-	166,265	167,823
Liabilities						
Current liabilities	1,367,906	498,584	628,482	239,847	1,996,388	738,431
Long-term liabilities	-	121,714	-	42,308	-	164,022
Total liabilities	1,367,906	620,298	628,482	282,155	1,996,388	902,453
Deferred inflows of resources	1,994,724	1,435,812	-	-	1,994,724	1,435,812
Net position:						
Net investment in capital assets	34,069,536	24,244,212	70,321,551	53,842,924	104,391,087	78,087,136
Restricted	5,550,393	7,106,556	26,513,491	23,630,466	32,063,884	30,737,022
Unrestricted	13,920,550	14,775,050	2,269,102	3,518,858	16,189,652	18,293,908
Total net position	$ 53,540,479	$ 46,125,818	$ 99,104,144	$ 80,992,248	$ 152,644,623	$ 127,118,066

The statement of net position reflects a cash and investments position totaling $48,771,822 or 32% of total assets. The bulk of the Town's resources, $104,391,087 or 68% of total assets, are invested in capital assets. These assets consist of land and improvements, buildings, equipment, infrastructure, and utility system assets.

The Town uses these capital assets to provide services to citizens, consequently, these assets are not available for future spending. Although the Town's investment in its capital assets are reported net of related debt, it should be noted that the funds needed to repay this debt must be provided from other sources, because the capital assets themselves cannot be used to liquidate these liabilities. Unrestricted net position may be used for any legal purpose and restricted net position may be used to fund future capital expenditures.

Changes in Net Position

Governmental activities increased the Town of Severance's net position by $7,414,661. Business-type activities increased the Town's net position by $18,111,896. A summary of the changes in net position is as follows:

	Governmental Activities		Business-Type Activities		Total	
	2021	2020	2021	2020	2021	2020
Revenues:						
Program revenues:						
Charges for services	$ 1,721,260	$ 2,932,332	$ 2,928,894	$ 2,383,998	$ 4,650,154	$ 5,316,330
Operating grants and contributions	839,832	632,363	-	-	839,832	632,363
Capital grants and contributions	12,527,702	10,576,343	14,546,039	13,554,152	27,073,741	24,130,495
General revenues:						
Property taxes and SOT	1,382,190	1,415,918	-	-	1,382,190	1,415,918
Sales & use taxes	3,808,807	4,546,568	-	-	3,808,807	4,546,568
Other taxes	174,481	68,458	-	-	174,481	68,458
Investment earnings (loss)	(67,248)	190,542	(97,914)	232,323	(165,162)	422,865
Other revenues	74,654	40,342	-	5,990	74,654	46,332
Internal balances	(3,836,857)	-	3,836,857	-	-	-
Total revenues	16,624,821	20,402,866	21,213,876	16,176,463	37,838,697	36,579,329
Expenses:						
General government	902,661	1,005,872	-	-	902,661	1,005,872
Community development	1,169,079	1,732,040	-	-	1,169,079	1,732,040
Public safety	1,228,219	1,149,710	-	-	1,228,219	1,149,710
Public works	1,426,021	1,761,623	-	-	1,426,021	1,761,623
Parks and recreation	366,427	166,539	-	-	366,427	166,539
Interest expense	981	2,979	-	-	981	2,979
Water	-	-	1,663,559	1,598,383	1,663,559	1,598,383
Wastewater	-	-	1,110,633	939,893	1,110,633	939,893
Stormwater	-	-	327,788	-	327,788	-
Loss on disposal and transfers	4,116,772	-	-	-	4,116,772	-
Total expenses	9,210,160	5,818,763	3,101,980	2,538,276	12,312,140	8,357,039
Change in net position	7,414,661	14,584,103	18,111,896	13,638,187	25,526,557	28,222,290
Net position, January 1,	46,125,818	31,541,715	80,992,248	67,354,061	127,118,066	98,895,776
Net position, December 31,	$ 53,540,479	$ 46,125,818	$ 99,104,144	$ 80,992,248	$ 152,644,623	$ 127,118,066

Financial Analysis of the Town's Funds

The Town uses fund accounting to ensure and demonstrate compliance with finance-related legal requirements.

Governmental Funds – The focus of the Town's governmental fund is to provide information on near-term inflows, outflows, and balance of spendable resources. Such information is useful in assessing the Town's financing requirements. In particular, unrestricted fund balance may serve as a useful measure of a government's net resources available for spending at the end of the year.

General Fund – The General Fund balance decreased by $3,661,402 for an ending balance of $14,231,071 as of December 31, 2021. Total revenues decreased $3,400,773, which was primarily due to a decrease in property taxes and licenses and permit revenue. Total expenditures increased by $1,940,527, which was primarily driven by an increase in capital outlay when compared to the prior year. During the year ended December 31, 2021, the General Fund had net transfers of $3,713,756.

For the year ending December 31, 2021, the General Fund was the only major governmental fund. See the combining schedules on pages 40 and 41 for a breakout of the non-major governmental funds.

Proprietary Funds – Proprietary funds have historically operated as enterprise funds using the same basis of accounting as business-type activities; therefore, these statements will essentially match the information provided in the statements for the business-type activities. The proprietary fund statements, however, will provide a greater level of detail than the information found in the government-wide statements.

Water Fund – The Water Fund net position increased by $4,903,361 for an ending balance of $66,288,060. This increase is primarily due to contributed capital due to growth, and dedicated assets. Net position is made up of a combination of cash, investments, and capital assets.

Wastewater Fund – The Wastewater Fund net position increased by $3,986,702 for an ending fund balance of $23,594,251. This increase is primarily due to contributed capital due to growth, and dedicated assets. Net position is made up of a combination of cash, investments, and capital assets.

Stormwater Fund – The Stormwater Fund was created in 2021. Net position increased by $9,221,833 for an ending fund balance of $9,221,833. This increase is primarily due dedicated assets and capital contributions made from governmental activities. Net position is made up of a combination of cash, investments, and capital assets.

Capital Assets

Approximately 33% of the Town's capital assets support governmental activities. The majority of the value is invested in land, buildings, and infrastructure improvements. The Town's business-type activities capital assets consist of its investments in water rights, utility systems and related equipment. During 2021, the Town continued its participation in the NISP project. See Note 4 for more details. See below for a breakout of the Town's capital assets as of December 31, 2021 when compared to the prior year. See Note 4 for additional information.

	Governmental Activities		Business-Type Activities		Total	
	2021	2020	2021	2020	2021	2020
Land and improvements	$ 1,974,417	$ 1,392,566	$ -	$ -	$ 1,974,417	$ 1,392,566
Construction in progress	8,627,467	5,895,045	3,477,186	1,588,342	12,104,653	7,483,387
Infrastructure	21,687,914	15,265,868	-	-	21,687,914	15,265,868
Buildings	1,037,319	1,069,391	141,122	149,174	1,178,441	1,218,565
Vehicles	308,642	354,428	-	-	308,642	354,428
Equipment	443,991	309,864	111,313	143,002	555,304	452,866
Water rights	-	-	34,176,374	30,270,486	34,176,374	30,270,486
NISP CIP	-	-	4,370,069	3,640,069	4,370,069	3,640,069
North Weld County capacity	-	-	3,398,849	3,398,849	3,398,849	3,398,849
Water system	-	-	6,787,722	5,039,635	6,787,722	5,039,635
Wastewater System	-	-	11,857,078	9,625,631	11,857,078	9,625,631
Stormwater system	-	-	6,078,476	-	6,078,476	-
	$ 34,079,750	$ 24,287,162	$ 70,398,189	$ 53,855,188	$ 104,477,939	$ 78,142,350

Long-Term Debt

The Town's governmental and business type activities long-term debt consists of accrued compensated absences payable and equipment leases. During 2021, the Town's capital leases were paid in full. See below for a breakout of the Town's long-term debt as of December 31, 2021 when compared to the prior year. See Note 5 for additional information.

	Governmental Activities		Business-Type Activities		Total	
	2021	2020	2021	2020	2021	2020
Capital lease obligations	$ -	$ 42,950	$ -	$ 12,264	$ -	$ 55,214
Compensated absences	107,475	78,764	30,199	30,044	137,674	108,808
	$ 107,475	$ 121,714	$ 30,199	$ 42,308	$ 137,674	$ 164,022

Fiscal Outlook

Looking towards future fiscal years, the Town of Severance is actively planning several long-term capital projects to offer more amenities to our citizens: the expansion of parks and recreation in the Town, completion of the 35-acres community park, and the finalization of east and west trails throughout the Town. Expanding on the last item, the Town completed a Parks and Recreation Master Plan during 2018, has received a $750,000 grant and is now working on a connection trail from the Tailholt Subdivision, through the Community Park and connection to the western Overlook Subdivision. The Town will also continue to secure a healthy water portfolio, participate in the NISP storage and supply project, and begin to explore additional options for water and wastewater treatment.

Request for Information

The financial statements are designed to provide information for regulatory reporting to federal and state agencies and those with an interest in the Town's finances. Questions concerning this or any additional information should be addressed to Treasurer, Town of Severance, P.O. Box 339, Severance, CO 80546. Telephone inquiries may be made at 970-686-1218 and e-mail inquiries may be directed to nmueller@townofseverance.org.

BASIC FINANCIAL STATEMENTS

TOWN OF SEVERANCE
STATEMENT OF NET POSITION
DECEMBER 31, 2021

	Governmental Activities	Business-Type Activities	Total
Assets			
Cash and cash equivalents	$ 14,772,338	$ 2,289,294	$ 17,061,632
Cash and cash equivalents - restricted	5,182,699	26,527,491	31,710,190
Accounts receivable	159,669	-	159,669
Interest receivable	10,888	16,905	27,793
Utility receivable	-	213,935	213,935
Due from other governments	597,771	-	597,771
Other receivables	-	246,645	246,645
Inventory	2,514	40,167	42,681
Property tax receivable	1,799,151	-	1,799,151
Prepaid items	26,644	-	26,644
Capital assets, not depreciated	10,601,884	45,422,478	56,024,362
Capital assets, net of depreciation	23,477,866	24,975,711	48,453,577
Net pension asset	105,420	-	105,420
Total assets	56,736,844	99,732,626	156,469,470
Deferred Outflows of Resources			
Related to pension	166,265	-	166,265
Total deferred outflows of resources	166,265	-	166,265
Liabilities			
Accounts payable	178,157	584,283	762,440
Accrued liabilities	213,077	-	213,077
Deposits	45,317	14,000	59,317
Unearned revenue	823,880	-	823,880
Due within one year	107,475	30,199	137,674
Total liabilities	1,367,906	628,482	1,996,388
Deferred Inflows of Resources			
Unavailable property taxes	1,799,151	-	1,799,151
Related to pension	195,573	-	195,573
Total deferred inflows of resources	1,994,724	-	1,994,724
Net Position			
Net investment in capital assets	34,069,536	70,321,551	104,391,087
Restricted			
Emergency reserves	286,500	-	286,500
Capital projects	41,825	-	41,825
Street projects	3,615,070	-	3,615,070
Park projects	327,892	-	327,892
Public facilities	972,342	-	972,342
Public safety	148,858	-	148,858
Conservation trust	52,486	-	52,486
Net pension asset	105,420	-	105,420
System capacity and improvements	-	26,513,491	26,513,491
Unrestricted	13,920,550	2,269,102	16,189,652
Total net position	$ 53,540,479	$ 99,104,144	$ 152,644,623

The accompanying notes are an integral part of the financial statements.

TOWN OF SEVERANCE
STATEMENT OF ACTIVITIES
YEAR ENDED DECEMBER 31, 2021

		Program Revenues			Net (Expense) Revenue and Changes in Net Position		
Functions/Programs	Expenses	Charges for Services	Operating Grants and Contributions	Capital Grants and Contributions	Governmental Activities	Business-Type Activities	Total
Primary government:							
Governmental Activities:							
General government	$ 902,661	$ 536,500	$ 367,586	$ -	$ 1,425	$ -	$ 1,425
Community development	1,169,079	1,147,630	-	-	(21,449)	-	(21,449)
Public safety	1,228,219	37,130	-	149,500	(1,041,589)	-	(1,041,589)
Public works	1,426,021	-	339,185	1,023,000	(63,836)	-	(63,836)
Parks and recreation	366,427	-	133,061	585,620	352,254	-	352,254
Interest and fiscal charges	981	-	-	-	(981)	-	(981)
Loss on disposal and transfer of assets	4,116,772	-	-	-	(4,116,772)	-	(4,116,772)
Acceptance of assets	-	-	-	10,769,582	10,769,582	-	10,769,582
Total governmental activities	9,210,160	1,721,260	839,832	12,527,702	5,878,634	-	5,878,634
Business-Type Activities:							
Water	1,663,559	1,754,417	-	5,067,297	-	5,158,155	5,158,155
Wastewater	1,110,633	1,016,727	-	4,123,443	-	4,029,537	4,029,537
Stormwater	327,788	157,750	-	5,355,299	-	5,185,261	5,185,261
Total business-type activities	3,101,980	2,928,894	-	14,546,039	-	14,372,953	14,372,953
Total primary government	12,312,140	4,650,154	839,832	27,073,741	5,878,634	14,372,953	20,251,587
GENERAL REVENUES:							
Taxes							
General property					1,316,699	-	1,316,699
Specific ownership taxes					65,491	-	65,491
Sales					1,883,815	-	1,883,815
Use					1,924,992	-	1,924,992
Franchise					174,481	-	174,481
Investment earnings (loss)					(67,248)	(97,914)	(165,162)
Other revenues					74,654	-	74,654
Internal balances					(3,836,857)	3,836,857	-
Total general revenues					1,536,027	3,738,943	5,274,970
Change in net position					7,414,661	18,111,896	25,526,557
Net position - beginning					46,125,818	80,992,248	127,118,066
Net position - ending					$ 53,540,479	$ 99,104,144	$ 152,644,623

The accompanying notes are an integral part of the financial statements.

TOWN OF SEVERANCE
BALANCE SHEET – GOVERNMENTAL FUNDS
DECEMBER 31, 2021

	General Fund	Other Governmental Funds	Total Governmental Funds
Assets			
Cash and investments	$ 14,772,338	$ -	$ 14,772,338
Cash and investments - restricted	41,825	5,140,874	5,182,699
Accounts receivable	159,669	-	159,669
Interest receivable	8,521	2,367	10,888
Inventory	2,514	-	2,514
Prepaid items	26,644	-	26,644
Due from other governments	597,771	-	597,771
Property taxes receivable	1,799,151	-	1,799,151
Total assets	$ 17,408,433	$ 5,143,241	$ 22,551,674
Liabilities, deferred inflows of resources and fund balance			
Liabilities:			
Accounts payable	$ 151,564	$ 26,593	$ 178,157
Accrued liabilities	213,077	-	213,077
Deposits	45,317	-	45,317
Unearned revenue	823,880	-	823,880
Total liabilities	1,233,838	26,593	1,260,431
Deferred inflows of resources			
Unavailable property taxes	1,799,151	-	1,799,151
Other unavailable revenues	144,373	-	144,373
Total deferred inflows of resources	1,943,524	-	1,943,524
Fund balance:			
Nonspendable			
Prepaid items	26,644	-	26,644
Inventory	2,514	-	2,514
Restricted			
Emergencies	286,500	-	286,500
Capital projects	41,825	-	41,825
Street projects	-	3,615,070	3,615,070
Park projects	-	327,892	327,892
Public facilities	-	972,342	972,342
Public safety	-	148,858	148,858
Conservation trust	-	52,486	52,486
Assigned			
Subsequent year budget	948,817	-	948,817
Unassigned	12,924,771	-	12,924,771
Total fund balances	14,231,071	5,116,648	19,347,719
Total liabilities, deferred inflows of resources and fund balances	$ 17,408,433	$ 5,143,241	$ 22,551,674

The accompanying notes are an integral part of the financial statements.

TOWN OF SEVERANCE
RECONCILIATION OF THE GOVERNMENTAL FUNDS BALANCE SHEET TO THE STATEMENT OF NET POSITION
DECEMBER 31, 2021

Total fund balance, governmental funds	$	19,347,719
Amounts reported for governmental activities in the statement of net position are different because:		
Capital assets used in governmental activities are not financial resources and, therefore, are not reported in the governmental funds.		34,079,750
Deferred outflows and inflows of resources represent an acquisition or consumption of net position that applies to future periods and, therefore, are not reported in the funds		
Deferred outflows related to pension		166,265
Deferred inflows related to pension		(195,573)
Unavailable revenues		144,373
Long-term liabilities, including capital leases are not due and payable in the current period, and therefore, are not reported in governmental funds.		
Compensated absences		(107,475)
Net pension asset		105,420
Total net position of governmental activities	$	53,540,479

The accompanying notes are an integral part of the financial statements.

TOWN OF SEVERANCE
STATEMENT OF REVENUES, EXPENDITURES, AND CHANGES IN FUND BALANCES – GOVERNMENTAL FUNDS
YEAR ENDED DECEMBER 31, 2021

	General Fund	Other Governmental Funds	Total Governmental Funds
Revenues			
Taxes	$ 5,365,478	$ -	$ 5,365,478
Intergovernmental	619,732	75,727	695,459
Licenses and permits	1,543,976	-	1,543,976
Fines and forfeitures	37,130	-	37,130
Charges for services	140,154	-	140,154
Impact fees	-	1,758,120	1,758,120
Investment earnings (loss)	(49,053)	(18,195)	(67,248)
Other revenue	74,654	-	74,654
Total revenues	7,732,071	1,815,652	9,547,723
Expenditures			
Current:			
General government	837,013	-	837,013
Community development	1,110,741	-	1,110,741
Public safety	1,167,717	-	1,167,717
Public works	592,487	-	592,487
Parks, recreation and other	307,715	-	307,715
Capital outlay	3,620,113	582,720	4,202,833
Debt service:			
Principal	42,950	-	42,950
Interest and fiscal charges	981	-	981
Total expenditures	7,679,717	582,720	8,262,437
Excess revenues over expenditures	52,354	1,232,932	1,285,286
Other financing sources (uses)			
Transfers in	1,304,168	1,216,835	2,521,003
Transfers out	(5,017,924)	(1,339,936)	(6,357,860)
Total other financing sources (uses)	(3,713,756)	(123,101)	(3,836,857)
Net change in fund balances	(3,661,402)	1,109,831	(2,551,571)
Fund balances - beginning of year	17,892,473	4,006,817	21,899,290
Fund balances - end of year	$ 14,231,071	$ 5,116,648	$ 19,347,719

The accompanying notes are an integral part of the financial statements.

TOWN OF SEVERANCE
RECONCILIATION OF THE GOVERNMENTAL FUNDS STATEMENT OF REVENUE, EXPENDITURES, AND CHANGES IN FUND BALANCE TO THE STATEMENT OF ACTIVITIES
YEAR ENDED DECEMBER 31, 2021

Net change in fund balance - total governmental funds:	$	(2,551,571)
Amounts reported for governmental activities in the statement of activities are different because:		
Governmental funds report capital outlays as expenditures. However, in the statement of activities the cost of these assets is allocated over their estimated useful lives and reported as depreciation expense.		
Capital outlay		4,144,121
Acceptance of assets		10,769,582
Depreciation expense		(1,004,343)
Loss on disposal and transfer of assets		(4,116,772)
Governmental funds report principal payments as expenditures. However, in the statement of activities these payments are reflected as a reduction in long-term debt obligations.		
Principal payments on capital leases		42,950
Revenues in the statement of activities that do not provide current financial resources are not reported as revenues in governmental funds		
Change in unavailable revenue		144,373
Some expenses reported in the statement of activities do not require the use of current financial resources and, therefore, are not reported as expenditures in the governmental funds		
Change in accrued compensated absences		(28,711)
Pension income		15,032
Change in net position of governmental activities	$	7,414,661

The accompanying notes are an integral part of the financial statements.

TOWN OF SEVERANCE
STATEMENT OF NET POSITION
PROPRIETARY FUNDS
DECEMBER 31, 2021

	Water Fund	Wastewater Fund	Stormwater Fund	Total
Assets				
Current assets:				
Cash and investments	$ 1,230,950	$ 953,471	$ 104,873	$ 2,289,294
Cash and investments - restricted	15,497,366	9,770,771	1,259,354	26,527,491
Utility receivable	103,834	94,391	15,710	213,935
Interest receivable	10,746	5,558	601	16,905
Other receivable	390	246,255	-	246,645
Inventory	40,167	-	-	40,167
Total current assets	16,883,453	11,070,446	1,380,538	29,334,437
Noncurrent assets:				
Capital assets, not being depreciated	42,960,658	617,710	1,844,110	45,422,478
Capital assets, net of depreciation	6,944,142	11,947,061	6,084,508	24,975,711
Total noncurrent assets	49,904,800	12,564,771	7,928,618	70,398,189
Total assets	66,788,253	23,635,217	9,309,156	99,732,626
Liabilities				
Current liabilities:				
Accounts payable	473,536	28,753	81,994	584,283
Customer deposits	14,000	-	-	14,000
Compensated absences, current	12,657	12,213	5,329	30,199
Total liabilities	500,193	40,966	87,323	628,482
Net Position				
Net investment in capital assets	49,904,800	12,564,771	7,851,980	70,321,551
Restricted	15,483,366	9,770,771	1,259,354	26,513,491
Unrestricted	899,894	1,258,709	110,499	2,269,102
Total net position	$ 66,288,060	$ 23,594,251	$ 9,221,833	$ 99,104,144

The accompanying notes are an integral part of the financial statements.

TOWN OF SEVERANCE
STATEMENT OF REVENUES, EXPENSES, AND CHANGES IN NET POSITION
PROPRIETARY FUNDS
YEAR ENDED DECEMBER 31, 2021

	Water Fund	Wastewater Fund	Stormwater Fund	Total
Operating revenues				
Utility charges	$ 1,558,208	$ 1,011,885	$ 151,250	$ 2,721,343
Other charges for services	196,209	4,842	6,500	207,551
Total operating revenues	1,754,417	1,016,727	157,750	2,928,894
Operating expenses				
Overhead expenses	82,075	79,195	34,557	195,827
Personnel services	268,091	275,820	111,539	655,450
Operating supplies	232,360	28,007	1,729	262,096
Professional fees	15,502	13,031	6,500	35,033
Repairs and maintenance	59,456	69,338	4,455	133,249
Treatment	664,260	144,229	-	808,489
Telephone and utilities	19,130	51,980	392	71,502
Other operating expenses	110,327	29,799	341	140,467
Depreciation	212,342	419,218	168,275	799,835
Total operating expenses	1,663,543	1,110,617	327,788	3,101,948
Operating income (loss)	90,874	(93,890)	(170,038)	(173,054)
Nonoperating revenues (expenses)				
Investment earnings (loss)	(54,111)	(38,472)	(5,331)	(97,914)
Interest expense	(16)	(16)	-	(32)
Total non-operating revenues (expenses)	(54,127)	(38,488)	(5,331)	(97,946)
Income (loss) before interfund transfers and contributions	36,747	(132,378)	(175,369)	(271,000)
Capital contributions				
Plant investment fees	2,781,600	1,977,680	330,000	5,089,280
Cash in lieu of dedication	823,333	-	-	823,333
Capital contributions	-	-	4,113,680	4,113,680
Dedicated assets	1,462,364	2,145,763	911,619	4,519,746
Transfers in	-	-	4,041,903	4,041,903
Transfers out	(200,683)	(4,363)	-	(205,046)
Total capital contributions and transfers	4,866,614	4,119,080	9,397,202	18,382,896
Change in net position	4,903,361	3,986,702	9,221,833	18,111,896
Net position, beginning of year	61,384,699	19,607,549	-	80,992,248
Net position, end of year	$ 66,288,060	$ 23,594,251	$ 9,221,833	$ 99,104,144

The accompanying notes are an integral part of the financial statements.

TOWN OF SEVERANCE
STATEMENT OF CASH FLOWS
PROPRIETARY FUNDS
YEAR ENDED DECEMBER 31, 2021

	Water Fund	Wastewater Fund	Stormwater Fund	Total
Cash Flows From Operating Activities				
Cash received from customers	$ 1,535,492	$ 996,189	$ 135,540	$ 2,667,221
Cash paid to suppliers	(900,228)	(414,170)	34,020	(1,280,378)
Cash paid to employees	(270,456)	(278,629)	(106,210)	(655,295)
Other operating receipts	196,395	13,527	6,500	216,422
Net cash provided by operating activities	561,203	316,917	69,850	947,970
Cash Flows From Capital and Related Financing Activities				
Acquisition of capital assets	(5,146,920)	(490,894)	(3,071,595)	(8,709,409)
Tap fees received	3,604,933	1,977,680	330,000	5,912,613
Loan principal payments	(6,132)	(6,132)	-	(12,264)
Loan interest payment	(16)	(16)	-	(32)
Net cash provided (used) by capital and related financing activities	(1,548,135)	1,480,638	(2,741,595)	(2,809,092)
Cash Flows From Noncapital Financing Activities				
Transfers to/from other funds	(200,683)	(4,363)	4,041,903	3,836,857
Net cash provided (used) by noncapital financing activities	(200,683)	(4,363)	4,041,903	3,836,857
Cash Flows From Investing Activities				
Investment earnings (loss)	(64,857)	(44,030)	(5,931)	(114,818)
Net cash used by investing activities	(64,857)	(44,030)	(5,931)	(114,818)
Net change in cash and cash equivalents	(1,252,472)	1,749,162	1,364,227	1,860,917
Cash and cash equivalents and restricted cash, beginning of year	17,980,788	8,975,080	-	26,955,868
Cash and cash equivalents and restricted cash, end of year	$ 16,728,316	$ 10,724,242	$ 1,364,227	$ 28,816,785
Reconciliation of Net Operating Income to Net Cash Provided by Operating Activities				
Net operating income	$ 90,874	$ (93,890)	$ (170,038)	$ (173,054)
Adjustments to reconcile net operating income to cash provided by operating activities				
Depreciation expense	212,342	419,218	168,275	799,835
Changes in assets and liabilities related to operations				
(Increase) Decrease in:				
Accounts receivable	(22,530)	(7,011)	(15,710)	(45,251)
Inventory	7,849	-	-	7,849
Increase (Decrease) in:				
Accounts payable	275,033	1,409	81,994	358,436
Compensated absences payable	(2,365)	(2,809)	5,329	155
Net cash provided by operating activities	$ 561,203	$ 316,917	$ 69,850	$ 947,970

The accompanying notes are an integral part of the financial statements.

NOTE 1 – DEFINITION OF THE REPORTING ENTITY

The Town of Severance (the Town), Colorado is a political subdivision of the State of Colorado governed by seven Council Members. The Town provides general government, public works (roads and streets), public safety, park services, water, wastewater, and stormwater services for the geographical area organized as the Town.

The Town follows the Governmental Accounting Standards Board (GASB) accounting pronouncements which provide guidance for determining which governmental activities, organizations and functions should be included within the financial reporting entity. GASB pronouncements set forth the financial accountability of a governmental organization's elected governing body as the basic criterion for including a possible component governmental organization in a primary government's legal entity. Financial accountability includes, but is not limited to, appointment of a voting majority of the organization's governing body, ability to impose its will on the organization, a potential for the organization to provide specific financial benefits or burdens and fiscal dependency.

The Town is not financially accountable for any other organization, nor is the Town a component unit of any other primary governmental entity.

Joint Ventures

The Town may participate in joint ventures created for special purposes which are not part of the Town's reporting entity. The following is a description of the only joint venture in which the Town participated in during the year ended December 31, 2021.

The E911 Emergency Telephone Service Authority Board (E911 Authority) was created by intergovernmental agreements pursuant to Article 11 of Title 29, C.R.S., as amended, that authorizes the county, municipalities with the county, and special districts within the county to enter into an agreement for the purpose of providing 911 emergency telephone services. Per the state statute cited above, the agreement creates a separate legal entity which is responsible for administering the operations of the 911 emergency telephone service program in Weld County. The authority board consists of seven members with four selected by the Weld County Commissioners, and one member each is selected by the City of Greeley, City of Fort Lupton, and Weld County Sheriff. Under the bylaws of the E911 Authority, Weld County is required to pay all operating costs. State statute requires that all funds be maintained by the Weld County Treasurer. The operation of the E911 Authority is done contractually by the Weld County Communication Regional Center. The financial statements are prepared for the E911 Authority by Weld County in conformity with generally accepted accounting principles (GAAP) as applied to a government unit. The E911 Authority's financial reports are a component unit in the Weld County Comprehensive Annual Financial Report (CAFR). Financial statements of this joint venture are available at www.weldgov.com/departments/accounting/cafr.

NOTE 2 – SUMMARY OF SIGNIFICANT ACCOUNTING POLICIES

The more significant accounting policies of the Town are described as follows:

Government-Wide and Fund Financial Statements

The government-wide financial statements (i.e., the statement of net position and the statement of activities) report information on all of the activities of the Town. For the most part, the effect of interfund activity has been removed from these statements. Governmental activities, which normally are supported by taxes and intergovernmental revenues, are reported separately from business-type activities, which rely to a significant extent on fees and charges for support.

The statement of net position reports all financial and capital resources of the Town. The difference between the sum of assets and deferred outflows of resources and the sum of liabilities and deferred inflows of resources of the Town is reported as net position.

The statement of activities demonstrates the degree to which the direct and indirect expenses of a given function or segment are offset by program revenues. Direct expenses are those that are clearly identifiable with a specific function or segment. Program revenues include 1) charges to customers or applicants who purchase, use, or directly benefit from goods, services, or privileges provided by a given function or segment, and 2) grants and contributions that are restricted to meeting the operational or capital requirements of a particular function or segment. Taxes and other items not included in program revenues are reported instead as general revenues.

Separate financial statements are provided for governmental funds and proprietary funds. Major individual governmental and enterprise funds are reported as separate columns in the fund financial statements.

Measurement Focus, Basis of Accounting and Financial Statement Presentation

The government-wide financial statements are reported using the economic resources measurement focus and the accrual basis of accounting. Revenues are recorded when earned and expenses are recorded when a liability is incurred, regardless of the timing of the related cash flows. Grants and similar items are recognized as revenues as soon as all eligibility requirements imposed by the provider have been met. Depreciation is computed and recorded as an operating expense. Expenditures for property, equipment and infrastructure are shown as increases in assets, and redemption of bonds are recorded as a reduction in liabilities.

NOTE 2 – SUMMARY OF SIGNIFICANT ACCOUNTING POLICIES (CONTINUED)

Measurement Focus, Basis of Accounting and Financial Statement Presentation (continued)

Governmental fund financial statements are reported using the current financial resources measurement focus and the modified accrual basis of accounting. Revenues are recognized as soon as they are both measurable and available. Revenues are considered to be available when they are collectible within the current period or soon enough thereafter to pay liabilities of the current period. For this purpose, the Town considers revenues to be available if they are collected within 60 days of the end of the current fiscal period. The major sources of revenue susceptible to accrual are property taxes, sales taxes, and franchise fees. All other revenue items are considered to be measurable and available only when cash is received by the Town.

The Town reports the following major governmental fund:

General Fund - The General Fund is the Town's primary operating fund. It accounts for all financial resources of the general government except those required to be accounted for in another fund.

The Town reports the following non-major governmental funds:

Special Revenue Fund – Conservation Trust Fund - The Conservation Trust Fund accounts for monies received through the State of Colorado Lottery/Conservation Trust Fund program. These funds are required to be spent on parks and recreation.

Special Revenue Fund – Transportation Fund – The Transportation Fund accounts for improvements to the Town's street system funded through impact fee assessments.

Special Revenue Fund – Parks Fund - The Parks Fund accounts for improvements to the Town's park system and is funded through impact fee assessments.

Special Revenue Fund – Public Facilities Fund - The Public Facilities Fund accounts for improvements to the Town's public facilities and is funded through impact fee assessments.

Special Revenue Fund – Public Safety Fund - The Public Safety Fund accounts for improvements to the Town's public safety system and is funded through impact fee assessments.

NOTE 2 – SUMMARY OF SIGNIFICANT ACCOUNTING POLICIES (CONTINUED)

Measurement Focus, Basis of Accounting and Financial Statement Presentation (continued)

The Town reports the following major proprietary funds:

Water Fund - The Water Fund was established to account for the acquisition, operation and maintenance of the Town's water facilities and infrastructure.

Wastewater Fund – The Wastewater Fund was established to account for the acquisition, operation and maintenance of the Town's wastewater facilities and infrastructure.

Stormwater Fund – The Stormwater Fund was established to account for the acquisition, operation and maintenance of the Town's stormwater facilities and infrastructure.

Proprietary funds are used to account for the Town's ongoing activities that are similar to a private business enterprise. Proprietary funds distinguish operating revenues and expenses from nonoperating items. Operating revenues and expenses generally result from providing services and producing and delivering goods in connection with a proprietary fund's principal ongoing operations. The principal operating revenues are charges to customers for water and wastewater service. Operating expenses include the costs of the services, administrative expenses, and depreciation of capital assets. All revenues and expenses not meeting this definition are reported as non-operating revenues and expenses or capital contributions.

Assets, Deferred Outflows of Resources, Liabilities, Deferred Inflows of Resources, and Net Position/Fund Balances

Pooled cash and investments

The Town follows the practice of pooling cash and investments of all funds to maximize investment earnings. Cash in excess of immediate operating requirements is pooled for deposit and investment flexibility. Investment earnings are allocated periodically to the participating funds based on each fund's average equity balance in total cash.

Cash and cash equivalents

For the purpose of the statement of cash flows of the proprietary funds, the Town considers cash and cash equivalents to include operating and restricted cash deposits and highly liquid investments with original maturities of three months or less from the date of acquisition.

NOTE 2 – SUMMARY OF SIGNIFICANT ACCOUNTING POLICIES (CONTINUED)

Assets, Deferred Outflows of Resources, Liabilities, Deferred Inflows of Resources, and Net Position/Fund Balances (continued)

Receivables

All receivables are reported at their gross values and, where appropriate, are reduced by the estimated portion that is expected to be uncollectible. Based upon review of the existing accounts receivable and the fact that any uncollectible water, wastewater, and stormwater receivables can be certified to the County Treasurer, no allowance for doubtful accounts is provided. All receivables are expected to be collected within one year.

Capital Assets

Capital assets are reported in the applicable governmental or business-type activities columns in the government-wide financial statements. Capitalized assets are defined by the Town as assets with an initial, individual cost of more than $5,000. Such assets are recorded at acquisition cost or estimated acquisition cost if purchased or constructed. Donated capital assets are recorded at the acquisition value at the date of donation.

The costs of normal maintenance and repairs that do not add to the value of the asset or materially extend assets lives are not capitalized. Improvements are capitalized and depreciated over the remaining useful lives of the related capital assets, as applicable. Depreciation expense has been computed using the straight-line method over the estimated economic useful lives:

Description	Estimated Lives
Building and improvements	30 years
Equipment	5 - 10 years
Vehicles	5 - 15 years
Infrastructure	10 - 50 years

Compensated Absences

The Town grants employees personal time off based on years of service. Up to one year's accrual of leave may be carried over to the next fiscal year. Upon separation from employment with the Town, an employee will be compensated for all earned but unused personal time off. Accrued sick time is not paid to the employee upon separation. Accumulated unpaid vacation pay is accrued when earned in the government-wide financial statements and proprietary fund statements. The Town uses the fund where employees covered payroll is recorded to liquidate compensated absences.

NOTE 2 – SUMMARY OF SIGNIFICANT ACCOUNTING POLICIES (CONTINUED)

Assets, Deferred Outflows of Resources, Liabilities, Deferred Inflows of Resources, and Net Position/Fund Balances (continued)

Long-Term Obligations

In the government-wide financial statements and proprietary fund statements, long-term obligations are reported as liabilities in the applicable governmental activities and business-type activities statement of net position. In the governmental fund financial statements, governmental fund types recognize bond premiums and discounts, as well as bond issuance costs, during the current period. The face amount of debt issued is reported as other financing sources. Premiums received on debt issuances are reported as other financing sources while discounts on debt issuances are reported as other financing uses. Issuance costs, whether or not withheld from the actual debt proceeds received, are reported as current expenditures.

Deferred Outflows and Deferred Inflows of Resources

In addition to assets, the statement of net position will sometimes report a separate section for deferred outflows of resources. This separate financial statement element, *deferred outflows of resources*, represents a consumption of net position that applies to a future period and so will *not* be recognized as an outflow of resources (expense/expenditure) until then. The Town has an item that is related to its pension that qualifies for reporting in this category. Accordingly, this item is deferred and will be recognized as an outflow of resources in the period the resource is required for use.

In addition to liabilities, the statement of net position will sometimes report a separate section for deferred inflows of resources. This separate financial statement element, *deferred inflows of resources*, represents an acquisition of net position that applies to a future period and so will not be recognized as an inflow of resources (revenue) until that time. The Town has two items that qualify for reporting in this category. Accordingly, the items, deferred property tax revenue and deferred pension related items, are deferred and recognized as an inflow of resources in the period that the amounts become available.

Pensions

For purposes of measuring the net pension liability (asset), deferred outflows of resources and deferred inflows of resources related to pensions, and pension expense, information about the fiduciary net position of the Statewide Defined Benefit Plan (SWDB), administered by the Fire & Police Pension Association of Colorado (FPPA), and additions to/deductions from the SWDB's fiduciary net position have been determined on the same basis as they are reported by the FPPA.

NOTE 2 – SUMMARY OF SIGNIFICANT ACCOUNTING POLICIES (CONTINUED)

Assets, Deferred Outflows of Resources, Liabilities, Deferred Inflows of Resources, and Net Position/Fund Balances (continued)

Pensions (continued)

For this purpose, benefit payments (including refunds of employee contributions) are recognized when due and payable in accordance with the benefit terms. Investments are reported at fair value.

Contributed Capital

Impact fees and plant investment fees are generally recorded as capital contributions when received.

Fund Balances

The Town reports fund balances in the governmental fund in accordance with Governmental Accounting Standards Board (GASB) Statement No. 54, *Fund Balance Reporting and Governmental Fund Type Definitions.* This Statement defined the different types of fund balances that a governmental entity must use for financial reporting. As of December 31, 2021, fund balance of the governmental funds is classified as follows:

Nonspendable – Amounts that cannot be spent either because they are in nonspendable form (i.e., inventories or prepaid items) or because they are legally or contractually required to be maintained intact. At December 31, 2021, the Town had $29,158 in nonspendable resources

Restricted – Amounts that can be spent only for specific purposes because of constitutional provisions, enabling legislation, constraints that are externally imposed by creditors, grantors, contributors, or the laws or regulations of other governments. At December 31, 2021, the Town had $5,444,973 in restricted fund balance.

Committed – Amounts that can be used only for specific purposes determined by a formal action of the Town's Council. The Council is the highest level of decision-making body for the Town. Commitments may be established, modified, or rescinded only through ordinances or resolutions approved by the Council.

Assigned – Amounts that are subject to a purpose constraint that represents an intended use established by the Town in its budget process. The purpose of the assignment must be narrower than the purpose of the general fund. At December 31, 2021, the Town had $948,817 in assigned fund balance.

NOTE 2 – SUMMARY OF SIGNIFICANT ACCOUNTING POLICIES (CONTINUED)

Assets, Deferred Outflows of Resources, Liabilities, Deferred Inflows of Resources, and Net Position/Fund Balances (continued)

Fund Balance (continued)

Unassigned – Represents the residual classification for the Town's general fund and could report a surplus or deficit.

When an expenditure is incurred for purposes for which both restricted and unrestricted fund balance is available, the Town considers restricted funds to have been spent first.

When an expenditure is incurred for which committed, assigned, or unassigned fund balances are available, the Town considers amounts to have been spent first out of committed funds, then assigned funds, and finally unassigned funds, as needed, unless the Council has provided other commitment or assignment actions.

Net Position

Net position represents the difference between assets and deferred outflows of resources less liabilities and deferred inflows of resources. The Town can report up to three categories of net position, as follows:

Net investment in capital assets – consists of net capital assets, reduced by the outstanding balances of any related debt obligations and deferred inflows of resources attributed to the acquisition, construction, or improvement of those assets and increased by balances of deferred outflows of resources related to those assets.

Restricted net position – net position is considered restricted if their use is constrained to a particular purpose. Restrictions are imposed by external organizations such as federal or state laws. Restricted net position is reduced by liabilities and deferred inflows of resources related to those assets.

Unrestricted net position – consists of all other net position that does not meet the definition of the above two components and is available for general use by the Town.

When an expense is incurred for purposes for which both restricted and unrestricted net position are available, the Town will use the most restrictive net position first.

NOTE 2 – SUMMARY OF SIGNIFICANT ACCOUNTING POLICIES (CONTINUED)

Assets, Deferred Outflows of Resources, Liabilities, Deferred Inflows of Resources, and Net Position/Fund Balances (continued)

Property taxes

Property taxes are levied by the Town's Council Members. The levy is based on assessed valuations determined by the County Assessor generally as of January 1 of each year. The levy is normally set by December 15 by certification to the County Commissioners to put the tax lien on the individual properties as of January 1 of the following year. The County Treasurer collects the determined taxes during the ensuing calendar year. The taxes are payable by April or if in equal installments, at the taxpayer's election, in February and June.

Delinquent taxpayers are notified in August and generally sales of the tax liens on delinquent properties are held in November or December. The County Treasurer remits the taxes collected monthly to the Town.

Property taxes, net of estimated uncollectible taxes, are recorded initially as deferred inflows of resources in the year they are levied and measurable. The deferred inflows are recorded as revenue in the year they are available or collected.

Estimates

The preparation of financial statements in conformity with U.S. generally accepted accounting principles requires management to make estimates and assumptions that affect certain reported amounts and disclosures. Actual results could differ from those estimates.

Budgets

In accordance with the State Budget Law, the Town's Council Members hold public hearings in the fall each year to approve the budget and appropriate the funds for the ensuing year. The appropriation is at the total fund expenditures and other financing uses level and lapses at year-end. The Town's Council Members can modify the budget by line item within the total appropriation without notification. The total appropriation can only be modified upon completion of notification and publication requirements. The budget includes each fund on its basis of accounting unless otherwise indicated.

NOTE 3 – CASH AND INVESTMENTS

Cash and investments are reflected in the Statement of Net Position as follows:

Cash and investments	$	17,061,632
Cash and investments - restricted		31,710,190
Total cash and investments	$	48,771,822

Cash and investments at December 31, 2021 consist of the following:

Cash on hand	$	1,118
Cash deposits		2,682,382
Investments		46,088,322
Total	$	48,771,822

Cash Deposits

The Colorado Public Deposit Protection Act (PDPA) requires all units of local government deposit cash in eligible public depositories. Eligibility is determined by state regulations. Amounts on deposit in excess of federal insurance levels must be collateralized by eligible collateral as determined by the PDPA. PDPA allows the financial institution to create a single collateral pool for all public funds held. The pool is to be maintained by another institution or held in trust for all the uninsured public deposits as a group. The market value of the collateral must be at least equal to 102% of the uninsured deposits.

At December 31, 2021, the bank balance and carrying amount of the Town's deposits were $2,717,384 and $2,683,500, respectively. All cash deposits were covered by either the FDIC or PDPA.

Investments

The Town's investment policy adopts state statutes regarding investments.

Colorado revised statutes limit investment maturities to five years or less unless formally approved by Council Members. Such actions are generally associated with a debt service reserve or sinking fund requirements.

Revenue bonds of local government securities, corporate and bank securities, and guaranteed investment contracts not purchased with bond proceeds, are limited to maturities of three years or less.

Colorado statutes specify investment instruments meeting defined rating and risk criteria in which local governments may invest which include:

NOTE 3 – CASH AND INVESTMENTS (CONTINUED)

Investments (continued)

- Obligations of the United States, certain U.S. government agency securities and the World Bank
- General obligation and revenue bonds of U.S. local government entities
- Bankers' acceptances of certain banks
- Commercial paper
- Certain reverse repurchase agreements
- Certain securities lending agreements
- Certain corporate bonds
- Written repurchase agreements collateralized by certain authorized securities
- Certain money market funds
- Guaranteed investment contracts
- Local government investment pools

Interest Rate Risk

As a means of limiting its exposure to fair value losses arising from rising interest rates the Town limits investment portfolio to maturities of less than five years and a weighted average maturity of less than 3 years. Additionally, the Town structures its investment portfolio so that investments mature to meet cash requirements for ongoing operations, thereby avoiding the need to sell securities on the open market prior to maturity

Credit Risk

Credit quality risk is the risk that the issuer or other counterparty to a debt security will not fulfill its obligations to the Town. The Town's limits investments to certain types of investments and diversifies the investment portfolio so the impact of potential losses from any one type of investment will be minimized.

Concentration of Credit Risk

Concentration of credit risk is the risk of loss attributed to the magnitude of the Town's investment in a single issuer. The Town has established various limits for issuers for each of the types of securities in which it is permitted to invest.

Custodial Credit Risk

For an investment, custodial credit risk is the risk that, in the event of the failure of the counterparty, the Town will not be able to recover the value of its investments or collateral securities that are in the possession of an outside party.

NOTE 3 – CASH AND INVESTMENTS (CONTINUED)

Investments (continued)

Below is a breakdown of the Town's investments as of December 31, 2021:

Investment Type	Rating - S&P	Maturity		Total
		Less than 1 Year	1 to 5 years	
Colorado Local Government Liquid Asset Trust (Colotrust)	AAAm	$ 30,643,087	$ -	$ 30,643,087
Morgan Stanley Institutional Liquidity Fund	AAAm	907,257	-	907,257
U.S. Agency Bonds	AA+	2,448,073	12,089,905	14,537,978
Total		$ 33,998,417	$ 12,089,905	$ 46,088,322

COLOTRUST

The Town invested in the Colorado Local Government Liquid Asset Trust (COLOTRUST) (the Trust); an investment vehicle established for local government entities in Colorado to pool surplus funds. The State Securities Commissioner administers and enforces all State statutes governing the Trust. The Trust operates similarly to a money market fund and each share is equal in value to $1.00. The Trust offers shares in two portfolios, COLOTRUST PRIME and COLOTRUST PLUS+. Both portfolios may invest in U.S. Treasury securities and repurchase agreements collateralized by U.S. Treasury securities. COLOTRUST PLUS+ may also invest in certain obligations of U.S. government agencies, highest rated commercial paper and any security allowed under CRS 24-75-601. A designated custodial bank serves as custodian for the Trust's portfolios pursuant to a custodian agreement. The custodian acts as safekeeping agent for the Trust's investment portfolios and provides services as the depository in connection with direct investments and withdrawals. The custodian's internal records segregate investments owned by the Trust. COLOTRUST is rated AAAm by Standard & Poor's.

Morgan Stanley Institutional Liquidity Fund

The Morgan Stanley Institutional Liquidity Fund ("MSILF") is rated AAAm by Standard & Poor's and the maturity is weighted average under 52 days. MSILF records its investments at fair value and the Town records its investment in MSILF using the net asset value method. The fund is a money market fund with each share maintaining a value of $1.00. The money market fund invests in high quality debt securities issued by the U.S. Government. At December 31, 2021, the Town had $907,257 invested in the MSILF.

NOTE 3 – CASH AND INVESTMENTS (CONTINUED)

Investment Valuation

Certain investments are measured at fair value within the fair value hierarchy established by generally accepted accounting principles. The hierarchy is based on the valuation inputs used to measure the fair value of the asset. Level 1 inputs are quoted prices in active markets for identical assets, Level 2 inputs are significant other observable inputs, and Level 3 inputs are significant unobservable inputs.

The Town's investment in Colotrust is measured at net asset value, equal to $1.00 per share. There are no unfunded commitments, the redemption frequency is daily, and there is no redemption notice period. The Town's investment in the Morgan Stanley Institutional Liquidity Fund is valued at amortized cost. All other Town investments are valued using Level 2 inputs.

NOTE 4 – CAPITAL ASSETS

Capital asset activity for the year ended December 31, 2021 was as follows:

	Balances December, 31 2020	Additions	Deletions	Transfer	Balances December, 31 2021
Governmental Activities:					
Capital Assets, not being depreciated					
Land and improvements	$ 1,392,566	$ 581,851	$ -	$ -	$ 1,974,417
Construction in process	5,895,045	3,090,136	-	(357,714)	8,627,467
Total capital assets, not depreciated	7,287,611	3,671,987	-	(357,714)	10,601,884
Capital Assets, being depreciated					
Infrastructure	18,810,681	10,964,782	-	(4,041,826)	25,733,637
Buildings	1,469,162	16,254	-	-	1,485,416
Vehicles	732,352	39,701	21,050	-	751,003
Equipment	693,785	220,979	9,277	(6,032)	899,455
Total capital assets, depreciated	21,705,980	11,241,716	30,327	(4,047,858)	28,869,511
Accumulated depreciation					
Infrastructure	3,544,813	791,045	-	(290,135)	4,045,723
Buildings	399,771	48,326	-	-	448,097
Vehicles	377,924	78,120	13,683	-	442,361
Equipment	383,921	86,852	9,277	(6,032)	455,464
Total accumulated depreciation	4,706,429	1,004,343	22,960	(296,167)	5,391,645
Net capital assets, depreciated	16,999,551	10,237,373	7,367	(3,751,691)	23,477,866
Governmental Activities Capital Assets, net	$ 24,287,162	$ 13,909,360	$ 7,367	$ (4,109,405)	$ 34,079,750

NOTE 4 – CAPITAL ASSETS (CONTINUED)

Depreciation is charged to the Town's governmental activities as follows:

Governmental activities	
General government	$ 61,054
Public works	824,634
Public safety	66,059
Park and recreation	52,596
Total	$ 1,004,343

	Balances December, 31 2020	Additions	Deletions	Transfer	Balances December, 31 2021
Business-Type Activities:					
Capital Assets, not being depreciated					
Water rights	$ 30,270,486	$ 3,905,888	$ -	$ -	$ 34,176,374
NISP, CIP	3,640,069	730,000	-	-	4,370,069
North Weld County Capacity	3,398,849	-	-	-	3,398,849
Construction in progress	1,588,342	1,770,356	-	118,488	3,477,186
Total capital assets, not depreciated	38,897,746	6,406,244	-	118,488	45,422,478
Capital Assets, being depreciated					
Water system	5,833,134	1,936,358	-	-	7,769,492
Wastewater system	12,013,936	2,628,963	-	-	14,642,899
Stormwater system	-	2,261,866	-	4,281,052	6,542,918
Buildings	233,713	-	-	-	233,713
Equipment	332,827	-	-	6,032	338,859
Total capital assets, depreciated	18,413,610	6,827,187	-	4,287,084	29,527,881
Accumulated depreciation					
Water system	793,499	188,271	-	-	981,770
Wastewater system	2,388,305	397,516	-	-	2,785,821
Stormwater system	-	168,275	-	296,167	464,442
Buildings	84,539	8,052	-	-	92,591
Equipment	189,825	37,721	-	-	227,546
Total accumulated depreciation	3,456,168	799,835	-	296,167	4,552,170
Net capital assets, depreciated	14,957,442	6,027,352	-	3,990,917	24,975,711
Business-Type Activities Capital Assets, net	$ 53,855,188	$ 12,433,596	$ -	$ 4,109,405	$ 70,398,189

NOTE 4 – CAPITAL ASSETS (CONTINUED)

Depreciation is charged to the Town's business-type activities as follows:

Business-type activities:	
Water	$ 212,342
Wastewater	419,218
Stormwater	168,275
Total	$ 799,835

NOTE 5 – LONG-TERM OBLIGATIONS

The following is a summary of the changes in long-term liabilities of the Town for the year ended December 31, 2021:

	Balances December 31, 2020	Additions	Deletions	Balances December 31, 2021	Due In One Year
Governmental Activities:					
Capital lease obligations	$ 42,950	$ -	$ 42,950	$ -	$ -
Compensated absences	78,764	125,179	96,468	107,475	107,475
Total	$ 121,714	$ 125,179	$ 139,418	$ 107,475	$ 107,475
Business-Type Activities:					
Capital lease obligations	$ 12,264	$ -	$ 12,264	$ -	$ -
Compensated absences	30,044	33,439	33,284	30,199	30,199
Total	$ 42,308	$ 33,439	$ 45,548	$ 30,199	$ 30,199

2017 Kansas State Bank Lease

In 2017, the Town entered into a capital lease agreement for the purchase of a snowplow. The lease was for $147,066 and requires 5 annual payments of $31,635. The lease bears interest at 3.0%. As of December 31, 2021, the Town has paid the lease in full.

2017 John Deere Financial

In 2017, the Town entered into a capital lease agreement for the purchase of a John Deere Backhoe. The lease was for $115,352 and requires 5 annual payments of $24,592. The lease bears interest at 3.25%. As of December 31, 2021, the Town has paid the lease in full.

The Town has committed to various covenants for the lease of equipment to avoid events of default. The most significant covenant is the timely remittance of lease payments in accordance with the lease terms. In the event of default, the lessor has the option to take any action pursuant to the lease agreement including requiring the Town to pay all amounts then currently due or the return of the related equipment.

NOTE 6 – INTERGOVERNMENTAL AGREEMENTS

2013 Land Use and Utility Agreement

The Town entered into a land use and development agreement with the Town of Windsor on March 25, 2013, for continued cooperation and coordination between the two municipalities including planning for and managing growth and development of land, coordination of development policies and coordination of extension of services to areas of joint concern, and the ability of the two municipalities to achieve their respective and common goals. The parties agree that it is in the best interest of each that certain tax revenues generated within the corridor be shared between them. All sales and use tax collected by each of the municipalities within the corridor shall be shared and distributed between the municipalities in the following proportions: two-thirds to the collecting municipality and one-third to the other municipality. At the time of the execution of the agreement, neither of the municipalities has an excise or occupancy tax upon lodging services. In the event either of the municipalities adopts such a tax, all revenues generated from such shall be retained by the taxing municipality. At such time as both municipalities adopt such a tax, the revenues therefrom shall be shared by the parties in proportions provided for sales and use taxes. The parties intend for this agreement to remain in full force and effect in perpetuity. On April 9, 2018, the parties amended the agreement to make modifications to the corridor standards, all other terms of the March 25, 2013, agreement remain intact.

Phase 1 Agreement for Design, Construction, Land Acquisition, and Cost Recovery

The Town entered into the Phase 1 Agreement for Design, Construction, Land Acquisition, and Cost Recovery with the Town of Windsor and Northlake Metropolitan District Nos 1-5 on October 24, 2017 to provide sanitary wastewater facilities to the area surrounding the intersection of State Highway 257 and Weld County Road 74. The parties agree that the Town of Windsor's sanitary wastewater utility is the best available source of sanitary wastewater service to the area and recognize savings can be achieved by a coordinated effort with cooperative funding of the line to be constructed by the Town of Windsor. By separate and subsequent agreements, the entities will arrive at understandings for cost-sharing associated with operations, management, and future access to the line. Each party deposited $500,000 into a single purpose project account maintained by the Town of Windsor.

A preliminary design of the wastewater line was completed and some of the necessary easements were acquired. The parties agreed to complete the easement acquisitions in 2019 but elected not to move forward with final design and construction at this time. The Town's share of expenditures in 2021 from the project account amounted to $8,685.

NOTE 6 – INTERGOVERNMENTAL AGREEMENTS (CONTINUED)

Wastewater Treatment Service Agreement

The Town of Windsor and the Town entered into a Wastewater Treatment Service Agreement on April 14, 2003, to provide the right for the Town to discharge wastewater into Windsor's existing wastewater treatment facility. At the time of this agreement, The Town of Windsor was in the process of the Windsor East Side Interceptor Wastewater Project. Upon completion of this project Windsor would be able to accept and treat wastewater from the Town of Severance. The Town was required to pay an initial plant investment fee, all subsequent plant investment fees related to increased capacity required by the Town shall be calculated based upon peak demand. Whenever demand per day exceeds the level upon which the initial, or then existing, plant investment fee has been calculated, an additional plant investment fee shall be due. The additional fee shall be calculated by multiplying the additional gallons of usage per day by the then existing plant investment fee rate. Any future expansion of the Town's capacity as provided for in this agreement shall be limited to the total increased capacity in the Windsor East Side Interceptor Wastewater Project.

Water Service Agreement

North Weld County Water District (the District) and the Town entered into an Amended and Restated Water Service Agreement on March 5, 2019, to provide treated potable water to the Town. Per this agreement, the District shall furnish, and the Town shall purchase and receive from the District, water for the operation of the Town's water system. The Town is required to purchase plant investment taps for the use of water and capacity provided by and through the District's system. Whenever peak demands exceed the level upon which the initial, or then existing, plant investment taps have been calculated, additional plant investment taps shall be purchased. The additional fee shall consist of a base fee and a distance fee. The plant investment fee is determined on an annual basis based on a periodic percentage increase adopted by the Board of Directors of the District, or in accordance with a rate study or revised rate study adopted by the Board of Directors of the District. In addition to purchasing plant investment taps for capacity and conveyance of water, the Town is billed a monthly usage charge for the treatment and delivery of water to the Town's water system. Usage charges are determined from a percentage increase authorized by the Board of Directors of the District or from a rate study performed by an independent professional consultant and adopted by the Board of Directors of the District.

NOTE 6 – INTERGOVERNMENTAL AGREEMENTS (CONTINUED)

Northern Integrated Supply Project (NISP)

On January 21, 2020 the Town entered into the NISP Phase 1 Agreement, whereby the Town is a participant in a regional water supply, water storage, and related benefits projects, to be developed by the Northern Integrated Supply Project Water Activity Enterprise (the Enterprise). Per the NISP Phase 1 agreement, the Town, along with other participants to the NISP agreement, will receive an allotment from the project in return for the Town's funding participation. The Town paid $730,000 in 2021 under the NISP Phase 1 agreement.

NOTE 7 – RISK MANAGEMENT

The Town is a member of the Colorado Intergovernmental Risk Sharing Agency (CIRSA), a joint self-insurance pool created by intergovernmental agreement of over 200 municipalities to provide property, general and automobile liability, and public officials' coverage to its members. CIRSA is governed by a seven-member board elected by and from among its members. Coverage is provided through pooling of self-insured losses and the purchase of excess insurance coverage. CIRSA has a legal obligation for claims against its members to the extent that funds are available in its annually established loss fund and those amounts available from insurance providers under excess specific and aggregate insurance contracts. Losses incurred in excess of loss funds and amounts recoverable from excess insurance are direct liabilities of the participating members. CIRSA has indicated that any excess losses would be billed to members in proportion to their contributions in the year such excess occurs, although it is not required to do so. The Town has not been informed of any excess losses that may have been incurred by the pool for the past three years.

NOTE 8 – RETIREMENT COMMITMENTS

Plan Description

The Town contributes to the Statewide Defined Benefit Plan, a cost-sharing multiple-employer defined benefit pension plan. The plan is administered by the Fire and Police Pension Association of Colorado (FPPA). The Plan provides retirement benefits for members and beneficiaries. Death and disability coverage is provided for members hired prior to January 1, 1997 through the Plan. All full-time, paid police officers of the Town are members of the Statewide Defined Benefit Plan. Colorado statutes assign the authority to establish benefit provisions to the state legislature. FPPA issues a publicly available annual financial report that includes financial statements and requires supplementary information for both the SWDB and the Statewide Death and Disability Plan. FPPA issues a publicly available financial report that includes information on the plan. That report may be obtained at www.fppaco.org.

NOTE 8 – RETIREMENT COMMITMENTS (CONTINUED)

Benefits Provided

A plan member is eligible for a normal retirement pension once the member has completed twenty-five years of credited service and has attained the age of 55. Effective January 1, 2021, a member may also qualify for a normal retirement pension if the member's combined years of service and age equals at least 80, with a minimum age of 50 (Rule of 80).

The annual normal retirement benefit is 2 percent of the average of the member's highest three years' pensionable earnings for each year of credited service up to ten years, plus 2.5 percent for each year of service thereafter. The benefit earned prior to January 1, 2007 for members of affiliated Social Security employers will be reduced by the amount of Social Security income payable to the member annually. Effective January 1, 2007, members covered under Statewide Defined Benefit Social Security Component will receive half the benefit when compared to the Statewide Defined Benefit Plan. Benefit adjustments paid to retired members are evaluated annually and may be re-determined every October 1. The amount of any increase is based on the Board's discretion and can range from 0 to the higher of 3 percent or the Consumer Price Index for Urban Wage Earners and Clerical Workers (CPI-W).

A member is eligible for an early retirement after completion of 30 years of service or attainment of age 50 with at least five years of credited service. The early retirement benefit equals the normal retirement benefit reduced on an actuarially equivalent basis. Upon termination, an employee may elect to have member contributions, along with 5 percent as interest, returned as a lump sum distribution.

Alternatively, a member with at least five years of accredited service may leave contributions with the Plan and remain eligible for a retirement pension at age 55 equal to 2 percent of the member's average highest three years' pensionable earnings for each year of credited service up to ten years, plus 2.5 percent for each year of service thereafter.

Contributions

The Town and eligible employees are required to contribute to the plan at rates established by State statutes. Employer contributions rates can only be amended by state statute. Member contribution rates can be amended by state statute or election of the membership. Effective January 1, 2021, contribution rates for employers and members may be increased equally by the FPPA Board of Directors upon approval through an election by both the employers and members.

NOTE 8 – RETIREMENT COMMITMENTS (CONTINUED)

Contributions (continued)

In 2014, the members elected to increase the member contribution rate to the SWDB plan beginning in 2015. Member contribution rates will increase 0.5 percent annually through 2022 to a total of 12 percent of pensionable earnings. Employer contributions will increase 0.5 percent annually beginning in 2021 through 2030 to a total of 13 percent of pensionable earnings. Members of the SWDB plan and their employers contributed at a rate of 11.5 percent and 8.5 percent, respectively, of base salary for a total contribution rate of 20 percent in 2021. The Town's contributions to the plan of the year ended December 31, 2021, were $37,024, equal to the required contributions.

Pension Asset, Pension Expense, and Deferred Outflows of Resources and Deferred Inflows of Resources Related to Pension

At December 31, 2021, the Town reported a net pension asset of $105,420, representing its proportionate share of the net pension asset of the plan. The net pension asset was measured at December 31, 2020, and the total pension liability used to calculate the net pension asset was determined by an actuarial valuation as of January 1, 2021. The Town's proportion of the net pension asset was based on the Town's share of contributions to the pension plan relative to the contributions of all participating entities. At December 31, 2020, the Town's proportion was 0.0486% which was an increase of 0.0028% from its proportion measured at December 31, 2019.

For the year ended December 31, 2021, the Town recognized pension income of $14,213. At December 31, 2021, the Town reported deferred outflows of resources and deferred inflows of resources related to pensions from the following sources:

	Deferred Outflows of Resources	Deferred Inflows of Resources
Difference between Expected and Actual Experience	$ 89,407	$ 419
Changes of Assumptions or other Inputs	44,837	-
Net Difference between Projected and Actual Earnings on Pension Plan Investments	-	108,282
Changes in Proportion and Differences between Contributions Recognized and Proportionate Share of Contributions	-	86,872
Contributions Subsequent to the Measurement Date	32,021	-
Total	$ 166,265	$ 195,573

$32,021 reported as deferred outflows of resources related to pension resulting from Town contributions subsequent to the measurement date will be recognized as an increase in the net pension asset in the year ended December 31, 2022. Other amounts reported as deferred outflows of resources and deferred inflows of resources related to pensions will be recognized as pension expense as follows:

NOTE 8 – RETIREMENT COMMITMENTS (CONTINUED)

Pension Asset, Pension Expense, and Deferred Outflows of Resources and Deferred Inflows of Resources Related to Pension (continued)

Year Ended December 31,	Amount
2022	$ (23,933)
2023	(9,888)
2024	(28,105)
2025	(9,683)
2026	7,256
Thereafter	3,024

Actuarial Assumptions

The actuarial valuations as of January 1, 2021, determined the total pension liability using the following actuarial assumptions and other inputs:

	Total Pension Liability	Actuarial Determined Contributions
Actuarial Valuation Date	January 1, 2021	January 1, 2020
Actuarial Method	Entry Age Normal	Entry Age Normal
Amortization Method	N/A	Level % of Payroll, Open
Amortization Period	N/A	30 years
Long-term Investment Rate of Return*	7.0%	7.0%
Projected Salary Increases	4.25% - 11.25%	4.25% - 11.25%
Cost of Living Adjustments (COLA)	0%	0%
*Includes Inflation at	2.5%	2.5%

For determining the total pension liability and actuarially determined contributions, the post-retirement mortality tables for non-disabled retirees uses the 2006 central rates from the RP-2014 Annuitant Mortality Tables projected to 2018 using the MP-2017 projection scales, and the projected prospectively using the ultimate rates of the scale for all years. The pre-retirement off-duty mortality tables are adjusted to 50% of the RP-2014 mortality tables for active employees. The on-duty mortality rate is 0.00015.

At least every five years the FPPA's Board of Directors, in accordance with best practices, reviews its economic and demographic actuarial assumptions. At its July 2018 meeting, the Board of Directors reviewed and approved recommended changes to the actuarial assumptions. The recommendations were made by the FPPA's actuaries, Gabriel, Roeder, Smith & Co., based upon their analysis of past experience and expectations of the future. The assumption changes were effective for actuarial valuations beginning January 1, 2019. The actuarial assumptions impact actuarial factors for benefit purposes such as purchases of service credit and other benefits where actuarial factors are used.

NOTE 8 – RETIREMENT COMMITMENTS (CONTINUED)

Actuarial Assumptions (continued)

The long-term expected rate of return on pension plan investments was determined using a building-block method in which best-estimate ranges of expected future real rates of return (expected returns, net of pension plan investment expense and inflation) are developed for each major asset class. These ranges are combined to produce the long-term expected rate of return by weighing the expected future real rates of return by the target asset allocation percentage and by adding expected inflation (assumed at 2.5 percent). Best estimates of arithmetic real rates of return for each major asset class included in the Fund's target asset allocation as of December 31, 2020 are summarized in the following table:

Asset Class	Target Allocation	Long-Term Expected Real Rate of Return
Global Equity	39 %	8.23 %
Equity Long/Short	8 %	6.87
Private Markets	26 %	10.63
Fixed Income - Rates	10 %	4.01
Fixed Income - Credit	5 %	5.25
Absolute Return	10 %	5.60
Cash	2 %	2.32
Total	100 %	

Discount Rate

The discount rate used to measure the total pension liability was 7.00 percent. The projection of cash flows used to determine the discount rate assumed that contributions from participating employers will be made based on the actuarially determined rates based on the Board's funding policy, which establishes the contractually required rates under Colorado statutes. Based on those assumptions, the SWDB plan fiduciary net position was projected to be available to make all the projected future benefit payments of current plan members. Therefore, the long-term expected rate of return on pension plan investments was applied to all periods of projected benefit payments to determine the total pension liability.

Projected benefit payments are required to be discounted to their actuarial present values using a single discount rate that reflects (1) a long-term expected rate of return on pension plan investments (to the extent that the plan's fiduciary net position is projected to be sufficient to pay benefits) and (2) tax-exempt municipal bond rate based on an index of 20-year general obligation bonds with an average AA credit rating as of the measurement date (to the extent that the plan's projected fiduciary net position is not sufficient to pay benefits).

NOTE 8 – RETIREMENT COMMITMENTS (CONTINUED)

Discount Rate (continued)

For purpose of this valuation, the expected rate of return on pension plan investments is 7.00 percent; the municipal bond rate is 2.00 percent (based on weekly rate closet to but not later than the measurement date of the "state & local bonds" rate from Federal Reserve statistical release (H.15)); and the resulting single discount rate is 7.00 percent.

Sensitivity of the Net Pension Liability (Asset) to Changes in the Discount Rate

The following presents the Town's proportionate share of the net pension liability calculated using the discount rate of 7.0%, as well as the Town's proportionate share of the net pension asset (liability) if it were calculated using a discount rate that is one percentage point lower (6.0%) or one percentage point higher (8.0%) than the current rate, as follows:

	1% Decrease (6.00%)	Current Discount Rate (7.00%)	1% Increase (8.00%)
Proportionate share of the Net Pension Liability (Asset)	$ 106,089	$ (105,420)	$ (280,577)

Pension Plan Fiduciary Net Position

Detailed information about the plan's fiduciary net position is available in FPPA's separately issued financial report, which may be obtained at www.fppaco.org.

Defined Contribution 457 Plan

The Town provides pension benefits for its employees through a defined contribution money purchase plan. All full-time employees, with the exception of the police department may participate in the plan from the date of employment and are immediately fully vested. The plan provisions can be modified by the Town Council. The Town contributes an amount equal to 5% or 3% of the covered employees' salaries each month, depending upon the employees' negotiated compensation with the Town. Contributions totaled $47,937 in 2021. The Town has no liability for this plan beyond its current annual contribution.

NOTE 9 – COMMITMENTS AND CONTINGENCIES

The Town receives financial assistance from federal and state governmental agencies in the form of grants. The disbursement of funds received under these programs generally requires compliance with terms and conditions specified in the grant agreements and are subject to audit by the grantor agencies.

NOTE 9 – COMMITMENTS AND CONTINGENCIES (CONTINUED)

Any disallowed claims resulting from such audits could become a liability of the General Fund or other applicable funds. However, in the opinion of the Town, any such disallowed claims will not have a material effect on any of the financial statements of the individual fund types included herein or on the overall financial position of the Town at December 31, 2021.

In 2017, the Town entered into an Intergovernmental Agreement with the Town of Windsor to bear the one-third cost of financing roadway improvements along the south side of Colorado State Highway 392. The total cost of the project is $405,000, with Severance committed to paying $135,000. Windsor and Severance agree that the Severance Cost Share will be paid through the accumulation and retention by Windsor of Severance's one-third share of sales tax revenue generated within the Cooperative Planning Area as provided in the December 11, 2000, Intergovernmental Agreement.

At December 31, 2021 the Town had construction commitments of $633,756 related to on-going capital projects.

NOTE 10 – INTERNAL TRANSFERS

Interfund transfers for the year ending December 31, 2021 were comprised of the following:

Fund	Transfers In	Transfers Out
General Fund	$ 1,304,168	$ 5,017,924
Conservation Trust Fund	2,305	77,065
Transportation Fund	535,067	-
Public Facilities Fund	646,000	-
Parks Fund	33,463	1,262,871
Water Fund	-	200,683
Wastewater Fund	-	4,363
Stormwater Fund	4,041,903	-
Total	$ 6,562,906	$ 6,562,906

During 2021, transfers were made for purposes of capital projects within the Town.

NOTE 11 – TAX, SPENDING, AND DEBT LIMITATIONS

Colorado voters passed an amendment to the State Constitution, Article X, Section 20 (the Taxpayer Bill of Rights, otherwise known as TABOR), which has several limitations, including revenue raising, spending abilities and other specific requirements of state and local governments.

NOTE 11 – TAX, SPENDING, AND DEBT LIMITATIONS (CONTINUED)

Enterprises, defined as government-owned businesses authorized to issue revenue bonds and receiving less than 10% of annual revenues in grants from all state and local governments combined, are excluded from the provisions of TABOR. The Town's management believes the Enterprise funds of the Town qualify for this provision.

Spending and revenue limits are determined based on the prior year's fiscal year spending as adjusted for allowable increases for inflation and local growth. Fiscal year spending is generally defined as expenditures plus reserve increases with certain exceptions. Revenues in excess of the fiscal year spending limit must be refunded unless retention of such revenue is approved by the voters.

Subsequent to December 31, 1992, the revenue in excess of the Town's "spending limit" must be refunded unless voters approve the retaining of such excess revenue. TABOR generally requires voter approval for any new tax, tax increases and new debt.

At November 7, 1995 and April 2, 1996 elections, the electors of the Town authorized the Town to collect, retain and expend the full amount of revenues from all sources during 1998, as well as the full amount of all revenues generated by all sources for each subsequent year. This election authorized the spending of such revenues in each year without limitation under Article X, Section 20 of the Colorado Constitution.

The Town believes it is in compliance with the provisions of TABOR. However, TABOR is complex and subject to interpretation. Many of the provisions, including the interpretation of how to calculate Fiscal Year Spending limits and qualification as an Enterprise will require judicial interpretation.

REQUIRED SUPPLEMENTARY INFORMATION

TOWN OF SEVERANCE
SCHEDULE OF REVENUES, EXPENDITURES, AND CHANGES IN FUND BALANCE – BUDGET AND ACTUAL – GENERAL FUND
YEAR ENDED DECEMBER 31, 2021

	Original Budget	Final Budget	Actual	Variance Positive (Negative)
Revenues				
Taxes				
Property taxes	$ 1,303,508	$ 1,303,508	$ 1,316,699	$ 13,191
Specific ownership taxes	70,000	70,000	65,491	(4,509)
Sales and use taxes	3,045,000	3,158,925	3,808,807	649,882
Franchise taxes	150,000	150,000	174,481	24,481
Total tax revenues	4,568,508	4,682,433	5,365,478	683,045
Intergovernmental				
Cigarette tax	2,450	2,450	6,013	3,563
Highway users	182,460	182,460	270,169	87,709
Road and bridge	90,000	90,000	69,016	(20,984)
Clerk/Motor vehicle fees	40,000	40,000	50,984	10,984
Mineral lease	25,000	25,000	57,334	32,334
Severance tax	50,000	50,000	8,730	(41,270)
Other intergovernmental	100,000	100,000	157,486	57,486
Total intergovernmental revenues	489,910	489,910	619,732	129,822
Licenses and permits				
Liquor licenses	323	323	1,048	725
Building permits	1,030,000	1,030,000	1,090,921	60,921
Animal licenses	-	-	2,684	2,684
Business licenses and fees	5,000	5,000	5,075	75
Other licenses and fees	149,050	149,050	444,248	295,198
Total license and permit revenues	1,184,373	1,184,373	1,543,976	359,603
Fines and forfeitures	63,120	63,120	37,130	(25,990)
Charges for services				
Special events and charges	10,000	47,450	42,085	(5,365)
Rents	41,160	41,160	41,360	200
Impact fees and other charges	312,800	312,800	56,709	(256,091)
Total charges for services	363,960	401,410	140,154	(261,256)
Other				
Investment earnings (loss)	100,000	100,000	(49,053)	(149,053)
Insurance proceeds	5,000	5,000	-	(5,000)
Miscellaneous revenues	16,000	16,000	74,654	58,654
Total miscellaneous	121,000	121,000	25,601	(95,399)
Total revenues	6,790,871	6,942,246	7,732,071	789,825

See accompanying Independent Auditors Report

TOWN OF SEVERANCE
SCHEDULE OF REVENUES, EXPENDITURES, AND CHANGES IN FUND BALANCE – BUDGET AND ACTUAL – GENERAL FUND (CONTINUED)
YEAR ENDED DECEMBER 31, 2021

	Original Budget	Final Budget	Actual	Variance Positive (Negative)
Expenditures				
General government				
Personnel services	486,769	600,694	550,455	50,239
Insurance	40,000	40,000	42,313	(2,313)
Professional fees	199,500	199,500	104,192	95,308
Election	2,000	2,000	1,700	300
Repairs and maintenance	36,602	36,602	54,246	(17,644)
Supplies	19,240	19,240	19,834	(594)
Telephone and utilities	15,000	15,000	12,857	2,143
Traveling and training	27,850	27,850	25,554	2,296
Other expenses	271,693	309,143	25,862	283,281
Total general government	1,098,654	1,250,029	837,013	413,016
Community development				
Personnel services	227,740	227,740	243,334	(15,594)
Professional fees	24,000	24,000	87,233	(63,233)
Building inspections	660,273	660,273	724,882	(64,609)
Repairs and maintenance	8,800	8,800	1,706	7,094
Supplies	3,010	3,010	3,117	(107)
Telephone and utilities	6,500	6,500	7,085	(585)
Traveling and training	3,750	3,750	485	3,265
Other expenses	165,348	165,348	42,899	122,449
Total community development	1,099,421	1,099,421	1,110,741	(11,320)
Public safety				
Personnel services	986,182	986,182	898,879	87,303
Contract labor	3,500	3,500	4,490	(990)
Fuel and automotive	15,000	15,000	24,393	(9,393)
Insurance	26,000	26,000	32,374	(6,374)
Professional fees	45,000	45,000	33,941	11,059
Repairs and maintenance	79,807	79,807	69,866	9,941
Supplies	36,000	36,000	44,910	(8,910)
Telephone and utilities	17,000	17,000	15,559	1,441
Traveling and training	11,000	11,000	7,897	3,103
Other expenses	83,200	83,200	35,408	47,792
Total public safety	1,302,689	1,302,689	1,167,717	134,972

TOWN OF SEVERANCE
SCHEDULE OF REVENUES, EXPENDITURES, AND CHANGES IN FUND BALANCE – BUDGET AND ACTUAL – GENERAL FUND (CONTINUED)
YEAR ENDED DECEMBER 31, 2021

	Original Budget	Final Budget	Actual	Variance Positive (Negative)
Public works				
Personnel services	214,199	214,199	208,237	5,962
Fuel and automotive	12,180	12,180	8,986	3,194
Insurance	28,000	28,000	28,841	(841)
Professional fees	1,000	1,000	475	525
Repairs and maintenance	264,718	264,718	271,980	(7,262)
Supplies	17,540	17,540	13,117	4,423
Telephone and utilities	24,000	24,000	23,933	67
Traveling and training	3,200	3,200	1,282	1,918
Other expenses	32,500	32,500	35,636	(3,136)
Total public works	597,337	597,337	592,487	4,850
Parks, recreation and other				
Personnel services	257,772	257,772	216,621	41,151
Professional fees	1,000	1,000	673	327
Repairs and maintenance	47,656	47,656	41,580	6,076
Supplies	20,840	20,840	18,968	1,872
Telephone and utilities	12,000	12,000	21,341	(9,341)
Traveling and training	3,000	3,000	1,305	1,695
Other expenses	17,000	17,000	7,227	9,773
Total health and welfare	359,268	359,268	307,715	51,553
Capital outlay				
General government	1,047,754	1,047,754	695,625	352,129
Community development	2,777,246	2,777,246	2,710,333	66,913
Public safety	111,890	310,715	104,998	205,717
Public works	120,000	1,682,205	109,157	1,573,048
Total capital outlay	4,056,890	5,817,920	3,620,113	2,197,807
Debt service				
Lease payments	43,931	43,931	43,931	-
Total debt service	43,931	43,931	43,931	-
Total expenditures	8,558,190	10,470,595	7,679,717	2,790,878
Excess revenues over (under) expenditures	(1,767,319)	(3,528,349)	52,354	3,580,703
Other financing sources (uses)				
Transfers in	-	2,705,000	1,304,168	(1,400,832)
Transfers out	-	(6,260,000)	(5,017,924)	1,242,076
Total other financing sources (uses)	-	(3,555,000)	(3,713,756)	(158,756)
Net change in fund balance	$ (1,767,319)	$ (7,083,349)	(3,661,402)	$ 3,421,947
Fund balance - beginning of year			17,892,473	
Fund balance - end of year			$ 14,231,071	

See accompanying Independent Auditors Report

TOWN OF SEVERANCE
SCHEDULE OF THE TOWN'S PROPORTIONATE SHARE OF THE NET PENSION LIABILITY (ASSET) – STATEWIDE DEFINED BENEFIT PLAN
LAST 10 FISCAL YEARS*

Fiscal Year	2021	2020	2019
Plan Measurement Date	December 31, 2020	December 31, 2019	December 31, 2018
Town's Proportion of the Net Pension Liability (Asset)	0.0486%	0.0457%	0.0241%
Town's Proportionate Share of the Net Pension Liability (Asset)	$ (105,420)	$ (25,861)	$ 30,524
Town's Covered Payroll	390,022	337,015	40,402
Town's Proportionate Share of the Net Pension Liability (Asset) as a Percentage of its Covered payroll	(27.0%)	(7.7%)	75.6%
Plan Fiduciary Net Position as a Percentage of the Total Pension Liability	106.7%	101.9%	95.2%

*The amounts presented for each fiscal year were determined as of December 31, based on the measurement date of the plan. The Town joined the plan in 2018 and therefore, 10 years of data is not available.

TOWN OF SEVERANCE
SCHEDULE OF THE TOWN'S CONTRIBUTIONS AND RELATED RATIOS
STATEWIDE DEFINED BENEFIT PLAN
LAST 10 FISCAL YEARS*

Fiscal Year	2021	2020	2019	2018
Statutorily Required Contributions	$ 32,021	$ 31,202	$ 26,961	$ 3,232
Contributions in Relation to the Statutorily Required Contribution	32,021	31,202	26,961	3,232
Contribution Deficiency (Excess)	$ -	$ -	$ -	$ -
Covered Payroll	$ 376,712	$ 390,022	$ 337,015	$ 40,402
Contributions as a Percentage of Covered Payroll	8.5%	8.0%	8.0%	8.0%

*The amounts presented for each fiscal year were determined as of December 31, based on the measurement date of the plan. The Town joined the plan in 2018 and therefore, 10 years of data is not available.

See accompanying Independent Auditors Report

SUPPLEMENTARY INFORMATION

TOWN OF SEVERANCE
COMBINING BALANCE SHEET – GOVERNMENTAL NON-MAJOR FUNDS
DECEMBER 31, 2021

	Conservation Trust Fund	Transportation Fund	Park Fund	Public Facilities Fund	Public Safety Fund	Total Non-Major Governmental Funds
Assets						
Cash and investments - restricted	$ 52,454	$ 3,639,999	$ 327,385	$ 972,227	$ 148,809	$ 5,140,874
Interest receivable	32	1,664	507	115	49	2,367
Total assets	$ 52,486	$ 3,641,663	$ 327,892	$ 972,342	$ 148,858	$ 5,143,241
Liabilities, deferred inflows of resources and fund balance						
Liabilities:						
Accounts payable	$ -	$ 26,593	$ -	$ -	$ -	$ 26,593
Total liabilities	-	26,593	-	-	-	26,593
Fund balance:						
Restricted						
Street projects	-	3,615,070	-	-	-	3,615,070
Park projects	-	-	327,892	-	-	327,892
Public facilities	-	-	-	972,342	-	972,342
Public safety	-	-	-	-	148,858	148,858
Conservation trust	52,486	-	-	-	-	52,486
Total fund balances	52,486	3,615,070	327,892	972,342	148,858	5,116,648
Total liabilities, deferred inflows of resources and fund balances	$ 52,486	$ 3,641,663	$ 327,892	$ 972,342	$ 148,858	$ 5,143,241

See the accompanying Independent Auditors Report

TOWN OF SEVERANCE
COMBINING STATEMENT OF REVENUES, EXPENDITURES, AND CHANGES IN FUND BALANCES – GOVERNMENTAL NON-MAJOR FUNDS
YEAR ENDED DECEMBER 31, 2021

	Conservation Trust Fund	Transportation Fund	Park Fund	Public Facilities Fund	Public Safety Fund	Total Non-Major Governmental Funds
Revenues						
Intergovernmental	$ 75,727	$ -	$ -	$ -	$ -	$ 75,727
Impact fees	-	693,000	585,620	330,000	149,500	1,758,120
Investment earnings (loss)	(170)	(13,821)	96	(3,658)	(642)	(18,195)
Total revenues	75,557	679,179	585,716	326,342	148,858	1,815,652
Expenditures						
Capital outlay	-	582,720	-	-	-	582,720
Total expenditures	-	582,720	-	-	-	582,720
Excess revenues over expenditures	75,557	96,459	585,716	326,342	148,858	1,232,932
Other financing sources (uses)						
Transfers in	2,305	535,067	33,463	646,000	-	1,216,835
Transfers out	(77,065)	-	(1,262,871)	-	-	(1,339,936)
Total other financing sources (uses)	(74,760)	535,067	(1,229,408)	646,000	-	(123,101)
Net change in fund balances	797	631,526	(643,692)	972,342	148,858	1,109,831
Fund balances - beginning of year	51,689	2,983,544	971,584	-	-	4,006,817
Fund balances - end of year	$ 52,486	$ 3,615,070	$ 327,892	$ 972,342	$ 148,858	$ 5,116,648

See the accompanying Independent Auditors Report

TOWN OF SEVERANCE
SCHEDULE OF REVENUES, EXPENDITURES, AND CHANGE IN FUND BALANCE – BUDGET AND ACTUAL – CONSERVATION TRUST FUND
YEAR ENDED DECEMBER 31, 2021

	Original Budget	Final Budget	Actual	Variance Positive (Negative)
Revenues				
Intergovernmental revenues	$ 50,000	$ 50,000	$ 75,727	$ 25,727
Investment earnings (loss)	-	-	(170)	(170)
Total revenues	50,000	50,000	75,557	25,557
Expenditures				
Parks, recreation and other	100,000	100,000	-	100,000
Total expenditures	100,000	100,000	-	100,000
Excess of expenditures over (under) revenues	(50,000)	(50,000)	75,557	125,557
Other financing sources (uses)				
Transfers in	-	-	2,305	2,305
Transfers out	-	(100,000)	(77,065)	22,935
Total other financing sources (uses)	-	(100,000)	(74,760)	25,240
Net change in fund balance	$ (50,000)	$ (150,000)	797	$ 150,797
Fund balance - beginning of year			51,689	
Fund balance - end of year			$ 52,486	

See the accompanying Independent Auditors Report

TOWN OF SEVERANCE
SCHEDULE OF REVENUES, EXPENDITURES, AND CHANGE IN FUND BALANCE – BUDGET AND ACTUAL – TRANSPORTATION FUND
YEAR ENDED DECEMBER 31, 2021

	Original Budget	Final Budget	Actual	Variance Positive (Negative)
Revenues				
Road infrastructure fee	$ 798,000	$ 798,000	$ 693,000	$ (105,000)
Investment earnings (loss)	-	-	(13,821)	(13,821)
Total revenues	798,000	798,000	679,179	(118,821)
Expenditures				
Overlays and chip seals	1,000,000	1,600,000	535,067	1,064,933
Street improvements	20,000	20,000	15,534	4,466
Master plan	80,000	102,038	32,119	69,919
Total expenditures	1,100,000	1,722,038	582,720	1,139,318
Excess of expenditures over (under) revenues	(302,000)	(924,038)	96,459	1,020,497
Other financing sources (uses)				
Transfers in	-	600,000	535,067	(64,933)
Total other financing sources (uses)	-	600,000	535,067	(64,933)
Net change in fund balance	$ (302,000)	$ (324,038)	631,526	$ 955,564
Fund balance - beginning of year			2,983,544	
Fund balance - end of year			$ 3,615,070	

See the accompanying Independent Auditors Report

TOWN OF SEVERANCE
SCHEDULE OF REVENUES, EXPENDITURES, AND CHANGE IN FUND BALANCE – BUDGET AND ACTUAL – PARKS FUND
YEAR ENDED DECEMBER 31, 2021

	Original Budget	Final Budget	Actual	Variance Positive (Negative)
Revenues				
Impact fees	$ 1,251,800	$ 1,251,800	$ 585,620	$ (666,180)
Investment earnings	-	-	96	96
Total revenues	1,251,800	1,251,800	585,716	(666,084)
Expenditures				
Parks, recreation and other	2,710,000	2,710,000	-	2,710,000
Equipment	25,000	25,000	-	25,000
Total expenditures	2,735,000	2,735,000	-	2,735,000
Excess of expenditures over (under) revenues	(1,483,200)	(1,483,200)	585,716	2,068,916
Other financing sources (uses)				
Transfers in	-	-	33,463	33,463
Transfer out	-	(1,700,000)	(1,262,871)	437,129
Total other financing sources (uses)	-	(1,700,000)	(1,229,408)	470,592
Net change in fund balance	$ (1,483,200)	$ (3,183,200)	(643,692)	$ 2,539,508
Fund balance - beginning of year			971,584	
Fund balance - end of year			$ 327,892	

See the accompanying Independent Auditors Report

TOWN OF SEVERANCE
SCHEDULE OF REVENUES, EXPENDITURES, AND CHANGE IN
FUND BALANCE – BUDGET AND ACTUAL – PUBLIC FACILITIES FUND
YEAR ENDED DECEMBER 31, 2021

	Original and Final Budget	Actual	Variance Positive (Negative)
Revenues			
Impact fees	$ 380,000	$ 330,000	$ (50,000)
Investment earnings (loss)	-	(3,658)	(3,658)
Total revenues	380,000	326,342	(53,658)
Excess of expenditures over (under) revenues	380,000	326,342	(53,658)
Other financing sources (uses)			
Transfers in	-	646,000	646,000
Total other financing sources (uses)	-	646,000	646,000
Net change in fund balance	$ 380,000	972,342	$ 592,342
Fund balance - beginning of year		-	
Fund balance - end of year		$ 972,342	

See the accompanying Independent Auditors Report

TOWN OF SEVERANCE
SCHEDULE OF REVENUES, EXPENDITURES, AND CHANGE IN
FUND BALANCE – BUDGET AND ACTUAL – PUBLIC SAFETY FUND
YEAR ENDED DECEMBER 31, 2021

	Original and Final Budget	Actual	Variance Positive (Negative)
Revenues			
Impact fees	$ -	$ 149,500	$ 149,500
Investment earnings (loss)	-	(642)	(642)
Total revenues	-	148,858	148,858
Net change in fund balance	$ -	148,858	$ 148,858
Fund balance - beginning of year		-	
Fund balance - end of year		$ 148,858	

See the accompanying Independent Auditors Report

TOWN OF SEVERANCE
SCHEDULE OF REVENUES, EXPENDITURES, AND CHANGE IN FUND NET POSITION – BUDGET AND ACTUAL (BUDGETARY BASIS) – WATER FUND
YEAR ENDED DECEMBER 31, 2021

	Original Budget	Final Budget	Actual	Variance Positive (Negative)
Operating revenues				
Utility charges	$ 1,417,500	$ 1,441,625	$ 1,558,208	$ 116,583
Other charges for services	244,000	244,000	196,209	(47,791)
Total revenues	1,661,500	1,685,625	1,754,417	68,792
Operating expenses				
Overhead expenses	84,245	84,245	82,075	2,170
Personnel services	267,983	289,108	268,091	21,017
Operating supplies	254,000	254,000	232,360	21,640
Professional fees	4,500	4,500	15,502	(11,002)
Repairs and maintenance	94,524	94,524	59,456	35,068
Treatment	700,000	700,000	664,260	35,740
Telephone and utilities	20,000	20,000	19,130	870
Other operating expenses	191,160	191,160	110,327	80,833
Capital outlay	5,850,000	9,424,946	5,146,920	4,278,026
Debt service	6,148	6,148	6,164	(16)
Total operating expenses	7,472,560	11,068,631	6,604,285	4,464,346
Other income (expense)				
Investment earnings (loss)	-	-	(54,111)	(54,111)
Total other income (expense)	-	-	(54,111)	(54,111)
Contributed capital and transfers				
Plant investment fees	3,005,000	3,005,000	2,781,600	223,400
Cash in lieu of fees	2,000,000	2,000,000	823,333	1,176,667
Transfers out	-	(230,000)	(200,683)	29,317
Total contributed capital and transfers	5,005,000	4,775,000	3,404,250	1,429,384
Change in net position, budgetary basis	$ (806,060)	$ (4,608,006)	(1,499,729)	$ 5,908,411
Reconciliation to GAAP basis				
Dedicated assets			1,462,364	
Capital outlay			5,146,920	
Depreciation			(212,342)	
Debt principal payments			6,148	
Change in net position, GAAP basis			4,903,361	
Net position, beginning of year			61,384,699	
Net position, end of year			$ 66,288,060	

See the accompanying Independent Auditors Report

TOWN OF SEVERANCE
SCHEDULE OF REVENUES, EXPENDITURES, AND CHANGE IN FUND NET POSITION – BUDGET AND ACTUAL (BUDGETARY BASIS) – WASTEWATER FUND
YEAR ENDED DECEMBER 31, 2021

	Original Budget	Final Budget	Actual	Variance Positive (Negative)
Operating revenues				
Utility charges	$ 798,000	$ 827,730	$ 1,011,885	$ 184,155
Other charges for services	-	-	4,842	4,842
Total revenues	798,000	827,730	1,016,727	188,997
Operating expenses				
Overhead expenses	81,289	81,289	79,195	2,094
Personnel services	261,371	291,101	275,820	15,281
Operating supplies	49,400	49,400	28,007	21,393
Professional fees	37,000	37,000	13,031	23,969
Repairs and maintenance	110,440	110,440	69,338	41,102
Treatment	120,000	120,000	144,229	(24,229)
Telephone and utilities	41,000	41,000	51,980	(10,980)
Other operating expenses	40,300	40,300	29,799	10,501
Capital outlay	505,000	578,550	490,894	87,656
Debt service	-	-	6,164	(6,164)
Total operating expenses	1,245,800	1,349,080	1,188,457	160,623
Other income (expense)				
Investment earnings (loss)	-	-	(38,472)	(38,472)
Total other income (expense)	-	-	(38,472)	(38,472)
Capital contributions and transfers				
Plant investment fees	2,340,000	2,340,000	1,977,680	(362,320)
Transfers out	-	(5,000)	(4,363)	637
Total contributed capital	2,340,000	2,335,000	1,973,317	(361,683)
Change in net position, budgetary basis	$ 1,892,200	$ 1,813,650	1,763,115	$ (50,535)
Reconciliation to GAAP basis				
Dedicated assets			2,145,763	
Capital outlay			490,894	
Depreciation			(419,218)	
Debt principal payments			6,148	
Change in net position, GAAP basis			3,986,702	
Net position, beginning of year			19,607,549	
Net position, end of year			$ 23,594,251	

See the accompanying Independent Auditors Report

TOWN OF SEVERANCE
SCHEDULE OF REVENUES, EXPENDITURES, AND CHANGE IN FUND NET POSITION – BUDGET AND ACTUAL (BUDGETARY BASIS) – STORMWATER FUND
YEAR ENDED DECEMBER 31, 2021

	Original Budget	Final Budget	Actual	Variance Positive (Negative)
Operating revenues				
Utility charges	$ 132,000	$ 139,220	$ 151,250	$ 12,030
Other charges for services	-	-	6,500	6,500
Total revenues	132,000	139,220	157,750	18,530
Operating expenses				
Overhead expenses	35,472	35,472	34,557	915
Personnel services	66,540	73,760	111,539	(37,779)
Operating supplies	-	-	1,729	(1,729)
Professional fees	-	-	6,500	(6,500)
Repairs and maintenance	12,288	12,288	4,455	7,833
Telephone and utilities	-	-	392	(392)
Other operating expenses	11,880	11,880	341	11,539
Capital outlay	2,006,000	4,291,000	3,075,870	1,215,130
Total operating expenses	2,132,180	4,424,400	3,235,383	1,189,017
Other income (expense)				
Investment earnings (loss)	-	-	(5,331)	(5,331)
Total other income (expense)	-	-	(5,331)	(5,331)
Capital contributions and transfers				
Capital contributions	-	-	4,113,680	4,113,680
Plant investment fees	380,000	380,000	330,000	(50,000)
Transfers in	-	2,285,000	4,041,903	1,756,903
Total contributed capital	380,000	2,665,000	8,485,583	5,820,583
Change in net position, budgetary basis	$ (1,620,180)	$ (1,620,180)	5,402,619	$ 7,022,799
Reconciliation to GAAP basis				
Dedicated assets			911,619	
Capital outlay			3,075,870	
Depreciation			(168,275)	
Change in net position, GAAP basis			9,221,833	
Net position, beginning of year			-	
Net position, end of year			$ 9,221,833	

See the accompanying Independent Auditors Report

SPECIAL REPORTS

The public report burden for this information collection is estimated to average 380 hours annually.

LOCAL HIGHWAY FINANCE REPORT	City or County: Severance
	YEAR ENDING : 12/31/2021
This Information From The Records Of the Town of Severance	Prepared By: Nancy Mueller Phone: 970-686-1218

I. DISPOSITION OF HIGHWAY-USER REVENUES AVAILABLE FOR LOCAL GOVERNMENT EXPENDITURE

ITEM	A. Local Motor-Fuel Taxes	B. Local Motor-Vehicle Taxes	C. Receipts from State Highway-User Taxes	D. Receipts from Federal Highway Administration
1. Total receipts available				
2. Minus amount used for collection expenses				
3. Minus amount used for nonhighway purposes				
4. Minus amount used for mass transit				
5. Remainder used for highway purposes				

II. RECEIPTS FOR ROAD AND STREET PURPOSES

ITEM	AMOUNT
A. Receipts from local sources:	
1. Local highway-user taxes	
a. Motor Fuel (from Item I.A.5.)	
b. Motor Vehicle (from Item I.B.5.)	
c. Total (a.+b.)	
2. General fund appropriations	1,015,161
3. Other local imposts (from page 2)	758,491
4. Miscellaneous local receipts (from page 2)	23,119
5. Transfers from toll facilities	
6. Proceeds of sale of bonds and notes:	
a. Bonds - Original Issues	
b. Bonds - Refunding Issues	
c. Notes	
d. Total (a. + b. + c.)	0
7. Total (1 through 6)	1,796,771
B. Private Contributions	
C. Receipts from State government (from page 2)	321,153
D. Receipts from Federal Government (from page 2)	0
E. Total receipts (A.7 + B + C + D)	2,117,923

III. DISBURSEMENTS FOR ROAD AND STREET PURPOSES

ITEM	AMOUNT
A. Local highway disbursements:	
1. Capital outlay (from page 2)	120,081
2. Maintenance:	159,010
3. Road and street services:	
a. Traffic control operations	19,497
b. Snow and ice removal	71,125
c. Other	78,340
d. Total (a. through c.)	168,961
4. General administration & miscellaneous	184,816
5. Highway law enforcement and safety	720,951
6. Total (1 through 5)	1,353,820
B. Debt service on local obligations:	
1. Bonds:	
a. Interest	
b. Redemption	
c. Total (a. + b.)	0
2. Notes:	
a. Interest	
b. Redemption	
c. Total (a. + b.)	0
3. Total (1.c + 2.c)	0
C. Payments to State for highways	
D. Payments to toll facilities	
E. Total disbursements (A.6 + B.3 + C + D)	1,353,820

IV. LOCAL HIGHWAY DEBT STATUS

(Show all entries at par)

	Opening Debt	Amount Issued	Redemptions	Closing Debt
A. Bonds (Total)				0
1. Bonds (Refunding Portion)				
B. Notes (Total)				0

V. LOCAL ROAD AND STREET FUND BALANCE

A. Beginning Balance	B. Total Receipts	C. Total Disbursements	D. Ending Balance	E. Reconciliation
2,850,967	2,117,923	1,353,820	3,615,070	0

Notes and Comments:

LOCAL HIGHWAY FINANCE REPORT	STATE: Colorado
	YEAR ENDING (mm/yy): 12/31/2021

II. RECEIPTS FOR ROAD AND STREET PURPOSES - DETAIL

ITEM	AMOUNT	ITEM	AMOUNT
A.3. Other local imposts:		**A.4. Miscellaneous local receipts:**	
a. Property Taxes and Assessments		a. Interest on investments	(13,821)
b. Other local imposts:		b. Traffic Fines & Penalities	36,940
1. Sales Taxes		c. Parking Garage Fees	
2. Infrastructure & Impact Fees	693,000	d. Parking Meter Fees	
3. Liens		e. Sale of Surplus Property	
4. Licenses		f. Charges for Services	
5. Specific Ownership &/or Other	65,491	g. Other Misc. Receipts	
6. Total (1. through 5.)	758,491	h. Other	
c. Total (a. + b.)	758,491	i. Total (a. through h.)	23,119
	(Carry forward to page 1)		(Carry forward to page 1)

ITEM	AMOUNT	ITEM	AMOUNT
C. Receipts from State Government		**D. Receipts from Federal Government**	
1. Highway-user taxes	270,169	1. FHWA (from Item I.D.5.)	
2. State general funds		2. Other Federal agencies:	
3. Other State funds:		a. Forest Service	
a. State bond proceeds		b. FEMA	
b. Project Match		c. HUD	
c. Motor Vehicle Registrations	50,984	d. Federal Transit Admin	
d. Other (Specify) - DOLA Grant		e. U.S. Corps of Engineers	
e. Other (Specify)		f. Other Federal	
f. Total (a. through e.)	50,984	g. Total (a. through f.)	0
4. Total (1. + 2. + 3.f)	321,153	3. Total (1. + 2.g)	
			(Carry forward to page 1)

III. DISBURSEMENTS FOR ROAD AND STREET PURPOSES - DETAIL

	ON NATIONAL HIGHWAY SYSTEM (a)	OFF NATIONAL HIGHWAY SYSTEM (b)	TOTAL (c)
A.1. Capital outlay:			
a. Right-Of-Way Costs			0
b. Engineering Costs		120,081	120,081
c. Construction:			
(1). New Facilities		0	0
(2). Capacity Improvements		0	0
(3). System Preservation		0	0
(4). System Enhancement & Operation		0	0
(5). Total Construction (1) + (2) + (3) + (4)	0	0	0
d. Total Capital Outlay (Lines 1.a. + 1.b. + 1.c.5)	0	120,081	120,081
			(Carry forward to page 1)

Notes and Comments:

FORM FHWA-536 (Rev.1-05) PREVIOUS EDITIONS OBSOLETE

THE ADAMS GROUP, LLC
CERTIFIED
PUBLIC
ACCOUNTANTS

July 14, 2022

Honorable Mayor and the Town Council
Town of Severance, Colorado
3 South Timber Ridge Parkway
PO Box 339
Severance, Colorado 80546

We have audited the financial statements of the governmental activities, the business-type activities, each major fund, and the aggregate remaining fund information of the Town of Severance, Colorado (the Town) for the year ended December 31, 2021. Professional standards require that we provide you with information about our responsibilities under generally accepted auditing standards as well as certain information related to the planned scope and timing of our audit. We have communicated such information in our letter to you dated February 8, 2022. Professional standards also require that we communicate to you the following information related to our audit.

Significant Audit Matters

Qualitative Aspects of Accounting Practices

Management is responsible for the selection and use of appropriate accounting policies. The significant accounting policies used by the Town are described in Note 2 to the financial statements. No new accounting policies were adopted and the application of existing policies was not changed during 2021. We noted no transactions entered into by the Town during the year for which there is a lack of authoritative guidance or consensus. All significant transactions have been recognized in the financial statements in the proper period.

Accounting estimates are an integral part of the financial statements prepared by management and are based on management's knowledge and experience about past and current events and assumptions about future events. Certain accounting estimates are particularly sensitive because of their significance to the financial statements and because of the possibility that future events affecting them may differ significantly from those expected. The most sensitive estimates affecting the Town's financial statements were:

- Management's estimate of depreciation expense is based on the straight-line method of depreciation from the date the asset is placed into service.
- Management's estimate of the net pension liability (asset), deferred outflows and deferred inflows of resources and pension expense is based on actuarial reports performed by the Colorado Fire and Police Pension Association (FPPA).

Certain financial statement disclosures are particularly sensitive because of their significance to financial statement users. There are no particularly sensitive disclosures in the financial statements for the year ended December 31, 2021.

The financial statement disclosures are neutral, consistent, and clear.

400 S. Colorado Blvd., Ste. 690
Denver, CO 80246
303-733-3796
303-733-6230 fax
www.tagcpaco.com

Difficulties Encountered in Performing the Audit

We encountered no significant difficulties in dealing with management in performing and completing our audit.

Corrected and Uncorrected Misstatements

Professional standards require us to accumulate all known and likely misstatements identified during the audit, other than those that are clearly trivial, and communicate them to the appropriate level of management. Management has corrected all such misstatements. A listing of adjusting entries is attached to this letter. In addition, we are not aware of any uncorrected misstatements as of December 31, 2021.

Disagreements with Management

For purposes of this letter, a disagreement with management is a financial accounting, reporting, or auditing matter, whether or not resolved to our satisfaction, that could be significant to the financial statements or the auditor's report. We are pleased to report that no such disagreements arose during the course of our audit.

Management Representations

We have requested certain representations from management that are included in the management representation letter dated July 14, 2022.

Management Consultations with Other Independent Accountants

In some cases, management may decide to consult with other accountants about auditing and accounting matters, similar to obtaining a "second opinion" on certain situations. If a consultation involves application of an accounting principle to the Town's financial statements or a determination of the type of auditor's opinion that may be expressed on those statements, our professional standards require the consulting accountant to check with us to determine that the consultant has all the relevant facts. To our knowledge, there were no such consultations with other accountants.

Other Audit Findings or Issues

We generally discuss a variety of matters, including the application of accounting principles and auditing standards, with management each year prior to retention as the Town's auditors. However, these discussions occurred in the normal course of our professional relationship and our responses were not a condition to our retention.

In addition, see our separate letter dated July 14, 2022 which outlines control related items we noted as part of audit procedures performed.

Other Matters

We applied certain limited procedures to the required supplementary information, which are required supplementary information (RSI) that supplements the basic financial statements. Our procedures consisted of inquiries of management regarding the methods of preparing the information and comparing the information for consistency with management's responses to our inquiries, the basic financial statements, and other knowledge we obtained during our audit of the basic financial statements. We did not audit the RSI and do not express an opinion or provide any assurance on the RSI.

We were engaged to report on the supplementary information which accompany the financial statements but are not RSI. With respect to this supplementary information, we made certain inquiries of management and evaluated the form, content, and methods of preparing the information to determine that the information complies with accounting principles generally accepted in the United States of America, the

method of preparing it has not changed from the prior period, and the information is appropriate and complete in relation to our audit of the financial statements. We compared and reconciled the supplementary information to the underlying accounting records used to prepare the financial statements or to the financial statements themselves.

Restriction on Use

This information is intended solely for the information and use of Town Council and management of the Town and is not intended to be, and should not be, used by anyone other than these specified parties.

Very truly yours,

The Adams Group, LLC

The Adams Group, LLC
Certified Public Accountants

Town of Severance
Adjusting Journal Entries
December 31, 2021

Account	Description	Debit	Credit
Adjusting Journal Entries JE # 1			
Reclass entry related to dedicated infrastructure.			
51-31-1000	Dedicated Infrastructure	473,993	
52-31-1000	Dedicated Infrastructure	483,200	
51-83-7565	System Improvements		473,993
52-84-7570	Windsor/Sev. Sewer Project		483,200
Total		**$ 957,193**	**$ 957,193**
Adjusting Journal Entries JE # 2			
Entry to correct depreciation expense and accumulated depreciation related to the Stormwater Fund			
53-82-7999	Depreciation	23,300	
53-162100	Accumulated Depreciation		23,300
Total		**$ 23,300**	**$ 23,300**
Adjusting Journal Entries JE # 3			
Client adjustment for year end close entries that were posted after the initial trial balance was provided by the Town			
10-131000	Due from Other Governments	144,373	
10-41-3990	Miscellaneous	90	
10-90-9011	Transfers to Other Funds	535,067	
12-100000	Cash - Combined Fund	535,157	
52-84-7570	Windsor/Sev. Sewer Project	8,685	
10-100000	Cash - Combined Fund		535,157
10-33-6000	Shared Revenue Windsor		144,373
12-39-1000	Transfers from Other Funds		535,067
12-61-7400	Overlays and Chipseals		90
52-115002	Miscellaneous Receivable		8,685
Total		**$ 1,223,372**	**$ 1,223,372**
Adjusting Journal Entries JE # 4			
Audit adjustment to record the proper 12 months of Sales Tax revenue collections and the correlating accounts receivable.			
10-131000	Due from Other Governments	174,947	
10-31-3000	Sales Tax		31,502
10-45-5500	Change in Accounting Method		143,445
Total		**$ 174,947**	**$ 174,947**
Adjusting Journal Entries JE # 5			
Audit adjustment to record deferred inflows of resources for intergovernmental revenues not received within the 60 day period of availability.			
10-33-6000	Shared Revenue Windsor	144,373	
10-223000	Deferred Inflows of Resources		144,373
Total		**$ 144,373**	**$ 144,373**
Adjusting Journal Entries JE # 6			
Audit adjustment to record unearned revenues for federal grant funds received but not spent in fiscal year 2021.			
10-33-4000	State Grants	816,133	
10-222000	Deferred Revenue		816,133
Total		**$ 816,133**	**$ 816,133**

Adjusting Journal Entries JE # 7

Entry to record the payment of principal and interest on capital leases as reduction of liability in the enterprise funds.

51-252000	Capital Lease Payable	6,132	
51-81-8101	Debt-Interest	16	
52-251000	Capital Lease Obligations	6,132	
52-82-8101	Debt-Interest	16	
51-82-8000	Lease Payment		6,148
52-82-8000	Lease Payment		6,148
Total		**$ 12,296**	**$ 12,296**

Adjusting Journal Entries JE # 8

Entry to adjust transfers in / out due to duplicate recording during the fiscal year.

10-100000	Cash - Combined Fund	6,007,872	
51-39-1000	Transfers from Other Funds	6,007,872	
10-90-9011	Transfers to Other Funds		6,007,872
51-100000	Cash - Combined Fund		6,007,872
Total		**$ 12,015,744**	**$ 12,015,744**

Adjusting Journal Entries JE # 9

Entry to record client adjustment for transfers and related impact on interest.

10-100000	Cash - Combined Fund	7,177	
10-100000	Cash - Combined Fund	4,524	
10-36-3500	Interest and Dividends	382	
10-90-9011	Transfers to Other Funds	646,000	
11-100000	Cash - Combined Fund	20	
12-100000	Cash - Combined Fund	88	
12-36-3550	Change in Market Value	4,029	
12-61-7800	Master Plan	7,177	
13-100000	Cash - Combined Fund	3,072	
14-100000	Cash - Combined Fund	646,000	
14-100000	Cash - Combined Fund	1,305	
14-36-3550	Change in Market Value	4,283	
15-36-3550	Change in Market Value	353	
51-100000	Cash - Combined Fund	8,319	
51-36-3500	Interest and Dividends	1,011	
52-36-3550	Change in Market Value	5,437	
53-36-3550	Change in Market Value	1,833	
10-100000	Cash - Combined Fund		646,000
10-100000	Cash - Combined Fund		382
10-36-3550	Change in Market Value		4,524
10-70-2500	Engineering		7,177
11-36-3550	Change in Market Value		20
12-100000	Cash - Combined Fund		7,177
12-100000	Cash - Combined Fund		4,029
12-36-3500	Interest and Dividends		88
13-36-3550	Change in Market Value		3,072
14-100000	Cash - Combined Fund		4,283
14-36-3500	Interest and Dividends		1,305
14-39-1000	Transfers From Other Funds		646,000
15-100000	Cash - Combined Fund		353
51-100000	Cash - Combined Fund		1,011
51-36-3550	Change in Market Value		8,319
52-100000	Cash - Combined Fund		5,437
53-100000	Cash - Combined Fund		1,833
Total		**$ 1,341,010**	**$ 1,341,010**

THE ADAMS GROUP, LLC

CERTIFIED
PUBLIC
ACCOUNTANTS

Town Council and Management
Town of Severance, Colorado
3 South Timber Ridge Parkway
PO Box 330
Severance, CO 80546

In planning and performing our audit of the financial statements of the governmental activities, the business-type activities, each major fund, and the aggregate remaining fund information of the Town of Severance, Colorado (the Town) as of and for the year ended December 31, 2021, in accordance with auditing standards generally accepted in the United States of America, we considered the Town's internal control over financial reporting (internal control) as a basis for designing audit procedures that are appropriate in the circumstances for the purpose of expressing our opinions on the financial statements, but not for the purpose of expressing an opinion on the effectiveness of the Town's internal control. Accordingly, we do not express an opinion on the effectiveness of the Town's internal control.

Our consideration of internal control was for the limited purpose described in the preceding paragraph and was not designed to identify all deficiencies in internal control that might be material weaknesses or significant deficiencies and therefore material weaknesses or significant deficiencies may exist that were not identified. We did not identify any items in internal control that we consider to be material weaknesses. However, as discussed below, we identified a certain deficiency in internal control that we consider to be a significant deficiency.

A significant deficiency is a deficiency, or a combination of deficiencies, in internal control that is less severe than a material weakness, yet important enough to merit attention by those charged with governance. We consider the following deficiency in internal control to be a significant deficiency:

During the course of audit procedures performed, we identified the following audit adjustments:

- Adjustment from revenues to unearned revenues for approximately $816,000 related to federal grant funds received in fiscal year 2021 which remained unspent as of December 31, 2021.
- Adjustment from revenues to deferred inflows of resources for $144,373 related to accounts receivables which were not received within the 60 day period of availability for governmental funds.

We recommend the Town review its financial close and reporting procedures to ensure revenue balances received during the year and subsequent to yearend are properly recorded

400 S. Colorado Blvd., Ste. 690
Denver, CO 80246
303-733-3796
303-733-6230 fax
www.tagcpaco.com

This communication is intended solely for the information and use of management and Town Council, and others within the Town, and is not intended to be, and should not be, used by anyone other than these specified parties.

The Adams Group, LLC

Denver, Colorado
July 14, 2022

AGENDA ITEM SUMMARY

AGENDA ITEM	SUBMITTED BY	PRESENTED BY
Multi-Family Requirements: Land Use Code	Abdul Barzak, Town Planner	Nicholas J. Wharton, MPA

ACTION REQUESTED

Management and Community Development ask that the Town Council review, discuss, and approve the code changes regarding Multi-Family Requirements for the Land Use Code.
Actions that may be taken:

1. Approve the Land Use Code changes regarding Multi-Family Requirements.
2. Take No Action.

Report
Action Requested

BRIEF SUMMARY

On May 5th, 2022 and June 1st, 2022 the Land Use Advisory Committee (LUAC) reviewed, discussed, and directed Town staff with recommendations for Multi-Family Requirements within the Land Use Code. The Planning Commission then reviewed, discussed, and forwarded recommendations regarding the Multi-Family Requirements in the Land Use Code on July 13, 2022. Tonight those recommendations come before the Town Council. Town staff asks that the Town Council review, discuss, and approve the code changes regarding Multi-Family Requirements for the Land Use Code

PUBLIC SUPPORT/CONCERN

Residents have expressed the desire to increase Multi-Family requirements to Town staff.

ANALYSIS AND RECOMMENDATION

Town staff is asking for the Town Council to review, discuss, and approve the code changes regarding Multi-Family Requirements for the Land Use Code

MATERIALS SUBMITTED

The following materials were submitted and included in this packet:

1. Multi-Family Code Comparison Tables

Multifamily Design Criteria

CODE REVIEW (MASSING & SCALE)					
Communities	**Code Language**	**LUAC**	**Planning Commission**	**Town Council**	**Staff Analysis**
Severance	Town Core: - Varied setbacks are encouraged to create interest along streetscapes - Buildings on the south side of the road are encouraged to be set back from the ROW to reduce shading	Town Core: - Support a 0' setback - Use 75% language from Windsor - Focus on preserving the character of the community (agricultural heritage) - Support up to 3-stories with a rooftop amenity feature (accessible elements allowed to extend above height - i.e. elevator shaft, etc.) - Height and shadow study should be a part of reviewing/approving 3 story structures - First Floor to be reserved for Commercial uses - Rooftops are encouraged as open space, passive or active; safety concerns with falling from upper level without adequate safety mechanisms Suburban Perimeter: - Support a base of 2-stories, with 3-stories being incorporated to support height variations - 3-story consideration needs to be part of overall useable living space (functional %) - Should incorporate examples of appropriate design to avoid box-like structures Nodes: - Example of BelMar Shopping Center - These are the areas for higher density and activity with appropriate transitions to adjacent uses (i.e. step downs near suburban perimeter areas) - Incorporate language and elements from the Comp Plan and Corridor Plans	- Supports LUAC and staff recommendations - Specific standards and requirements established, rather than just guidelines		Town Core: - Could consider requiring first floor commercial along corridors and up to a certain percentage of an overall development. Requiring all first floors within Town Core to be commercial could be a challenge when incorporating mixed-use projects or create interpretation challenges with lobbys and first floor amenity areas to potential residential projects.
Evans					
Firestone	- Maximum length of MF building = 160' - Lengths exceeding 160' may be considered w/ greater articulation, variety in massing, and enhanced detail and where contextual design is incorporated including the type and scale of adjacent uses or such buildings are located internal to the development - Perimeter of the development and adjacent to streets, parks, open space, trails, or lower density residential, buildings shall step down consistent with the context of the adjacent feature or use				
Frederick					
Johnstown	- Should not exceed 3-stories in or near the older portions of Town - Should vary in orientation relative to the street				
Timnath	- Shall be of compatible scale adjacent to SF residential structures - Primarily oriented parallel to the streets they face - Main entrances shall be visible to create continuous streetscapes - Maximum unbroken facade plane = 50' - Plane shall be interrupted by projections, recesses, portals, courtyards, plazas, or other appropriate architectural design - Minimum depth of plane breaks = 2’				
Wellington					
Windsor	Within the Commercial Corridor Area: - Features such as windows, entrances, arcades, porches, pilasters, arbors, awnings, recessed or projecting windows must occur on 75% of façade - No blank wall greater than 50' in length adjacent to a public street or walkway - Smaller and lower building masses when adjacent to residential areas				

Multifamily Design Criteria

CODE REVIEW (BUILDING MATERIALS)					
Communities	**Code Language**	**LUAC**	**Planning Commission**	**Town Council**	**Staff Analysis**
Severance	- Reflective of the regional character of urban buildings is encouraged - Including red or tan brick, sandstone, awnings, etc.	- Expand on existing Severance language to include language from Firestone and Frederick	- Supports LUAC and staff recommendations - Specific standards and requirements established, rather than just guidelines		- Consider incorporating minimum percent requirements to encourage diversity in materials - Could also establish a transparency requirement based on context to ensure adequate windows, particularly in Town Core and Nodes
Evans	- All sides shall include a combination of durable materials such as stucco, brick, stone; colored and textured concrete and decorative masonry block; glass or acrylic block; vinyl, concrete or wood siding; and hardwood and pressure-treated wood				
Firestone	- Primary exterior building and roofing materials shall be constructed from durable materials with product warranties or an industry expected life of a minimum of twenty-five (25) years - Vinyl siding and EIFS = not be permitted				
Frederick	- Should be of a high quality, as approved by the Town - Suggested exterior materials include natural wood, stucco, brick, and stone - Due to the imposing nature of many MF buildings, the exterior materials should reflect subdued colors and muted tones				
Johnstown	- Design and quality materials should be empoyed on all sides, while emphasizing the public street image - Regional materials such as timber and stone provide texture and richness to residential and should be liberally used - Masonry, including stone and brick should be provided for the entire first floor or 40% of the overall wall surface, whichever is greater				
Timnath	- Shall suit the architectural style of a building and be consistent or complementary throughout - Shall be brick, cementitious stucco, stone, vertical board and batten, wood or cementitious siding and approved architectural concrete masonry unit (metal siding is allowed in industrial district only) - Dryvit, smooth face concrete block, or EFIS may only be used in banding, decorator strips, cornice lines and wall capping				
Wellington					
Windsor	Within the Commercial Corridor Plan Area: - Variety of materials w/ brick encouraged as major material; stone; stucco or EIFS less than 50% of façade				

Multifamily Design Criteria

CODE REVIEW (ARCHITECTURAL VARIETY)					
Communities	**Code Language**	**LUAC**	**Planning Commission**	**Town Council**	**Staff Analysis**
Severance	- Varied building heights, styles, colors and building details are encouraged	- Expand existing language to include Firestone and Frederick language	- Supports LUAC and staff recommendations - Specific standards and requirements established, rather than just guidelines		
Evans					
Firestone	- Shall incorporate a variety of distinct building designs according to the scale of the development: One model for every four buildings minimum - Models shall be evenly utilized to the maximum extent practicable - Two distinct building designs, as required above, shall be easily distinguished through a minimum of two of the following: 1) A variation in length of 30% or more; 2) A variation in the footprint of the building of 30% or more; 3) A distinct variation in use of materials; 4) A variation in the type of dwelling unit contained in the building that results in a significantly different scale and mass, i.e., apartments vs. townhomes or duplexes; or 4) A distinct variation in building height and roof form				
Frederick	- For developments of 3 or more MF stacked buildings, a floor plan may be repeated; however, identical building facades must not be replicated more than twice within the development				
Johnstown					
Timnath					
Wellington					
Windsor					

Multifamily Design Criteria

CODE REVIEW (ARCHITECTURAL DETAIL)					
Communities	**Code Language**	**LUAC**	**Planning Commission**	**Town Council**	**Staff Analysis**
Severance		- Incorporate Frederick and Firestone language	- Supports LUAC and staff recommendations - Specific standards and requirements established, rather than just guidelines		- Suggest expanding on the Firestone and Frederick language to clearly identify the architectural features and establish a minimum of at least 3-4 that must be incorporated, rather than 2 - Building articulation should be established at a minimum of 3-4', as many builders will incorporate 1' or less and consider that articulation - balconies should also be encouraged to articulate from the buidling, otherwise you end up with juliet style balconies that are even with the building plane - Dormers or other roof elements, could be part of Roof Form requirements, rather than an architectural detail here
Evans	- Elevations shall be broken up through the use of decorative architectural features such as a change in plane; molding, columns, cornice or arches; rigid awnings or canopies; color and texture variations; recessed windows or doors, bay windows, windowsills or window boxes; decks and covered patios; or exposed structural elements like steel or timber beams				
Firestone	- Blocky, uniform facades are prohibited - Facades shall be articulated through the incorporation of 2 or more of the following: 1) Balconies; 2) Bay or box windows; 3) Insets or other relief in the wall plane; 4) Porches; 5) Dormers; 6) Variations in materials; or 7) Variations in roof forms				
Frederick	- Each building shall feature walls that are articulated by at least 2 of any of the following elements within every 36' length of the facade: 1) Recesses, projections or significant offsets in the wall plane; 2) Distinct, individualized, and covered entrances; 3) Chimneys that project from the wall plane; 4) Balconies and/or other outdoor living space; or 4) bay or box windows				
Johnstown	- Buildings adjacent to SF neighborhoods are encouraged to adapt the architectural features of SF-detached residential, to achieve a “large house” appearance - Side street entires, reduced upper floors, variable wall planes, and covered porches/entries help achieve the large house look				
Timnath	- Walls that can be seen from Public street shall be treated as a primary building façade				
Wellington					
Windsor	Within the Commercial Corridor Plan Area: - Features such as windows, entrances, arcades, porches, pilasters, arbors, awnings, recessed or projecting windows must occur on 75% of façade				

Multifamily Design Criteria

CODE REVIEW (COLORS)					
Communities	**Code Language**	**LUAC**	**Planning Commission**	**Town Council**	**Staff Analysis**
Severance	- Varied building colors are encouraged	- Support expanding existing language to include Evans and Frederick details - Support Town Manager guidance on trim and accent allowance	- Supports LUAC and staff recommendations - Specific standards and requirements established, rather than just guidelines		- Carefully consider how roof color impacts the overall built and natural enviornments - May consider not dictating roof color to be dark
Evans	- Compatible with character of the surrounding area - Reflective, neon, primary and secondary colors shall not be permitted as exterior paint colors on any structure within a MF development, except for trim and accent by approval of the Community Development Director - Acceptable colors include subtle warm and cool colors, earth-tone colors and neutral colors				
Firestone					
Frederick	- Sudued colors and muted tones - Roof material colors should be darker and warm, earth-toned hues that accent and complement other building colors				
Johnstown					
Timnath					
Wellington					
Windsor	Within the Commercial Corridor Plan Area: - Earth tone w/ low reflectance as primary color				

Multifamily Design Criteria

CODE REVIEW (ROOF FORMS)					
Communities	**Code Language**	**LUAC**	**Planning Commission**	**Town Council**	**Staff Analysis**
Severance		- Support Frederick language - Encourage solar on carport structures, if utilized in development. - Look at solar code language in the future	- Supports LUAC and staff recommendations - Interest in Firestone and Timnath language with varied roof forms; range of sloped roofs - Specific standards and requirements established, rather than just guidelines		- Frederick language could be expanded on to include additional roof elements and establishing at least 2 shall be included, rather than at least 1 - Consider roof materials and what the Town is comfortable allowing. Metal can be used elequently as an accent material (copper style roof features) that breaks up larger roof forms. Some communities require asphalt shingles, which limits options for a more sustainable roof, such as concrete and metal. Specifics for metal should be clear, using images and quality guidance. - Solar language could be part of sustainable regulations or guidelines that the Town could consider adopting to include other topic areas, in addition to solar. Could also require EV charging at a certain ratio of required parking - Could require large MF projects (based on unit counts) provide carport structures at a certain ratio that is open parking (not an additional fee)
Evans	- Gable, gambrel, hipped or otherwise broken up through varying planes - Ridgelines no longer than 25' in any one direction and have two changes of elevations of at least 1'; contains four or more gables facing the front property line: including “false” or nonstructural gables; chipped gable ends of at least 2 triangular areas with a slope of at least 4:12 and where the ridgelines terminate at least 2' in from the exterior plane				
Firestone	- A variety of roof forms is strongly encouraged - Shall incorporate roof pitches of between 3:12 and 12:12; however, alternative roof forms may be permitted at the discretion of the Director - Roof overhangs shall be a minimum of 12" to establish strong shadow lines and complement the pitch and architectural style of the structure				
Frederick	- Shall feature a combination of primary and secondary roofs - Primary pitched roofs shall be articulated by at least 1 of the following elements: 1) Changes in plane and elevations; 2) Dormers, gables or clerestories; or 3) Transitions to secondary roofs over entrances, garages, porches or bay windows				
Johnstown	- Sloped roofs and varied roof height				
Timnath	- Shall be appropriate to the architectural style of a building - Where exposed to public view, roof material shall be selected from enameled standing seam metal, concrete or clay tiles, copper metal, or wood textured (architectural grade) or composition asphalt shingles - The use of plastic, fiberglass, other metal, or glass visible to public view is prohibited				
Wellington					
Windsor	Within the Commercial Corridor Plan Area: - Minimum 3:12 pitch				

Multifamily Design Criteria

CODE REVIEW (OPEN SPACE)					
Communities	**Code Language**	**LUAC**	**Planning Commission**	**Town Council**	**Staff Analysis**
Severance	- Plazas and outdoor gathering spaces, outdoor dining, patios, etc. are encouraged - Shall provide: A minimum 25% of the gross land being subdivided as functional open space as defined in Section16.12.240, with the following break down related to usable and non-usable: 1) 10% to 20% of the open space must be passive such as detention, trails, parkways, and conservation areas, etc.; 2) 5% to 10% of the open space must be active open space such as turf activity areas, playgrounds, pavilions, etc.; 3) Pocket parks are not allowed as park improvement unless granted by the Board of Trustees - A minimum of 1 centrally located park: location and extent of park will be determined through platting process and approved by the Board of Trustees on a case-by-case basis - Land for 1 community park or a fair-share, cash-in-lieu contribution for the park that will serve the development - An internal trail system and trails design	- Support existing criteria and suggest changing the cash-in-lieu criteria to be market value versus fair-share value - Access to parks and overall accessibility should be expanded on and required - Favor larger percentage of active open space, versus large areas of passive active space - Maintenance needs to be carefully accounted for	- Support LUAC and staff recommendations - Support a higher percentage of required active open space - Ensure passive open space areas can be easily maintained as designed		- Agree w/ market value approach - Suggest modifying the language that notes trails as passive open space as these are active amenities - In addition, detention areas can and should be designed to be useable or natural areas, rather than a grass bowl with a concrete pan. Some communities allow these to be underground facilities, that allow a park or other amenity to be placed over the top - based on grading and existing detention facilities - Suggest increasing the 5-10% acive open space criteria. Includes establishing criteria for park types/features and size of open play areas; it is not unreasonable to see some active open space requirements in the 30-40% range, depending on if sidewalks and patios are considered in the equation.
Evans					
Firestone					
Frederick	- Shall provide: (a) A minimum of 25% of the gross land being subdivided as functional open space which may include: pocket parks, plazas, trails, recreational amenities, HOA-owned or landowner-owned landscaped areas (excluding roads, drives, and parking lots), natural areas and amenities for residents or other civic purposes; (b) 1 centrally located pocket park for every 200 units; (c) The land for 1 neighborhood park within a 1/4-mile radius of the proposed homes; or a fair-share, cash-in-lieu contribution for the neighborhood park that will serve the development				
Johnstown	- Minimum livability open space per dwelling unit is 900 sqft - In PUD areas, at least 30% of the site is to be in open area, including landscaped buffers and amenities, while 10% of the site is to be in park and recreation use (Town Design Guidelines)				
Timnath	- Minimum 25% of the gross land being subdivided for use as open space, with 50% of that being USABLE OPEN SPACE - Pocket parks of at least 0.5 acres for every 100 Dwelling Units or portion thereof which shall be constructed in the subdivision and maintained by the HOA or special district; see the definition of Usable Open Space for allowed uses - An internal trail system connecting throughout the development, and trails as designed in the Town Parks, Recreation, Open Space and Trails Plan				
Wellington	- Shall include at a minimum: a. 25% of the gross land being subdivided as functional open space, which may include pocket parks, plazas, trails, recreational amenities, HOA or landowner owned landscaped areas (excluding parking lots), natural areas and amenities for residents or other civic purposes; b. 1 centrally located pocket park for every 200 residential units; c. The land for 1 neighborhood park within ¼ mile radius of the proposed homes or a fair-share, cash-in-lieu contribution for the neighborhood park that will serve the development; and d. An internal trail system, taking into account trails designated in the Comprehensive Plan and the Park Plan				
Windsor	- 20% of Site				

Multifamily Design Criteria

CODE REVIEW (LANDSCAPING)					
Communities	**Code Language**	**LUAC**	**Planning Commission**	**Town Council**	**Staff Analysis**
Severance		- Supports Wellington language, but remove buffer language of #4 - address in buffering language and make this context sensitive	- Supports LUAC and staff recommendations - Push for xeriscaping and native grass, possibly non-potable requirements for new developments - Specific standards and requirements established, rather than just guidelines		
Evans	- 1 tree and 5 shrubs for every 3,000 sqft - No more than 25% of the required number of trees shall be ornamental - Structures containing more than 4 units shall have foundation plantings containing an average of 1 shrub for every 5' - All land not within the bldg. footprint or otherwise overlain by impervious surface or gravel shall be landscaped with shrubs, sod, or other groundcover				
Firestone	- A minimum of 15% of the entire lot with landscaping of live plant materials - Install trees on-site, a minimum of 1 tree per 1,000 sqft of landscaped area, distributed on the site - Install a minimum of 1 shrub per 150 sqft of landscaped area - Shrubs shall be distributed into groupings throughout the site and located within planting beds - Trees may be substituted for up to 1/2 of the required shrubs at the rate of 1 tree for 10 shrubs and vice-versa, subject to Town approval - Install groundcover - xeriscape landscaping is encouraged - Native grass shall be weed-free and maintained at an appropriate height according to species - Use of irrigated turf is discouraged unless installed within a non-potable irrigation system and shall be minimized to the maximum extent reasonably practicable. ** Water-efficient irrigation system for all landscaped areas is required and connection to a nonpotable water source if available				
Frederick	- Minimum of 20% of the site shall be maintained as landscaped area - Minimum of 75% live materials between the front of the dwelling or structure and the curb unless approved by the Town - No less than 40% of the required landscaped area shall be maintained as drought tolerant turf grass, unless otherwise approved by the Town - No less than an additional 25% of landscaped area shall be covered in other live plant materials such as ground cover, shrubs, ornamental grass, etc. - Minimum of 2 trees and 4 shrubs per 1,000 sqft of landscaped area, distributed on the site - 1 tree may be substituted for 4 shrubs, or vice-versa provided the development meets screening, buffering, and other landscape requirements of the Code				

Multifamily Design Criteria

CODE REVIEW (LANDSCAPING)					
Communities	**Code Language**	**LUAC**	**Planning Commission**	**Town Council**	**Staff Analysis**
Severance		- Support Wellington language, but remove buffer language of #4 - address in buffering language and make this context sensitive	- Supports LUAC and staff recommendations - Push for xeriscaping and native grass, possibly non-potable requirements for new developments - Specific standards and requirements established, rather than just guidelines		
Johnstown	- Entry features should be used to highlight access to the development and provide a point of interest along the street - Strong perimeter landscaping is encouraged - Extensive landscaping of common open space areas and parking is encouraged - Provision of amenities is encouraged to maintain the residential character of the development - Common open space areas will have irrigated live ground cover over at least 75% of the area - Common open space shall be landscaped at a ratio of at least 1 tree and 5 shrubs for every 4,500 sqft of landscaped area - Up to 30% of the required shrubs may be substituted by trees at the rate of 1 tree for 10 shrubs - At least 50% of the trees will be overstory/shade deciduous species and 25% of the trees will be coniferous species, where appropriate				
Timnath	- Landscaped areas shall be covered with grass or other types of live or organic ground cover - Planting and irrigation shall be established prior to issuance of a CO				
Wellington	- In addition to ROW, shall provide: 1) Site trees - subject to water conservation practices, a minimum of 1 tree / 1,000 sqft of landscaped area 2) Shrubs - minimum of 1 shrub / 150 sqft of landscaped area: Shall be grouped and distributed throughout the site; With the Board of Trustees' approval, trees may be substituted for up to ½ of the required shrubs at the rate of 1 tree for 10 shrubs 3) Ground cover - irrigated turf maintained to appropriate standards for active recreation in areas. Where appropriate,native grass for areas that will not function as active recreation areas. Native grass must be weed-free and maintained at a maximum height of 8". Shall be a minimum of 75% live materials between the front of the house and the curb unless approved by the Board 4) Landscape setback to parking lots 30' from arterials or 25' from other streets. Setback provides a buffer between street parking areas. May be reduced to 15' if used in combination with a 3-4' masonry or stone decorative wall. Signage may be included				
Windsor					

Multifamily Design Criteria

CODE REVIEW (STREETSCAPE)					
Communities	**Code Language**	**LUAC**	**Planning Commission**	**Town Council**	**Staff Analysis**
Severance	- Perimeter treatment adjacent to roadways should include a landscape buffer of varying width with a minimum width of 20' - A meandering community pathway a minimum of 10' wide shall be located within the buffer - The use of shade trees is encouraged along greenbelt community pathways	- Support Timnath language being incorporated w/ existing code requirements	- Supports LUAC and staff recommendations - Likes Johnstown language - Specific standards and requirements established, rather than just guidelines		- Streetscape design should also take into account context and utilize the recently adopted corridor plans for context and guidance
Evans	- 1 shade tree / 35' of street frontage shall be installed in the ROW or within 10' of the ROW				
Firestone	- 1 deciduous or ornamental street tree for every 40' of street frontage or portion thereof, with a minimum of 2 trees per lot for lots that have a minimum width of 60' - Street trees shall be planted within the tree lawn portion of the ROW with adequate spacing to allow for the mature spread of the trees - When a tree lawn is not provided, trees shall be planted within 10' of the back of curb				
Frederick	- 1 tree for every 40' of road frontage or curb - Arterial, Collector and local streets: shall install tree lawns with live groundcover, including a combination of grass, flowers, street trees, and mulch (Arterial Only): and planter beds, ornamental structures, paving and 1 shrub for every 150 sqft of landscape area clustered into planting beds				
Johnstown	- ROW will be landscaped at a ratio of at least 1 tree and 5 shrubs for every 1,000 sqft of landscaped area - For narrow landscaped areas, at least 1 tree for every 50' of ROW shall be required - At least 75% of the trees will be overstory/shade deciduous species and 25% of the trees will be coniferous species, where appropriate - Evergreen trees must be placed a minimum of 10' off the southern edge of bikepath or curb to minimize shading and icing concerns where possible - Trees will be placed to create a street tree canopy that provides an aesthetic gateway along arterial streets, and functions to cool street pavement - Trees will be planted primarily between the curb and the bikepath when the bikepath is detached from the curb, and unless not appropriate due to utilities, highway restrictions or other physical constraints - Shrubs may be used to buffer on-site areas and to provide pedestrian separation between the bikepath and the street - Irrigated grass will be the primary ground cover except for shrub bed areas				

Multifamily Design Criteria

CODE REVIEW (STREETSCAPE)					
Communities	**Code Language**	**LUAC**	**Planning Commission**	**Town Council**	**Staff Analysis**
Severance	- Perimeter treatment adjacent to roadways should include a landscape buffer of varying width with a minimum width of 20' - A meandering community pathway a minimum of 10' wide shall be located within the buffer - The use of shade trees is encouraged along greenbelt community pathways	- Support Timnath language being incorporated w/ existing code requirements	- Supports LUAC and staff recommendations - Likes Johnstown language - Specific standards and requirements established, rather than just guidelines		- Streetscape design should also take into account context and utilize the recently adopted corridor plans for context and guidance
Timnath	- A green space, or pedestrian area, at least 6' in width shall be provided parallel to the street - A green strip 10' in width shall be planted with at least 1-large, deciduous tree per 35' of frontage				
Wellington	Street Trees: 1 deciduous or ornamental tree for every 40' of block frontage or portion thereof - Street trees shall be planted within the tree lawn portion of the ROW with spacing to allow for the mature spread of the trees Collector streets: shall be landscaped with live ground cover, including a combination of grass, trees, flowers, grass or shrubs - In commercial areas, particularly in the downtown district, collector streets may be paved in areas which function as pedestrian access to storefronts and which are integrated into the overall design of the other improvements on the site Arterial streets: shall be landscaped with live ground cover as appropriate to the use and function of the area, including a combination of grass, trees, flowers, paving and 1 shrub / 150 sqft of landscape area clustered into planting beds - New development shall install an automatic irrigation system for all landscaping within arterial ROW				
Windsor	- 1 street tree / 40'				

Multifamily Design Criteria

CODE REVIEW (PEDESTRIAN CONNECTIONS)					
Communities	**Code Language**	**LUAC**	**Planning Commission**	**Town Council**	**Staff Analysis**
Severance	- Pedestrian connectivity within and to adjacent development is required - Off-street pedestrian linkage can be accomplished by the use of open greenway/corridors with meandering trails or paths - Pedestrian walks and spaces shall be provided as necessary to ensure that projects are easily navigated and enjoyable for the pedestrian	- Support expanding the existing language by including Frederick language and amenities along connections - Support staff's recommendation of requiring a pedestrian connection exhibit, showing internal trail and sidewalk networks tying into the surroudning system; and how these tie into the regional trail system; also must clearly identify how pedestrians are safely crossing the roadways	- Supports LUAC and staff recommendations - Specific standards and requirements established, rather than just guidelines		- Using the exhibit approach will also help identify off-site improvements that may need to be made by a developer to build out pedestrian connections, similar to roadway systems. Will also help identify crosswalk improvements that may need to be part of the development
Evans					
Firestone	- Walkways required for internal circulation - All sidewalks shall be detached and separated by a tree lawn that is a minimum of 8' in width except where adjacent to parking				
Frederick	- A pedestrian network that interconnects all dwelling units and uses, and common open space shall be provided throughout each development - Network is made up of sidewalks, walkways, multi-use pathways, and trails - Sidewalks shall be separate and distinct from motor vehicle circulation to the greatest extent possible - Pedestrian circulation system shall include gathering/sitting areas and provide benches, landscaping, and other street furniture where appropriate				
Johnstown	- The public side should provide for landscaped front yard with walkway connections to public sidewalk				
Timnath	- Sidewalks shall be provided along all public streets on the entire frontage of a development site and align with existing sidewalks on adjacent properties including both frontages on corner lots - Minimum width is 5' - Additional width may be required as determined on Site Development Review				
Wellington					
Windsor					

Multifamily Design Criteria

CODE REVIEW (WATER CONSERVATION)					
Communities	**Code Language**	**LUAC**	**Planning Commission**	**Town Council**	**Staff Analysis**
Severance		- Support Windsor's language - Need to clearly identify what the low water plant material is based on and reference the list maintained by separate entity - Look at artificial turf options in active open space areas and limit to play area, play equipment, etc. Do not want the entire oepn space area to be artificial turf	- Supports LUAC and staff recommendations - Like Johnstown and Frederick guideline language - Specific standards and requirements established, rather than just guidelines		- If artificial turf is incorporated as an option or encouraged, consider shading as turf can absorb heat and become warm to the touch, especially here in Colorado with dry air and warm temps.
Evans					
Firestone					
Frederick	- Landscaping plans shall be designed to incorporate water conservation materials and techniques through application of Xeriscape landscaping principles - Xeriscape landscaping principles do not include or allow artificial turf or plants, mulched (including gravel) beds or areas without landscape plant material, paving of areas not required for walkways, plazas or parking lots, bare ground, weed covered or infested surfaces or any landscaping that does not comply with the standards of this Section of the Code				
Johnstown	- Landscaping will be designed to conserve water and other limited resources, and to protect environmentally sensitive areas - Xeriscape designs (water-efficient landscape and irrigation techniques) are encouraged for all projects - All Town projects are required to incorporate xeriscape standards - The use of non-potable water for landscape irrigation shall be required where feasible				
Timnath	- Landscapes shall use the following xeriscape design principles to facilitate water conservation: 1) Appropriate turf selection to minimize the use of bluegrass, use of mulch to maintain soil moisture and reduce evaporation, zoning of plant materials according to their microclimatic needs and water requirements, and improvement of the soil with organic matter if needed; and 2) Well-planned planting schemes that include an efficient irrigation system, proper maintenance and an appropriate watering schedule				
Wellington					
Windsor	- A minimum of 65% of the shrubs shall be classified as very low or low water use - No more than 15% of shrubs or trees shall be classified as high water use - Sites over 3 acres shall be organized into distinct hydrozones according to their microclimatic needs and water requirements - Plants with similar water requirements shall be grouped together in the same irrigation zones - Grass turf areas classified as medium or high water use shall be limited to high use or high visibility areas - Grass varieties listed as low water use may be used without limitation				

Multifamily Design Criteria

CODE REVIEW (AMENITIES)					
Communities	**Code Language**	**LUAC**	**Planning Commission**	**Town Council**	**Staff Analysis**
Severance	- Seating, outdoor dining, trash receptacles, bike racks for public use and other such features shall be required	- Support adding in Johnstown language, but removing the word 'large' from the last bullet and requiring these amenities for all developments	- Support LUAC and staff recommendations - Want to see specific standards and requirements established, rather than just guidelines		- Suggest incorporating a minimum threshold for the amenities, such as minimum playground amenities or requirement to be for all ages, common plazas is open ended - Consider a tiered points system based on development size (number of units) - For example: -- Seasonal Planting areas, flowering trees = 1 point -- Community gardens, seating walls = 2 points -- Play structures, gazebos = 3 points -- Pool, clubhouse, rec center = 5 points
Evans	- Sites larger than 15 acres = common areas shall contain at least 3 of the following features: 1) seasonal planting areas; 2) large, flowering trees; 3) community garden; 4) seating; 5) pedestrian-scaled lighting; 6) gazebos or other decorative structures; 7) play structures for children ages 5 to 12; or 8) natural environmental features				
Firestone					
Frederick					
Johnstown	- Should be appropriate to the anticipated occupants and at the minimum include: common plazas and parks, playgrounds and paths - Large developments should provide clubhouses and recreation facilities such as fitness centers				
Timnath					
Wellington					
Windsor					

AGENDA ITEM SUMMARY

AGENDA ITEM	SUBMITTED BY	PRESENTED BY
Ordinance 2022-14: An Ordinance of the Town Council of the Town of Severance, Colorado, Calling an Election on November 8, 2022, and Submitting to the Voters a Ballot Issue to Authorize a Use Tax on the Privilege of Storing, Using, or Consuming within the Town any Motor and other Vehicles for which Registration is Required, for the Purpose of Funding Transportation Maintenance and Improvement Projects; and to Approve the Ballot Title and Text of the Ballot Issue to be Submitted at such Election	Mary Lynn Macsalka, Town Attorney Nicholas Wharton, Town Manager	Nicholas J. Wharton, MPA Mary Lynn Macsalka, Town Attorney's Office

ACTION REQUESTED

Management asks that the Town Council review and discuss Ordinance 2022-14 and take action.

- Actions that may be taken:
  - Move to approve Ordinance 2022-14
  - Take no action

Ordinance
Action Requested
Discussion
Attorney Approved

BRIEF SUMMARY

This ordinance would call an election on November 8, 2022, and fix the title for a ballot question asking the Town's voters to authorize a 3% use tax upon the privilege of storing, using, or consuming in the Town any motor and other vehicles for which registration is required by the laws of the State. The Town is required to seek advance voter approval for any new tax or tax policy change resulting in a net revenue gain, under Colo. Const. Art.X, Sec. 20, also known as the Taxpayer's Bill of Rights or "TABOR".

The proposed use tax on motor and other vehicles would be imposed on all vehicles requiring registration under the laws of the State of Colorado, including, but not limited, trailers, semitrailers, trailer coaches, motorcycles, or other vehicles that are primarily designed to be operated or drawn upon a highway. The Town is already collecting sales taxes on purchases and leases of vehicles that take place within the Town. However, a use tax on motor and other vehicles is necessary for the Town to collect tax on vehicles purchased outside of the Town.

Significantly, when Town residents and businesses purchase a vehicle outside of the Town, they may end up paying use tax on the vehicle to other municipalities that share a zip code with Severance.

This is because the state's sales and use tax GIS database--used by dealerships and Weld County to determine taxes due on a vehicle at the time of purchase or registration based on the purchaser's address--currently lacks a "layer" identifying Severance addresses for purposes of use tax. This results in dealerships and/or Weld County erroneously associating a Severance address with another municipality's use tax on motor vehicles, and has resulted in Town residents and businesses erroneously paying vehicle use tax to other municipalities.

If the Town's voters approve the ballot question in Ord. No.14, a new layer identifying Severance addresses will be added to the state's GIS database for purposes of vehicle use tax collection, beginning January 1, 2023. Thereafter, dealerships will be able to collect Severance use taxes on vehicles purchased outside of the Town. If Severance use tax is not collected by a dealer at the time of sale, the Weld County Clerk collects the use tax at the time of registration and titling. Use taxes collected for vehicles after January 1, 2023, will be remitted by either the dealer or the Weld County Clerk to the Weld County Treasurer's Office, which will then pay the taxes to the Town pursuant to an MOU to be executed between the Town and the County.

At the Council's direction, the ordinance has been drafted to provide that the revenues generated by the use tax on motor and other vehicles will be used to preserve, maintain, improve, and expand the Town’s transportation facilities and related infrastructure. The use tax will be implemented by an ordinance to be presented to the Town Council later this year, which will amend the Town's Code with the necessary provisions subject to the Town's voters approving the ballot measure at the election on November 8, 2022.

PUBLIC SUPPORT/CONCERN

None at this time.

ANALYSIS AND RECOMMENDATION

Town Staff recommends the Council approve the ordinance.

MATERIALS SUBMITTED

The following materials were submitted and included in this packet:

1. Ord 2022-14 Motor Vehicle Use Tax Ballot Question (7.18.2022)
2. Presentation - O-2022-14
3. Ord 2022-14 As Amended - Motor Vehicle Use Tax Ballot Question

TOWN OF SEVERANCE
ORDINANCE NO. 2022-14

AN ORDINANCE OF THE TOWN COUNCIL OF THE TOWN OF SEVERANCE, COLORADO, CALLING AN ELECTION ON NOVEMBER 8, 2022, AND SUBMITTING TO THE VOTERS A BALLOT ISSUE TO AUTHORIZE A USE TAX ON THE PRIVILEGE OF STORING, USING, OR CONSUMING WITHIN THE TOWN ANY MOTOR AND OTHER VEHICLES FOR WHICH REGISTRATION IS REQUIRED, FOR THE PURPOSE OF FUNDING TRANSPORTATION MAINTENANCE AND IMPROVEMENT PROJECTS; AND TO APPROVE THE BALLOT TITLE AND TEXT OF THE BALLOT ISSUE TO BE SUBMITTED AT SUCH ELECTION

WHEREAS, the Town of Severance, Colorado (the "Town"), is a home-rule town duly organized and existing under the Constitution of the State of Colorado and the Home Rule Charter of the Town; and

WHEREAS, the Town provides transportation facilities and related infrastructure improvements to the community to facilitate and promote the safe and efficient travel of vehicles and pedestrians; and

WHEREAS, the Town presently imposes a sales tax at the rate of 3.0%, and a use tax on construction materials at the rate of 3.0%, pursuant to Chapter 4, Article 3, of the Severance Municipal Code as general revenue raising measures; and

WHEREAS, the Town Council of the Town (the "Town Council") has determined that additional revenues are required in order to preserve, maintain, improve, and expand the Town's transportation facilities and related infrastructure improvements in order to protect, preserve, and promote the public health, safety, and welfare of the Town's residents; and

WHEREAS, the Town Council determines that the additional revenues needed by the Town should be generated by imposing the Town's use tax of 3.0% on the privilege of storing, using, or consuming, within the Town, motor and other vehicles for which registration is required, purchased at retail, and that the revenues generated by such tax should be used to improve and enhance the safety, security, and quality of life of the Town's residents, by funding the preservation, maintenance, improvements, and expansion of the Town's transportation facilities and related infrastructure improvements; and

WHEREAS, the Town Council has further determined that, because the Town of Severance shares zip codes with four other municipalities, two of which collect use tax on motor vehicles,[1] residents of the Town have erroneously been made to pay use taxes on motor vehicles to other municipalities at the time of purchasing or registering a vehicle; and

---

[1] Severance shares zip codes with Ault, Eaton, Fort Collins, and Windsor. Ault and Fort Collins impose use tax on motor and other vehicles requiring registration, while Eaton and Windsor do not.

WHEREAS, the Town Council determines it is necessary to ensure the Town has the authority and the means to capture use taxes paid on motor and other vehicles registered to addresses in the Town so that the revenues from such use taxes may be expended for the benefit the Town's residents and businesses, instead of in neighboring municipalities; and

WHEREAS, the Town Council determines it is in the best interest of the residents of the Town to present a ballot question to the eligible electors of the Town at the November 8, 2022, election to authorize the imposition and collection of a 3.0% use tax upon the storage, use, or consumption within the Town of motor and other vehicles for which registration is required, and the uses of the revenues generated by such use tax.

NOW, THEREFORE, BE IT ORDAINED BY THE TOWN COUNCIL OF THE TOWN OF SEVERANCE, COLORADO, as follows:

Section 1. Upon adoption of this ordinance by the Town Council of the Town, this ordinance shall be submitted to a vote of the Town's registered electors on November 8, 2022 (the "Election Date"), which is the next coordinated election. The election shall be conducted in accordance with section 20, article X of the Constitution of the State of Colorado; Article 2, Title 29, C.R.S.; Article 10, Title 31, C.R.S.; and all other applicable provisions of law. As provided in Section 2.01 of the Town Severance Home Rule Charter, Section 2-1-10 of the Severance Municipal Code, and Section 31-10-102.7, C.R.S., the election shall be conducted as a coordinated election pursuant to the requirements and procedures of the "Uniform Election Code of 1992", Articles 1 to 13 of Title 1, C.R.S. At said election, the ballot issue, including absentee ballots, shall state the substance of the issue to be voted on and so stated shall constitute the ballot title, designation, and submission clause, which shall be in the following form:

BALLOT TITLE AND TEXT OF BALLOT ISSUE

Use Tax on Motor Vehicles and Other Vehicles for Which Registration Is Required

SHALL THE TOWN OF SEVERANCE'S TAXES BE INCREASED BY $_____ ANNUALLY IN THE FIRST FULL FISCAL YEAR, COMMENCING JANUARY 1, 2023, AND BY SUCH ADDITIONAL AMOUNTS AS ARE RAISED ANNUALLY THEREAFTER, THROUGH THE IMPOSITION OF A THREE-PERCENT (3%) USE TAX UPON THE PRIVILEGE OF STORING, USING, OR CONSUMING IN THE TOWN ANY MOTOR AND OTHER VEHICLES FOR WHICH REGISTRATION IS REQUIRED BY THE LAWS OF THE STATE, BEGINNING JANUARY 1, 2023, AND CONTINUING THEREAFTER, SUCH REVENUES TO BE COLLECTED, RETAINED, AND SPENT FOR THE PURPOSE OF FUNDING THE PRESERVATION, MAINTENANCE, IMPROVEMENT, AND EXPANSION OF THE TOWN'S TRANSPORTATION FACILITIES AND RELATED INFRASTRUCTURE, AND SHALL THE TOWN BE PERMITTED TO COLLECT, RETAIN, AND SPEND ALL REVENUES DERIVED FROM SUCH TAX AS A VOTER-APPROVED REVENUE CHANGE AND AN EXCEPTION TO LIMITS WHICH WOULD OTHERWISE APPLY UNDER ARTICLE X, SECTION 20 OF THE COLORADO CONSTITUTION OR ANY OTHER LAW?

YES ____ NO ____

Section 2. Prior to or upon approval of the above ballot issue by a majority of the registered electors voting thereon, Town Council shall enact an implementing ordinance consistent with all of the terms and conditions contained in the above ballot issue.

Section 3. Upon approval of the above ballot issue by a majority of the registered electors voting thereon, the funds generated by the new use tax will be appropriated as determined by the Town Council of the Town of Severance in its sole discretion, in accordance with the provisions of this ordinance and any subsequent implementing ordinance, and nothing contained herein shall be construed as creating a claim by any individual, group, or entity for receipt of such funds.

Section 4. Pursuant to the Uniform Election Code of Colorado Revised Statutes, the election of November 8, 2022, shall be conducted as a coordinated election and the Election Official is hereby authorized and directed to take all such actions as are necessary or desirable thereunder to effectuate the election as a coordinated election.

Section 5. The Council appoints Leah Vanarsdall, Town Clerk, as the designated election official (the "Election Official") for purposes of the election. The Election Official shall have all the rights and obligations prescribed under statutes for such an Election Official in the conduct of a coordinated election and shall act as primary liaison between Weld County Clerk and the Town with respect to the election as provided in the Intergovernmental Agreement.

Section 6. The Town Council authorizes the Town Clerk, to enter into and carry out the terms of an Intergovernmental Agreement (the "Intergovernmental Agreement") with the Weld County Clerk as required by state statute, describing the allocation of responsibility among the County Clerk, the Town, and the other political subdivisions in the County for the preparation and the conduct of the election and the provision for reasonable sharing of the cost of the election among the County, the Town, and the other participating political subdivisions.

Section 7. If any article, section, paragraph, sentence, clause or phrase of this ordinance is held to be unconstitutional or invalid for any reason, such decision shall not affect the validity or constitutionality of the remaining portions of this resolution. The Town Council hereby declares that it would have passed this ordinance and each part or parts hereof irrespective of the fact that any one part or parts be declared unconstitutional or invalid.

Section 8. All other ordinances or portions thereof inconsistent or conflicting with this ordinance or any portion hereof are hereby repealed to the extent of such inconsistency or conflict.

Section 9. This ordinance is deemed necessary for the immediate protection of the health, welfare and safety of the community.

INTRODUCED, READ, ADOPTED, APPROVED, AND ORDERED PUBLISHED IN FULL this ____ day of _____, 2022.

TOWN OF SEVERANCE, COLORADO

_____
Matthew Fries, Mayor

ATTEST:

_____
Leah Vanarsdall, MMC, Town Clerk

APPROVED AS TO FORM:

_____
Hayashi & Macsalka, LLC, Town Attorney

Ord. No. 2022-14
Motor Vehicle Use Tax Ballot Issue

Ord. No. 2022-14

- Overview of Ord. No. 2022-14
- Next Steps and Election
- Overview of Motor Vehicle Sales and Use Taxes
- Collection Issue Ord. No. 2022-14 Seeks to Address
- If Ballot Issue Approved by Voters …
- Proposed Amendments

Overview of Ord. No. 2022-14

- Calls an election on November 8, 2022, and submits ballot issue to Severance voters, as required by TABOR
- Ballot issue would authorize Town to collect Town's **3% use tax** on "motor and other vehicles" purchased at retail for which registration is required under state law
- Revenues to be used to preserve, maintain, and improve transportation facilities

Ord. No. 2022-14 – Next Steps

- <u>Separate ordinance</u> will be presented to Town Council on August 9 to add implementing provisions to Code:
  - Effective January 1, 2023, if ballot issue approved by voters
  - Implement levy of use tax on “motor and other vehicles”
    - for which registration is required by state law; and
    - purchased at retail on or after 1/1/2023
  - Address collection of use tax by Weld County Clerk and remittance to Town by Weld County Treasurer

Ord. No. 2022-14 – Next Steps (cont.)

- Ordinance authorizes Town Clerk to enter into IGA with Weld County Clerk to coordinate election and to share costs of election
- 45 days before election - Town Clerk to prepare and submit TABOR Ballot Issue Notice to Weld County Clerk
- 30 days before election - Weld County Clerk will mail TABOR notices to voters
- November 8, 2022 – Election Day

Overview Motor Vehicle Sales and Use Taxes

- Sales taxes and use taxes are *complementary*
  - <u>Sales taxes</u> are collected on:
    - Sales of tangible personal property (TPP)
    - Purchased at retail (not for wholesale / resale)
    - Usually at time of sale and at point of sale
  - <u>Use taxes</u> are collected on:
    - The use, storage, or consumption of TPP within a jurisdiction
    - Purchased by the owner/user at retail
    - <u>When sales taxes not already paid or collected at time of sale</u>

Overview Motor Vehicle Sales and Use Taxes (cont.)

- SALES TAXES on motor vehicles:
  - Collected at the time of sale when purchaser lives in same jurisdiction as the location of sale
    - Vehicles are tangible personal property
    - State is collecting **Severance sales tax (3%)** on:
      - Private party sales of vehicles within the Town,
      - Monthly lease payments on vehicles within the Town
      - Direct deliveries by dealerships to residences/business in the Town

Overview Motor Vehicle Sales and Use Taxes (cont.)

- USE TAXES on motor vehicles:
  - Collected at the time of sale when purchaser does not live in same jurisdiction as the location of sale (usu. by dealership)

    OR
  - Collected at time of registration by county clerk (if not already collected by dealership)
    - All sales and use taxes must be paid before county clerk will issue registration, title, or plates (state law)

  - Severance does not currently have a local use tax on motor vehicles.

Ord. No. 2022-14 Addresses A Collection Issue

- Dealerships and the Weld County Clerk use **GIS-based sales and use tax database**
  - To determine sales and use taxes due on motor vehicles
  - Based on **purchaser's address**
- **Severance shares zip codes** with Ault, Eaton, Fort Collins, and Windsor
  - These municipalities collect sales tax and/or use tax on motor vehicles

Ord. No. 2022-14 Addresses A Collection Issue (cont.)

- Dealerships and the Weld County Clerk check the GIS database to determine sales or use tax due on a vehicle
- GIS database has a Severance sales tax "layer" but no use tax "layer"
  - Severance addresses often associated with surrounding municipalities because of shared zip codes
  - → → Severance residents erroneously pay use taxes on vehicle purchases to other municipalities because of shared zip code

If ballot issue approved by voters…

- State Sales and Use Tax Databases Updated on January 1, 2023
- Collection Starts January 1, 2023: When a Town resident purchases a vehicle, Town use tax will be collected:
  - By Dealership at time of sale
    - Dealership remits use tax collected to the Weld County Treasurer

      OR
  - By Weld County Clerk when the vehicle is registered
    - If a dealership does not collect the Town's use tax at the time of sale
    - If the purchaser does not buy the vehicle from a dealership

If ballot issue approved by voters… (cont.)

- Weld County Treasurer Remits Use Tax to Town:
  - Weld County Treasurer collects all Town vehicle use taxes received from dealerships or through the Weld County Clerk
  - Treasurer transmits funds to the Town monthly (or per IGA).
  - Treasurer retains 5% of funds as service fee for collecting the funds on behalf of the Town.

*A Note About Leased Vehicles:

- Vehicles leased from a dealership will not be affected by new vehicle use tax.
- Residents leasing vehicles already paying Town's sales tax with monthly lease payments.

Proposed Amendments to Ord. No. 2022-14

- Amend title of ordinance to clarify that use tax will be collected on vehicles *purchased at retail* (on or after effective date of 1/1/2023)
- Amend recitals to replace last recital on page 1 and associated footnote with new recital clarifying collection problem Town desires to solve
- Amend Ballot Title and Text in Section 1 of ordinance to:
  - Clarify that use tax will be collected on vehicles *purchased at retail* (on or after effective date of 1/1/2023)
  - Insert estimated first full fiscal year (2023) revenues, as required under TABOR

TOWN OF SEVERANCE
ORDINANCE NO. 2022-14

AN ORDINANCE OF THE TOWN COUNCIL OF THE TOWN OF SEVERANCE, COLORADO, CALLING AN ELECTION ON NOVEMBER 8, 2022, AND SUBMITTING TO THE VOTERS A BALLOT ISSUE TO AUTHORIZE A USE TAX ON THE PRIVILEGE OF STORING, USING, OR CONSUMING WITHIN THE TOWN ANY MOTOR AND OTHER VEHICLES PURCHASED AT RETAIL FOR WHICH REGISTRATION IS REQUIRED, FOR THE PURPOSE OF FUNDING TRANSPORTATION MAINTENANCE AND IMPROVEMENT PROJECTS; AND TO APPROVE THE BALLOT TITLE AND TEXT OF THE BALLOT ISSUE TO BE SUBMITTED AT SUCH ELECTION

WHEREAS, the Town of Severance, Colorado (the "Town"), is a home-rule town duly organized and existing under the Constitution of the State of Colorado and the Home Rule Charter of the Town; and

WHEREAS, the Town provides transportation facilities and related infrastructure improvements to the community to facilitate and promote the safe and efficient travel of vehicles and pedestrians; and

WHEREAS, the Town presently imposes a sales tax at the rate of 3.0%, and a use tax on construction materials at the rate of 3.0%, pursuant to Chapter 4, Article 3, of the Severance Municipal Code as general revenue raising measures; and

WHEREAS, the Town Council of the Town (the "Town Council") has determined that additional revenues are required in order to preserve, maintain, improve, and expand the Town's transportation facilities and related infrastructure improvements in order to protect, preserve, and promote the public health, safety, and welfare of the Town's residents; and

WHEREAS, the Town Council determines that the additional revenues needed by the Town should be generated by imposing the Town's use tax of 3.0% on the privilege of storing, using, or consuming, within the Town, motor and other vehicles for which registration is required, purchased at retail, and that the revenues generated by such tax should be used to improve and enhance the safety, security, and quality of life of the Town's residents, by funding the preservation, maintenance, improvements, and expansion of the Town's transportation facilities and related infrastructure improvements; and

~~**WHEREAS,** the Town Council has further determined that, because the Town of Severance shares zip codes with four other municipalities, two of which collect use tax on motor vehicles,[1] residents of the Town have erroneously been made to pay use taxes on motor vehicles to other municipalities at the time of purchasing or registering a vehicle; and~~

~~[1] Severance shares zip codes with Ault, Eaton, Fort Collins, and Windsor. Ault and Fort Collins impose use tax on motor and other vehicles requiring registration, while Eaton and Windsor do not.~~

WHEREAS, the Town Council finds that the State of Colorado presently collects the Town's sales tax on vehicles purchased and leased within the Town, but without a complementary use tax on vehicles, no Severance tax is collected on vehicles purchased outside of the Town, and, moreover, because the Town of Severance shares zip codes with four other municipalities, all of which collect sales or use tax or both on motor and other vehicles, [1] residents of the Town have been erroneously made to pay sales or use taxes to other municipalities on vehicles purchased outside of the Town even when registered to an address within the Town; and

WHEREAS, the Town Council determines it is necessary to ensure the Town has the authority and the means to capture use taxes paid on motor and other vehicles registered to addresses in the Town so that the revenues from such use taxes may be expended for the benefit the Town's residents and businesses, instead of in neighboring municipalities; and

WHEREAS, the Town Council determines it is in the best interest of the residents of the Town to present a ballot question to the eligible electors of the Town at the November 8, 2022, election to authorize the imposition and collection of a 3.0% use tax upon the storage, use, or consumption within the Town of motor and other vehicles for which registration is required, and the uses of the revenues generated by such use tax.

NOW, THEREFORE, BE IT ORDAINED BY THE TOWN COUNCIL OF THE TOWN OF SEVERANCE, COLORADO, as follows:

Section 1. Upon adoption of this ordinance by the Town Council of the Town, this ordinance shall be submitted to a vote of the Town's registered electors on November 8, 2022 (the "Election Date"), which is the next coordinated election. The election shall be conducted in accordance with section 20, article X of the Constitution of the State of Colorado; Article 2, Title 29, C.R.S.; Article 10, Title 31, C.R.S.; and all other applicable provisions of law. As provided in Section 2.01 of the Town Severance Home Rule Charter, Section 2-1-10 of the Severance Municipal Code, and Section 31-10-102.7, C.R.S., the election shall be conducted as a coordinated election pursuant to the requirements and procedures of the "Uniform Election Code of 1992", Articles 1 to 13 of Title 1, C.R.S. At said election, the ballot issue, including absentee ballots, shall state the substance of the issue to be voted on and so stated shall constitute the ballot title, designation, and submission clause, which shall be in the following form:

BALLOT TITLE AND TEXT OF BALLOT ISSUE

Use Tax on Motor ~~Vehicles~~ and Other Vehicles Purchased at Retail for Which Registration Is Required

[1] Severance shares zip codes with Ault, Eaton, Fort Collins, and Windsor. Ault and Fort Collins impose both sales and use taxes on motor and other vehicles requiring registration, while Eaton and Windsor impose only sales tax.

SHALL THE TOWN OF SEVERANCE'S TAXES BE INCREASED BY $1,500,000 ANNUALLY IN THE FIRST FULL FISCAL YEAR, COMMENCING JANUARY 1, 2023, AND BY SUCH ADDITIONAL AMOUNTS AS ARE RAISED ANNUALLY THEREAFTER, THROUGH THE IMPOSITION OF A THREE-PERCENT (3%) USE TAX UPON THE PRIVILEGE OF STORING, USING, OR CONSUMING IN THE TOWN ANY MOTOR AND OTHER VEHICLES PURCHASED AT RETAIL FOR WHICH REGISTRATION IS REQUIRED BY THE LAWS OF THE STATE, BEGINNING JANUARY 1, 2023, AND CONTINUING THEREAFTER, SUCH REVENUES TO BE COLLECTED, RETAINED, AND SPENT FOR THE PURPOSE OF FUNDING THE PRESERVATION, MAINTENANCE, IMPROVEMENT, AND EXPANSION OF THE TOWN'S TRANSPORTATION FACILITIES AND RELATED INFRASTRUCTURE, AND SHALL THE TOWN BE PERMITTED TO COLLECT, RETAIN, AND SPEND ALL REVENUES DERIVED FROM SUCH TAX AS A VOTER-APPROVED REVENUE CHANGE AND AN EXCEPTION TO LIMITS WHICH WOULD OTHERWISE APPLY UNDER ARTICLE X, SECTION 20 OF THE COLORADO CONSTITUTION OR ANY OTHER LAW?

YES ____ NO ____

Section 2. Prior to or upon approval of the above ballot issue by a majority of the registered electors voting thereon, Town Council shall enact an implementing ordinance consistent with all of the terms and conditions contained in the above ballot issue.

Section 3. Upon approval of the above ballot issue by a majority of the registered electors voting thereon, the funds generated by the new use tax will be appropriated as determined by the Town Council of the Town of Severance in its sole discretion, in accordance with the provisions of this ordinance and any subsequent implementing ordinance, and nothing contained herein shall be construed as creating a claim by any individual, group, or entity for receipt of such funds.

Section 4. Pursuant to the Uniform Election Code of Colorado Revised Statutes, the election of November 8, 2022, shall be conducted as a coordinated election and the Election Official is hereby authorized and directed to take all such actions as are necessary or desirable thereunder to effectuate the election as a coordinated election.

Section 5. The Council appoints Leah Vanarsdall, Town Clerk, as the designated election official (the "Election Official") for purposes of the election. The Election Official shall have all the rights and obligations prescribed under statutes for such an Election Official in the conduct of a coordinated election and shall act as primary liaison between Weld County Clerk and the Town with respect to the election as provided in the Intergovernmental Agreement.

Section 6. The Town Council authorizes the Town Clerk, to enter into and carry out the terms of an Intergovernmental Agreement (the "Intergovernmental Agreement") with the Weld County Clerk as required by state statute, describing the allocation of responsibility among the County Clerk, the Town, and the other political subdivisions in the County for the preparation

and the conduct of the election and the provision for reasonable sharing of the cost of the election among the County, the Town, and the other participating political subdivisions.

Section 7. If any article, section, paragraph, sentence, clause or phrase of this ordinance is held to be unconstitutional or invalid for any reason, such decision shall not affect the validity or constitutionality of the remaining portions of this resolution. The Town Council hereby declares that it would have passed this ordinance and each part or parts hereof irrespective of the fact that any one part or parts be declared unconstitutional or invalid.

Section 8. All other ordinances or portions thereof inconsistent or conflicting with this ordinance or any portion hereof are hereby repealed to the extent of such inconsistency or conflict.

Section 9. This ordinance is deemed necessary for the immediate protection of the health, welfare and safety of the community.

INTRODUCED, READ, ADOPTED, APPROVED, AND ORDERED PUBLISHED IN FULL this ____ day of _____, 2022.

TOWN OF SEVERANCE, COLORADO

_____
Matthew Fries, Mayor

ATTEST:

_____
Leah Vanarsdall, MMC, Town Clerk

APPROVED AS TO FORM:

_____
Hayashi & Macsalka, LLC, Town Attorney

AGENDA ITEM SUMMARY

AGENDA ITEM	SUBMITTED BY	PRESENTED BY
Ordinance 2022-16: An Ordinance of the Town of Severance, Colorado, Amending Chapter 8 of the Severance Municipal Code Pertaining to the Designation and Regulation of truck routes in the Town; and adopting an updated truck route plan for the Town of Severance	Abdul Barzak, Town Planner	Keith Martin, Town Attorney

ACTION REQUESTED

Community Development and Management ask that the Town Council review, discuss, and take action on Ordinance 2022-16: An Ordinance of the Town of Severance, Colorado, Amending Chapter 8 of the Severance Municipal Code Pertaining to the Designation and Regulation of truck routes in the Town; and adopting an updated truck route plan for the Town of Severance. Actions that may be taken:

1. Approve Ordinance 2022-16
2. Take no action

Ordinance Discussion
Attorney Approved
Action Requested

BRIEF SUMMARY

This Ordinance contemplates the weight restriction guidelines for trucks traveling through the town limits. Regulating vehicle weight is essential in maintaining acceptable roadway conditions and ensuring the general safety and efficiency of vehicle travel. Most municipalities in Colorado adopt regulations regarding truck weight found in the Colorado Model Traffic Code (Sections 507-509). Most municipalities also designate truck routes, and a maximum weight would apply to any street outside of a truck route.

PUBLIC SUPPORT/CONCERN

None at this time.

ANALYSIS AND RECOMMENDATION

Management Recommends the Town Council move to approve Ordinance 2022-16.

MATERIALS SUBMITTED

The following materials were submitted and included in this packet:

1. Ordinance 2022-16

TOWN OF SEVERANCE
ORDINANCE NO. 2022-16

AN ORDINANCE OF THE TOWN COUNCIL OF THE TOWN OF SEVERANCE, COLORADO, AMENDING CHAPTER 8 OF THE SEVERANCE MUNICIPAL CODE PERTAINING TO THE DESIGNATION AND REGULATION OF TRUCK ROUTES IN THE TOWN; AND ADOPTING AN UPDATED TRUCK ROUTE PLAN FOR THE TOWN OF SEVERANCE

WHEREAS, Chapter 8, Article 1 of the Severance Municipal Code (the "Code") adopts by reference the 2010 Edition of the Model Traffic Code, with local amendments; and

WHEREAS, the Town is authorized by Article 106 of the Model Traffic Code to designate truck routes and restricted truck routes for all or portions of those streets, highways, public ways or portion thereof within the Town upon which trucks shall operate; and

WHEREAS, Town staff has determined that the current Code provisions require additional amendment to designate and better regulate and enforce truck routes through the Town; and

WHEREAS, Town Council finds and determines that the following amendments to Chapter 8 of the Code promotes the public health, safety, and general welfare of the community; and

WHEREAS, this ordinance is enacted pursuant to the Town of Severance's home rule authority under Article XX, § 6 of the Constitution of the State of Colorado, and pursuant to the Town of Severance's police powers, in order to safeguard and preserve the public health, safety and welfare of the community.

Section 1. Chapter 8, "Vehicles and Traffic," of the Severance Municipal Code is hereby amended by the addition of a new article 3, entitled "Designated Truck Routes and Restricted Use of Streets," to read as follows:

ARTICLE 3 - DESIGNATED TRUCK ROUTES AND RESTRICTED USE OF STREETS

Sec. 8-3-10. Weight and Size Limitation on Certain Streets.

(a) In accordance with Section 106(3) of the Model Traffic Code and when official signs are erected giving notice thereof, no person shall operate a truck or other commercial vehicle, except a self-propelled recreational vehicle or motor home, with a gross vehicle weight in excess of twenty thousand (20,000) pounds on any public street in the Town, except on those streets designated and signed as truck routes. Any vehicle that is over twenty thousand (20,000) pounds or over the size dimensions set forth in the Model Traffic Code as adopted by the Town shall be limited to streets designated and signed as truck routes. Vehicles operating on Town streets in connection with business purposes, emergency vehicles and school buses operating on a regular route are exempt from this requirement as further explained in Subsection (c) below.

(b) When signs are erected giving notice of restrictions or prohibitions upon the use of streets, highways, public ways and roadways as established in this Article, no person shall disobey the directions or instructions stated on such sign.

(c) The provisions of Subsection (a) above shall not apply to nor be construed to prohibit:

(1) the operation of emergency vehicles upon any street in the Town; or

(2) the operation of vehicles owned or operated by a person providing residential, commercial or industrial collection services for solid waste, recyclables or organics; or

(3) the drivers of any vehicles from traveling over such restricted or prohibited streets, highways, public ways and roadways for commercial activities carried on or in connection with a local business purpose, such as t delivering or picking up local materials or merchandise, making local deliveries, or reaching their destinations which occur on these particular streets, highways, public ways and roadways, provided that such vehicles enter such streets, highways, public ways and roadways at the intersection nearest the destination of the vehicle and proceed thereon no farther than the nearest destination, and provided further that the truck may proceed to another destination without returning to a truck route if to so return would unreasonably increase the distance to be traveled between destinations.

(d) Any person operating a truck upon all or any portion of a street, highway, public way or roadway that is not a truck route or upon a prohibited route shall have in his or her possession a log book, delivery slip or other evidence of the point of origin and destination to justify the presence of the vehicle upon the route. Failure to produce evidence upon request of a police officer shall be unlawful and a separate violation.

Sec. 8-3-20. Designation of routes, maps; signs.

(a) The Town Council has designated truck routes and restricted truck routes for all or portions of those streets, highways, public ways or portion thereof within the Town upon which trucks shall operate. As the Town grows and develops, the Town Manager or such person's designee shall have the authority to designate additional streets, highways, public ways and roadways upon which trucks and other means of transportation may or may not operate in consultation with the Director of Public Works, the Town Engineer and the Town Council. The Town Council shall have the additional authority to restrict the use of the Town's streets, highways, public ways and roadways as provided in Subsection 8-3-10(a) above, as it may be amended. The designations and restrictions shall be based upon Town engineering investigations and studies, public safety, environmental considerations, economic factors affecting trucking and the trucking industry, desires of the inhabitants and neighborhood characteristics of affected areas.

(b) The Town Engineer shall maintain, in the office of Department of Public Works, maps designating truck routes, prohibited routes and restricted routes, as the same may apply to trucks and other means of transportation, which shall be available to all persons upon request.

(c) The Public Works Department shall post, with appropriate signs, truck routes and those routes that are prohibited or restricted.

Sec. 8-3-30. State highways excepted.

This Article shall not apply to state highway routes within the Town.

Section 2. A designated truck route for the Town of Severance, attached hereto as Exhibit A, is hereby adopted by reference as if fully set out in this codification.

Section 3. If any article, section, paragraph, sentence, clause, or phrase of this ordinance is held to be unconstitutional or invalid for any reason, such decision shall not affect the validity or constitutionality of the remaining portions of this ordinance. The Town Council hereby declares it would have passed this ordinance and each part or parts hereof irrespective of the fact that any one part or parts be declared unconstitutional or invalid.

Section 4. All other ordinances or portions thereof inconsistent or conflicting with this ordinance or any portions hereof are hereby repealed to the extent of such inconsistency or conflict.

Section 5. This ordinance is deemed necessary for the immediate protection of the health, welfare and safety of the community.

Section 6. Violations of this ordinance shall be punishable in accordance with Section 1-4-20 of the Severance Municipal Code.

INTRODUCED, READ, ADOPTED, APPROVED, AND ORDERED PUBLISHED IN FULL this ___th day of _____, 2022.

TOWN OF SEVERANCE, COLORADO

_____
Matthew Fries, Mayor

ATTEST:

_____
Leah Vanarsdall, MMC, Town Clerk

APPROVED AS TO FORM:

_____
Hayashi & Macsalka, LLC, Town Attorney

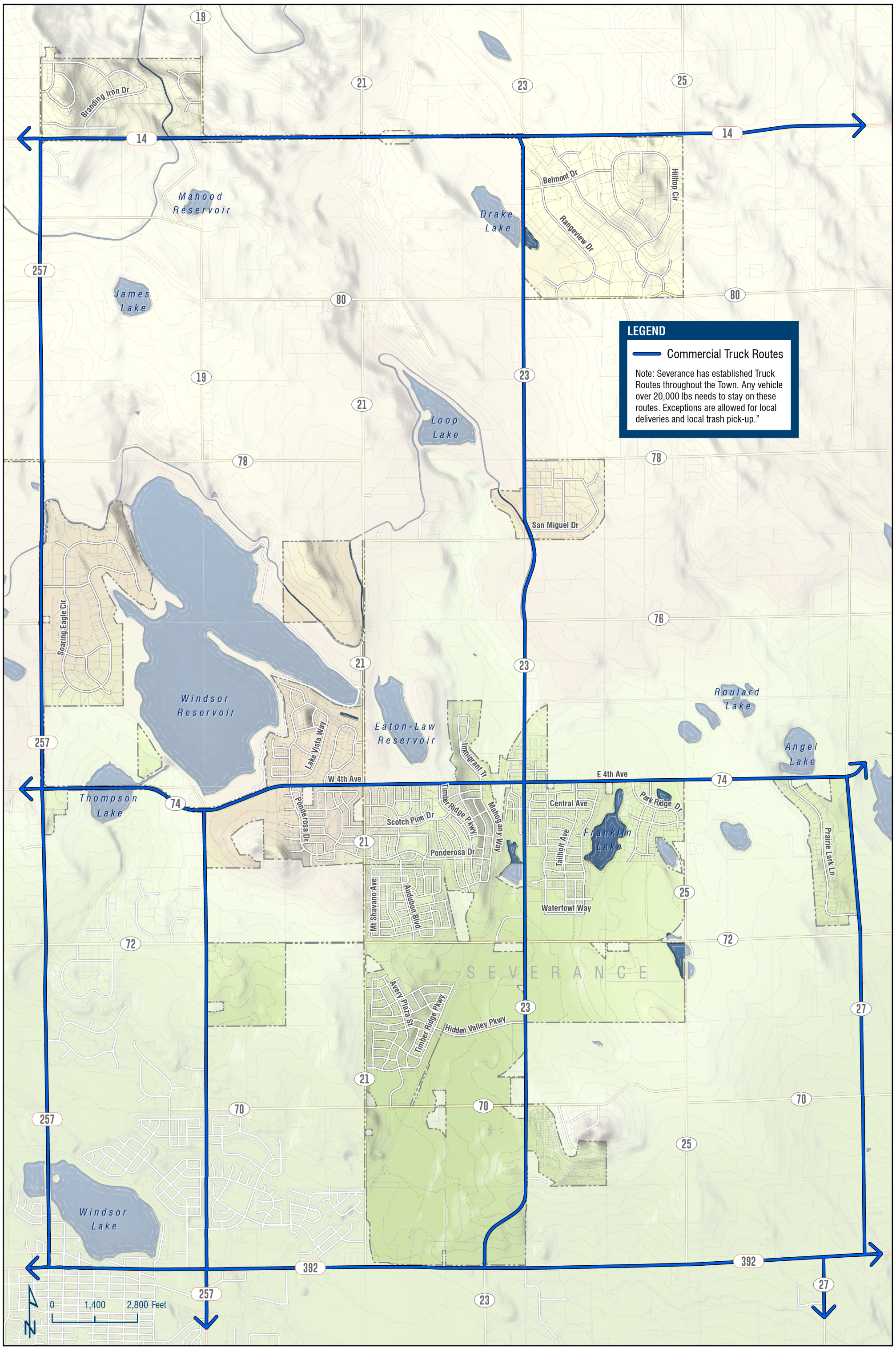

AYRES

Commercial Truck Routes

Severance, Colorado

TOWN OF SEVERANCE
3 South Timber Ridge Parkway
Severance, CO 80546
Project 51-0442 • 5.24.2022

MAP 11

AGENDA ITEM SUMMARY

AGENDA ITEM	SUBMITTED BY	PRESENTED BY
Council Liaison Appointments	Nicholas Wharton, Town Manager	Nicholas J. Wharton, MPA

ACTION REQUESTED

Management asks that the Town Council discuss the appointment of liaisons to the boards and commissions below and take action.

- Actions that may be taken:
  - Move to appoint a liaison to the listed boards/commissions for a one-year term
  - Take no action

Report
Discussion
Action Requested

BRIEF SUMMARY

Annually, the Town Council should review and appoint liaisons to the following Boards and Commissions for a one-year term:

- Windsor-Severance Fire District (Matt Fries)
- Great Western Trail Authority (Matt Fries)
- North Front Range MPO (Frank Baszler)
- Chamber of Commerce (Stephen Gagliardi)
- Clearview Library (Frank Baszler)
- Windsor-Severance Historical Society (Dan Meyers)
- Weld RE-4 School District (Vacant)
- North Weld County Water District (Vacant)

PUBLIC SUPPORT/CONCERN

None at this time.

ANALYSIS AND RECOMMENDATION

Management recommends that the Town Council take action and move to appoint liaisons to the vacant commissions and boards through the end of 2022.

MATERIALS SUBMITTED

The following materials were submitted and included in this packet:
None

AGENDA ITEM SUMMARY

AGENDA ITEM	SUBMITTED BY	PRESENTED BY
Discussion on Virtual Participation	Nicholas Wharton, Town Manager	Nicholas J. Wharton, MPA

ACTION REQUESTED	
Management asks that the Town Council discuss proceeding forward with allowing virtual participation at Council and Commission Meetings.	**Discussion**

BRIEF SUMMARY

The transition to the new Civic Clerk Platform allows more transparency on our website, with all documentation pertaining to Council and Commission Packets in one place. From this location, residents can now download all meeting packets, view approved minutes, and watch the meetings live; however, this platform does not allow for virtual participation.

Moving forward, if the Town Council would like to allow for virtual participation at Council and Commission Meetings, we would need to keep and purchase an additional meeting platform, such as Zoom. Staff would need to run two separate systems at once to allow this participation to occur, and Management would request that registration for speaking at a meeting as a virtual participant occurs at least 24 hours in advance.

PUBLIC SUPPORT/CONCERN

Several requests for virtual participation have been made in the past.

ANALYSIS AND RECOMMENDATION

Management asks that the Town Council provide direction on proceeding forward with allowing virtual participation at Council and Commission Meetings.

MATERIALS SUBMITTED

The following materials were submitted and included in this packet:
None